



2019 RETAIL PRICE LIST

HGAC CONTRACT-TAG LINE

Effective Date: 3/1/2019



Drop-Deck

Drop-Deck Tilt

Hydraulic Dump

Deck-Over

Deck-Over Tilt

Rigid Gooseneck

Monroe Towmaster, LLC.

61381 US Hwy 12
Litchfield, MN 55355

Phone: **320-693-7900**

Toll Free: 800-462-4517

Fax: 320-693-7921

Parts Department

Phone: **320-593-4595**

Toll Free: 866-239-2221

Fax: 320-693-5703



towmaster.com

This page left blank.

Table of Contents

Warranty	4
Payload Ratings	5
Swing Clearance	6
Trailer Models	9
“TC” Drop-Deck Models	TC-9D TC-10D TC-12D TC-14D
“T” Drop-Deck Models	T-9D T-10D T-12D T-14D T-16D T-18D T-20D
Pan Trailer Models	T-9P T-10P T-12P
Hydraulic Dump Models	T-5HD T-9HD T-10HD T-12HD T-14HD
Drop-Deck Tilt Models	T-3DT T-5DT T-9DT T-10DT T-12DT T-14DT T-16DT
Deck-Over Tilt Models	T-12T T-14T T-16T T-20T T-24T T-30T T-40T T-50T
Deck-Over Air Tilt Models	T-24TA T-40TA T-50TA
“TC” Deck-Over	TC-9 TC-10 TC-12 TC-14 TC-16 TC-18-3 TC-20 TC-24
“T” Deck-Over Models	T-20 T-20LP T-24 T-24LP T-30 T-40 T-40LP T-50 T-50LP
Rigid Gooseneck Models	T-50RG T-70RG
Options	65

TOWMASTER WARRANTY SUMMARY

(FULL AND CURRENT TEXT AVAILABLE AT TOWMASTER.COM)

This warranty effective on trailers manufactured after 01/01/2009.

Monroe Towmaster, LLC. (herein referred to as Towmaster) offers this extensive warranty to the original purchaser of our trailers. Warranty starts from the date of sale as long we receive the filled-out warranty card. If we do not receive the warranty card, warranty starts from the ship date of the unit.

LIMITED LIFETIME FRAME WARRANTY

On our premium trailers (T, TC series) Towmaster warranties the trailer main frame (frame, crossmembers, gussets, beavertail, and tongue or gooseneck) for the lifetime of the trailer to the original licensed owner to be free from defects in material and workmanship. This LIFETIME WARRANTY does not cover the hitch (ball, pintle, and gooseneck fifth wheel), tires, wheels, axles, suspension, hoists, ramps, lights, wiring, paint, wood, d-rings or any other features or options outside the scope of the trailer main frame weldment. Limited Lifetime is determined by the following criteria: The life expectancy of the trailer which is determined to be 10-YEARS on tag trailers 50,000 lb. capacity and lower, or 5-YEARS on king-pin trailers 50,000 lb. capacity and up, or 5-YEARS on dump trailers, to the original owner and is non-transferrable, limited to the first accident or overloading. This warranty also does not cover:

1. Products which have been operated in excess of rated capacities
2. Misuse, abuse or accidents
3. Vehicles which have been altered, modified or repaired in any manner not authorized by our company

FIVE-YEAR LIMITED FRAME WARRANTY

Some economy models (TE series) carry a 5-YEAR Limited Frame Warranty with the same exclusions as stated above. Some economy models (TE series) carry our standard 1-YEAR Warranty stated below.

AXLE / SUSPENSION WARRANTY

Each Dexter Torflex Axle carries a limited 10-YEAR WARRANTY on the suspension to be free from defect in material and workmanship. Warranty is limited to Dexter warranty policy. Other types or brands of suspensions may carry either a 5-YEAR or a 2-YEAR warranty by its manufacturer.

PAINT WARRANTY

Towmaster warrants its paint and process against peeling or delamination of topcoat and/or other layers of paint, cracking due to failure of the product, and excessive hazing for a period of 3-YEARS from the date of manufacture. This warranty is limited to original paint from the factory and excludes paint that has been chipped, scuffed, scratched, or otherwise damaged in normal use, inclement weather, improper care, or paint on trailers that have been abused or in an accident. Towmaster's liability is limited to the repair of the affected area and covers labor and materials only, at an authorized repair service.

FULL ONE-YEAR WARRANTY

Towmaster warranties each new product manufactured by us to be free from defects in material and workmanship for a period of one year from date of delivery to the original purchaser except as noted below.

This one-year warranty covers the entire trailer against material and workmanship except as noted:

1. New products which have been operated in excess of rated capacities
2. Misuse, abuse or accidents
3. Items that have been pinched (air or hydraulic hose)
4. Vehicles which have been altered, modified or repaired in any manner not authorized by our company
5. Second-hand or used vehicles
6. Wear items such as tires, battery, suspension, bearings, parking jacks
7. Products that have not been properly maintained (by the dealer or consumer)

In no way shall the manufacturer be held liable for consequential damages such as rentals of substitute vehicles, loss of profits, downtime, or other commercial losses. This warranty does not cover shipment of trailer or parts to dealer or manufacturer, or return shipment of trailer or parts to dealer or consumer from factory.

TIRE / BATTERY WARRANTY

New vehicle tires are warranted by their respective manufacturers and are prorated. Battery is warranted by Towmaster and is prorated.

TOWMASTER'S OBLIGATION

Our obligation under this warranty is to repair or replace, at no cost to the end user, any warrantable part proven defective within the time limit of this warranty at our factory or at an Authorized Towmaster Dealer. Towmaster will handle disposition of warranties on all other purchased components such as axles, suspensions, wheels, batteries, parking jacks and other purchased parts in conjunction with their respective manufacturers, and under the terms of their respective warranty policies.

We must receive immediate notification of a defect and no allowance will be made for repairs without our prior consent or approval. Manufacturer does not pre-authorize any dealership for warranty work. The dealer must call our warranty service department to receive an authorization number. If the work performed is not preauthorized with a claim number, it may be deemed void. Defective parts must be returned within twenty days of receipt of replacement parts or credit may not be given for the replacement parts and an invoice may be issued.

This warranty is in lieu of all other warranties, expressed or implied by law or otherwise, and there is no warranty of merchantability or fitness of purpose. Federal regulations require motor vehicle manufacturers to maintain a record of original owners of their equipment. Our warranty registration fulfills this requirement. Please make every effort to complete the warranty card document and send it in. This warranty written under the laws of Minnesota, USA and some provisions in this warranty may be adjusted according to your local state, province or country's laws. Complete warranty details and changes can be read on our web site, www.towmaster.com.

CUSTOMER REGISTRATION REQUIRED

Federal regulations require motor vehicle manufacturers to maintain a record of original owners of their equipment. Our warranty registration fulfills this requirement. Please make every effort to complete this document and send it in.

Manufacturer reserves the right to modify, without notice, specific designs and specifications as deemed advisable on the trailers described herein without obligation in regards to trailers previously manufactured. The manufacturer also reserves the right to discontinue models without obligation in regards to trailers previously sold. Written warranty covers each trailer. No other warranty expressed or implied is made.

GAWR, GVWR, and Payload Ratings

Towmaster determines the GAWR and GVWR ratings of its trailers using the following determinations:

GAWR

GAWR is determined by using the weakest link between the axle capacity rating and the combined wheel and tire rating.

GVWR

GVWR is determined by taking a fleet average weight, plus payload capacity rating (as determined by the manufacturer).

Payload Capacity

Payload is determined by one of the following calculations:

If your state recognizes weight transfer to the tow vehicle transfer, then calculate payload with this formula:

$$\text{GVWR} - \text{Trailer Weight} = \text{Payload Capacity}$$

If your state ONLY recognizes GAWR or trailer capacity rating and does NOT recognize weight transfer to the tow vehicle to transfer load, then calculate using this formula:

$$\text{GAWR OR Trailer capacity} - \text{Trailer Weight} = \text{Payload Capacity}$$

Trailer weight can fluctuate depending upon dryness of the wood deck, options installed and deck length. The best way to get the actual weight of the trailer is to scale it. Our published weights and capacities are for reference only.

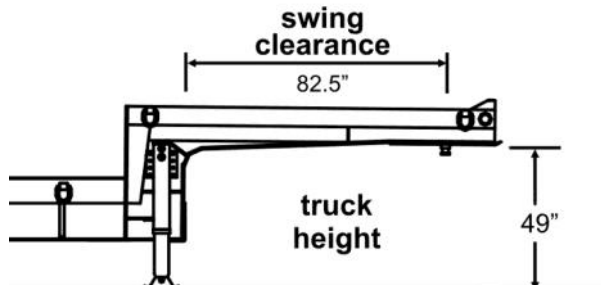
Tire/Wheel Load Ratings

Tire Size	Load Range	Tire Ply	Tire/Wheel Capacity	PSI	MPH	(S)ingle (D)ual	Bolt Pattern	Approx. Tire Dia. (in.)
ST225/75Rx15	D	8	2540	65	65	S	6 on 5.5 in ø	28.3
ST225/75Rx15	D	8	2540	65	65	S	8 on 6.5 in ø	28.3
235/80Rx16	E	10	3520	80	55	S	8 on 6.5 in ø	30.8
235/85Rx16	E	10	3640	80	65	S	6 on 5.5 in ø	31.7
235/85Rx16	E	10	3640	80	65	S	8 on 6.5 in ø	31.7
235/85Rx16	E	10	3305	80	65	D	8 on 6.5 in ø	31.7
235/85Rx16	G	14	3750	110	65	S	Upgrade	31.7
235/85Rx16	G	14	3415	110	65	D	Upgrade	31.7
235/75Rx17.5	H	16	5675	125	62	D	8 on 275mm ø	30.9
215/75Rx17.5	H	16	4805	125	62	S	8 on 6.5 in ø	29.7
215/75Rx17.5	H	16	4540	125	62	D	8 on 275mm ø	29.7
235/75Rx22.5	H	16	5070	120	62	D	10 on 285.75mm ø	35.9
255/70Rx22.5	H	16	5070	120	62	D	10 on 285.75mm ø	36.1
275/75Rx22.5	H	16	6395	125	75	D	10 on 285.75mm ø	38.2

Gooseneck Swing Clearance

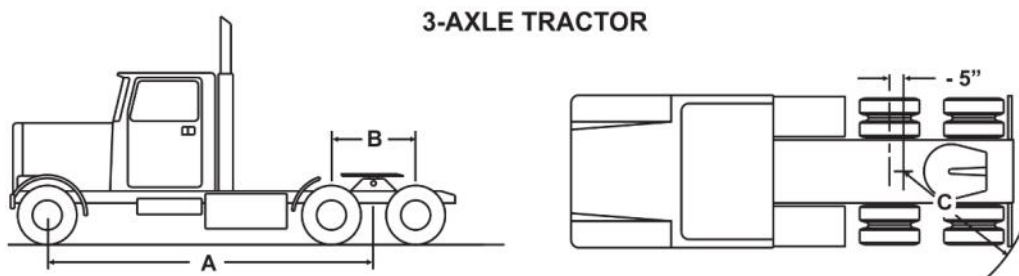
(Rigid Gooseneck / Hydraulic Tail)

These are the standard swing clearance dimensions on our goosenecks. Please specify swing clearance and truck height when ordering if you require a different clearance dimension.

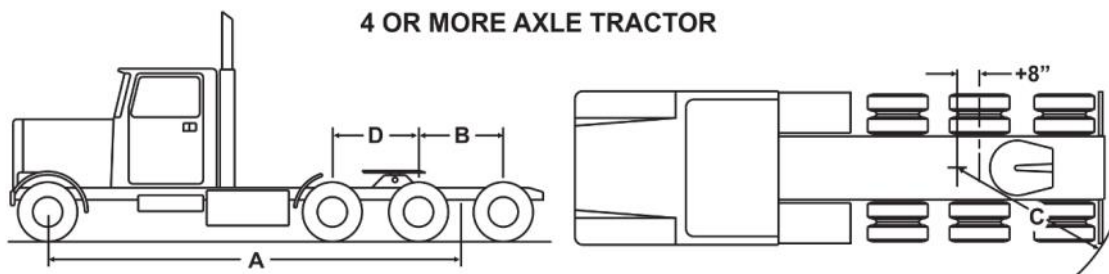


Detachable Gooseneck Swing Clearance

Use the chart below to determine the proper gooseneck length to fit your tractor. Detachable gooseneck trailers come in a variety of gooseneck length options. These dimensions will help determine the swing clearance needed. If you have any questions, please call the factory for clarification.



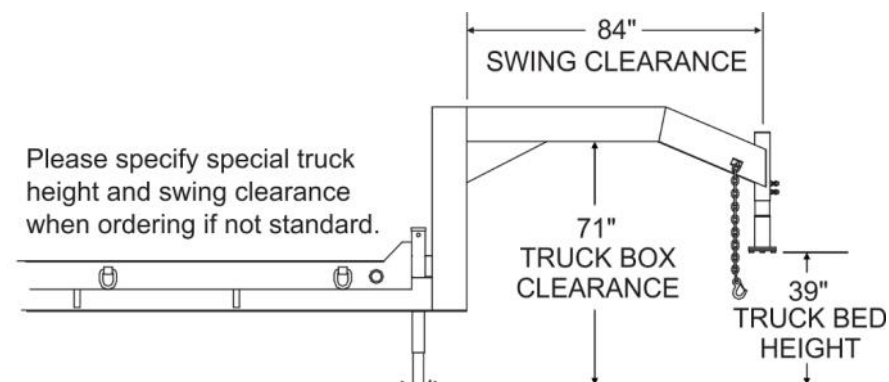
DIMENSION	DESCRIPTION
A=	Wheel Base
B=	Drive Axle Spacing
C=	Center of Forward Drive Axle, minus (-) 5 inches to outer edge of rear tire or mud flap



DIMENSION	DESCRIPTION
A=	Wheel Base
B=	Drive Axle Spacing
C=	Center of Forward Drive Axle, plus (+) 8 inches to outer edge of rear tire or mud flap
D=	Other Axle Spacing
	Number of Axles
Y N	Lift Axle

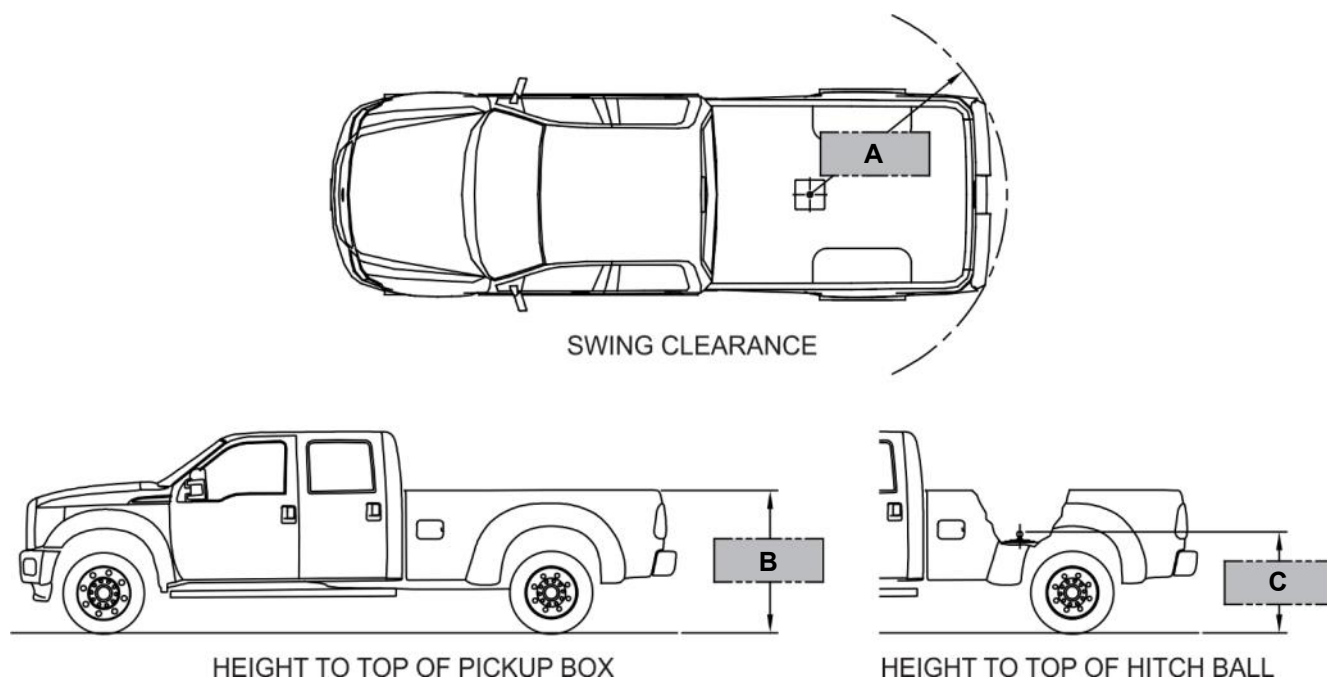
A-Frame Gooseneck Swing Clearance

These are the standard swing clearance dimensions on our goosenecks. Please specify swing clearance and truck height when ordering if you require a different clearance dimension.



Gooseneck Swing Clearance

Use the reference below to determine the proper gooseneck fit. These measurements will help determine the swing clearance. If you have any questions, please call the factory for clarification.



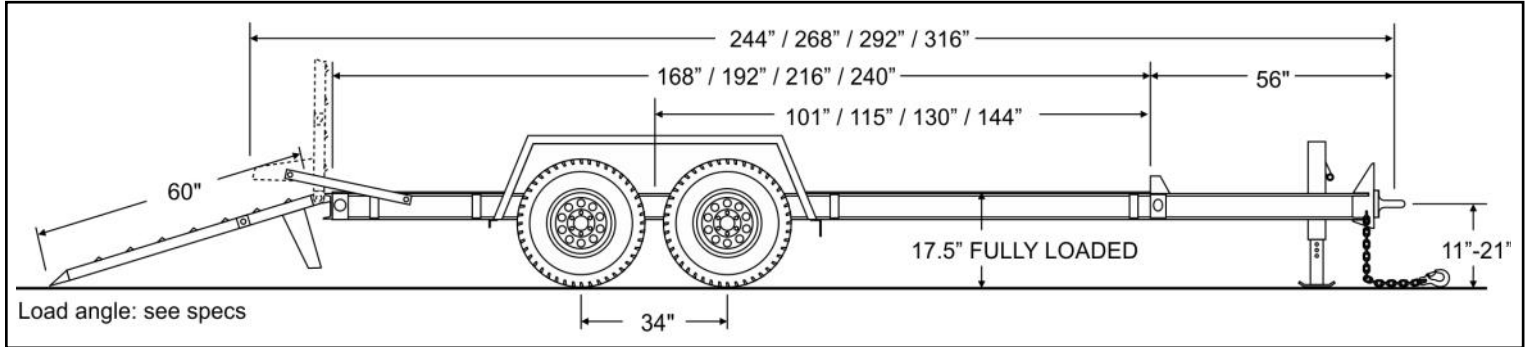
DIMENSION	DESCRIPTION
A=	Hitch Center to Box Corner
B=	Ground to Top of Box
C=	Ground to Top of Hitch Ball

This page left blank.

Monroe Towmaster, LLC.

61381 US Hwy 12
Litchfield, MN 55355
www.towmaster.com

Toll Free: 800-462-4517
Local: 320-693-7900
Fax: 320-693-7921

**Drop-Deck/****TC-9D****Model:**

All dimensions are nominal. Illustration may be shown with optional equipment.

STANDARD FEATURES**HITCH / TONGUE**

- Adj. height, bolt-on coupler
- 2.5" pintle
- RV plug
- One-piece cold-formed frame rails
- Integrated storage tray
- 7K bolt-on top-wind parking jack
- Battery break-away kit w/tow charger & test light
- Safety chains w/hooks

FRAME / DECK

- 82" between fenders
- 17.5" deck height (fully loaded)
- 6" I-beam main frame
- 3" Jr. I-beam crossmembers, 80,000 psi
- 2" nominal treated pine wood deck
- Formed flat bar tie downs (4 per side)
- 12 ga one-piece formed fender/panel

RAMPS / TAIL

- 18" x 5'-0" formed sides, cleated ladder style
- Load angle: 16°
- Solid-bar pinned ramp hold-ups

AXLES / SUSPENSION

- Rubber-ride suspension axles
- (2) 6,000 lb. axles (tandem, 4 wheels)
- Tires - ST225/75R15, load range D, 8-ply
- 15" wheels, 6-bolt
- Electric brakes
- Forward self-adjusting brakes
- Standard (Non-EZ Lube) hubs

LIGHTS / WIRING

- Rubber grommet mounted LED lights
- Sealed modular wiring

STANDARD FEATURES

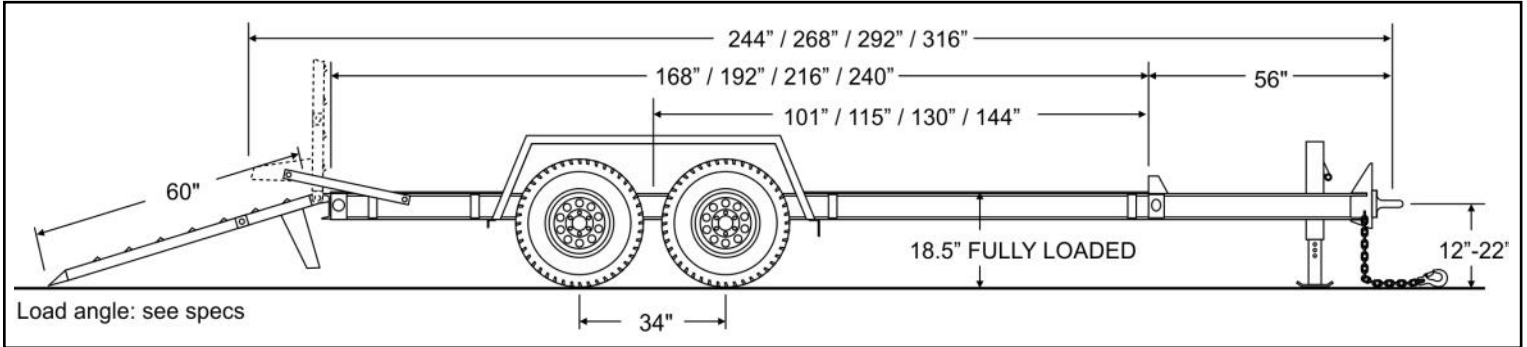
- Limited Lifetime Frame Warranty*
- One-Year full Warranty*
- 10 Year Suspension Warranty*
- Weatherproof registration holder
- Two-component polyurethane primer and paint
- Trailer color: Equipment Black
- Ramp color: Equipment Red

*See web site for warranty details

*Weights and capacities vary depending upon options. Published weights are reference only.

GAWR (lbs)	GVWR (lbs)	WEIGHT (lbs)	CAPACITY (lbs)	DECK WIDTH (in)	DECK LENGTH (ft)	MSRP
12,000	9,990	2,400	7,590	82"	14'	\$6,230
12,000	9,990	2,600	7,390	82"	16'	\$6,325
12,000	9,990	2,800	7,190	82"	18'	\$6,720

Model:



All dimensions are nominal. Illustration may be shown with optional equipment.

STANDARD FEATURES

HITCH / TONGUE

- Adj. height, bolt-on coupler
- 2.5" pintle
- RV plug
- One-piece cold-formed frame rails
- Integrated storage tray
- 7K bolt-on, top-wind parking jack
- Battery break-away kit w/tow charger & test light
- Safety chains w/hooks

FRAME / DECK

- 82" between fenders
- 18.5" deck height (fully loaded)
- 6" I-beam main frame
- 3" Jr. I-beam crossmembers, 80,000 psi
- 2" nominal treated pine wood deck
- Formed flat bar tie downs (4 per side)
- 12 ga one-piece formed fender/panel

RAMPS / TAIL

- 18" x 5'-0" formed sides, cleated ladder style
- Load angle: 17°
- Solid-bar pinned ramp hold-ups

AXLES / SUSPENSION

- Rubber-ride suspension axles
- (2) 6,000 lb. axles (tandem, 4 wheels)
- Tires - 235/85R16, load range E, 10-ply
- 16" wheels, 6-bolt
- Electric brakes
- Forward self-adjusting brakes
- Standard (Non-EZ Lube) hubs

LIGHTS / WIRING

- Rubber grommet mounted LED lights
- Sealed modular wiring

STANDARD FEATURES

- Limited Lifetime Frame Warranty*
- One-Year full Warranty*
- 10 Year Suspension Warranty*
- Weatherproof registration holder
- Two-component polyurethane primer and paint
- Trailer color: Equipment Black
- Ramp color: Equipment Red

*See web site for warranty details

*Weights and capacities vary depending upon options. Published weights are reference only.						
GAWR (lbs)	GVWR (lbs)	WEIGHT (lbs)	CAPACITY (lbs)	DECK WIDTH (in)	DECK LENGTH (ft)	MSRP
12,000	12,400	2,400	10,000	82"	14'	\$6,295
12,000	12,600	2,600	10,000	82"	16'	\$6,410
12,000	12,800	2,800	10,000	82"	18'	\$6,800

Monroe Towmaster, LLC.

61381 US Hwy 12
Litchfield, MN 55355
www.towmaster.com

Toll Free: 800-462-4517

Local: 320-693-7900

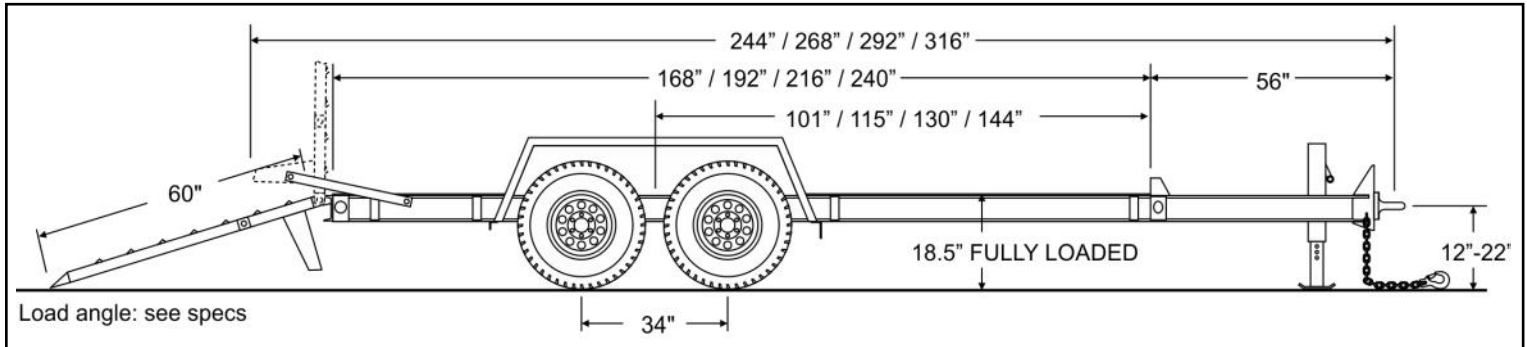
Fax: 320-693-7921



Drop-Deck/

TC-12D

Model:



All dimensions are nominal. Illustration may be shown with optional equipment.

STANDARD FEATURES

HITCH / TONGUE

- Adj. height, bolt-on coupler
- 2.5" pintle
- RV plug
- One-piece cold-formed frame rails
- Integrated storage tray
- 7K bolt-on, top-wind parking jack
- Battery break-away kit w/tow charger & test light
- Safety chains w/hooks

FRAME / DECK

- 82" between fenders
- 18.5" deck height (fully loaded)
- 6" I-beam main frame
- 3" Jr. I-beam crossmembers, 80,000 psi
- 2" nominal treated pine wood deck
- Formed flat bar tie downs (4 per side)
- 12 ga one-piece formed fender/panel

RAMPS / TAIL

- 18" x 5'-0" formed sides, cleated ladder style
- Load angle: 17°
- Solid-bar pinned ramp hold-ups

AXLES / SUSPENSION

- Rubber-ride suspension axles
- (2) 6,000 lb. axles (tandem, 4 wheels)
- Tires - 235/85R16, load range E, 10-ply
- 16" wheels, 6-bolt
- Electric brakes
- Forward self-adjusting brakes
- Standard (Non-EZ Lube) hubs

LIGHTS / WIRING

- Rubber grommet mounted LED lights
- Sealed modular wiring

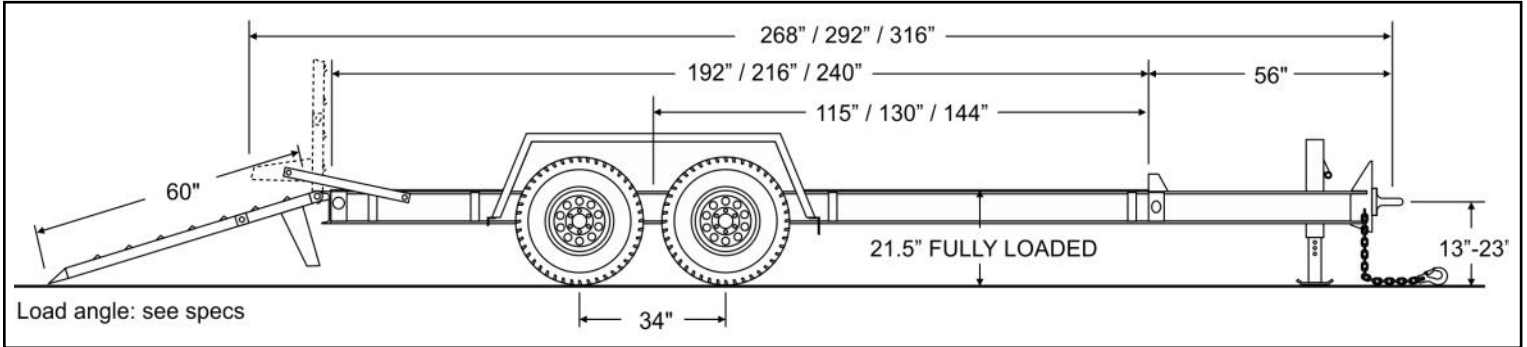
STANDARD FEATURES

- Limited Lifetime Frame Warranty*
- One-Year full Warranty*
- 10 Year Suspension Warranty*
- Weatherproof registration holder
- Two-component polyurethane primer and paint
- Trailer color: Equipment Black
- Ramp color: Equipment Red

*See web site for warranty details

*Weights and capacities vary depending upon options. Published weights are reference only.						
GAWR (lbs)	GVWR (lbs)	WEIGHT (lbs)	CAPACITY (lbs)	DECK WIDTH (in)	DECK LENGTH (ft)	MSRP
12,000	14,400	2,400	12,000	82"	14'	\$6,295
12,000	14,600	2,600	12,000	82"	16'	\$6,410
12,000	14,800	2,800	12,000	82"	18'	\$6,800
12,000	15,000	3,000	12,000	82"	20'	\$7,160

Model:



All dimensions are nominal. Illustration may be shown with optional equipment.

STANDARD FEATURES

HITCH / TONGUE

- Adj. height, bolt-on coupler
- 3" pintle
- RV plug
- One-piece cold-formed frame rails
- Integrated storage tray
- 12K bolt-on, side-wind drop-leg parking jack
- Battery break-away kit w/tow charger & test light
- Safety chains w/hooks

FRAME / DECK

- 82" between fenders
- 21.5" deck height (fully loaded)
- 8" I-beam main frame
- 3" Jr. I-beam crossmembers, 80,000 psi
- 2" nominal white oak wood deck
- Formed flat bar tie downs (4 per side)
- 12 ga one-piece formed fender/panel

RAMPS / TAIL

- 18" x 5'-0" channel sides, cleated ladder style
- Load angle: 19°
- Solid-bar pinned ramp hold-ups

AXLES / SUSPENSION

- Rubber-ride suspension axles
- (2) 7,000 lb. axles (4 wheels)
- Tires - 235/85R16, load range E, 10-ply
- 16" wheels, 8-bolt
- Electric brakes
- Forward self-adjusting brakes
- Standard (non-EZ Lube) hubs

LIGHTS / WIRING

- Rubber grommet mounted LED lights
- Sealed modular wiring

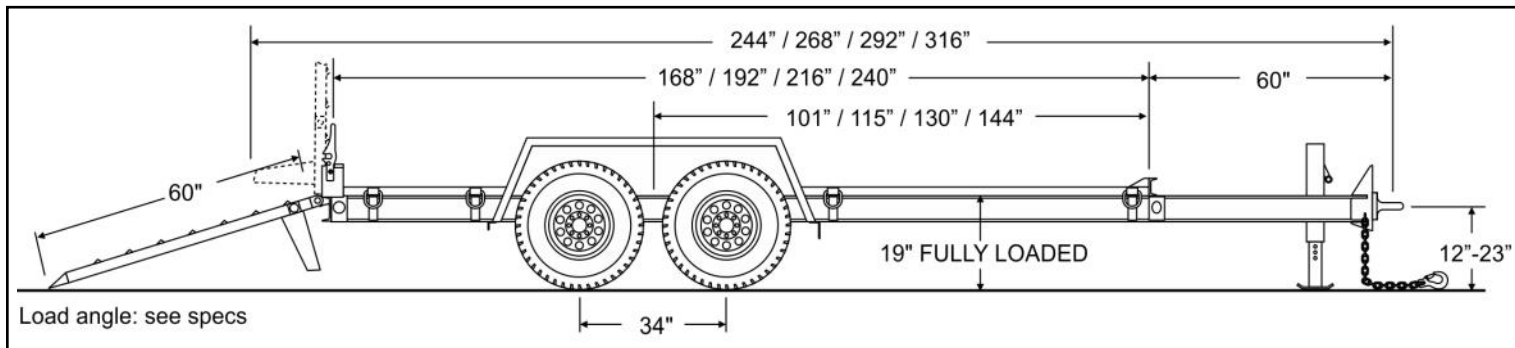
STANDARD FEATURES

- Limited Lifetime Frame Warranty*
- One-Year full Warranty*
- 10 Year Suspension Warranty*
- Weatherproof registration holder
- Two-component polyurethane primer and paint
- Trailer color: Equipment Black
- Ramp color: Equipment Red

*See web site for warranty details

*Weights and capacities vary depending upon options. Published weights are reference only.						
GAWR (lbs)	GVWR (lbs)	WEIGHT (lbs)	CAPACITY (lbs)	DECK WIDTH (in)	DECK LENGTH (ft)	MSRP
14,000	17,200	3,200	14,000	82"	16'	\$7,105
14,000	17,400	3,400	14,000	82"	18'	\$7,865
14,000	17,600	3,600	14,000	82"	20'	\$8,365

Model:



All dimensions are nominal. Illustration may be shown with optional equipment.

STANDARD FEATURES

HITCH / TONGUE

- Adj. height, bolt-on coupler
- 2.5" pintle
- RV plug
- One-piece cold-formed frame rails
- Integrated storage tray
- 7K bolt-on, top-wind drop-leg parking jack
- Battery break-away kit w/tow charger & test light
- Safety chains w/hooks

FRAME / DECK

- 82" between fenders
- 19" deck height (fully loaded)
- 6" I-beam main frame
- 3" Jr. I-beam crossmembers, 80,000 psi
- 2" nominal white oak wood deck
- 2" sides
- D-ring tie-downs (4 per side)
- 12 ga one-piece formed fender/panel

RAMPS / TAIL

- 18" x 5'-0" channel sides, cleated ladder style
- Load Angle: 17°
- Auto-Latch ramp hold-ups
- Spring-assist

AXLES / SUSPENSION

- Rubber-ride suspension axles
- (2) 7,000 lb. axles (4 wheels)
- Tires - 235/85R16, load range E, 10-ply
- 16" wheels, 8-bolt
- Electric brakes
- Forward self-adjusting brakes
- E-Z Lube hubs

LIGHTS / WIRING

- Rubber grommet mounted LED lights
- Sealed modular wiring

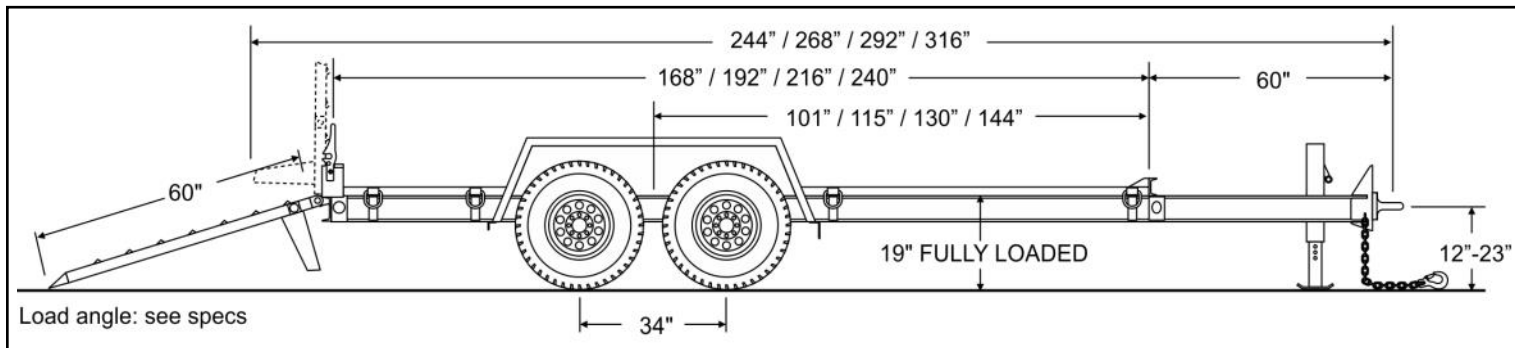
STANDARD FEATURES

- Limited Lifetime Frame Warranty*
- One-Year full Warranty*
- 10 Year Suspension Warranty*
- Weatherproof registration holder
- Two-component polyurethane primer and paint
- Trailer color: Equipment Black
- Ramp color: Equipment Red

*See web site for warranty details

*Weights and capacities vary depending upon options. Published weights are reference only.						
GAWR (lbs)	GVWR (lbs)	WEIGHT (lbs)	CAPACITY (lbs)	DECK WIDTH (in)	DECK LENGTH (ft)	MSRP
14,000	9,990	2,900	7,090	82"	14'	\$6,800
14,000	9,990	3,100	6,890	82"	16'	\$7,175
14,000	9,990	3,300	6,690	82"	18'	\$7,535
14,000	9,990	3,500	6,490	82"	20'	\$7,915

Model:



All dimensions are nominal. Illustration may be shown with optional equipment.

STANDARD FEATURES

HITCH / TONGUE

- Adj. height, bolt-on coupler
- 2.5" pintle
- RV plug
- One-piece cold-formed frame rails
- Integrated storage tray
- 7K bolt-on, top-wind drop-leg parking jack
- Battery break-away kit w/tow charger & test light
- Safety chains w/hooks

FRAME / DECK

- 82" between fenders
- 19" deck height (fully loaded)
- 6" I-beam main frame
- 3" Jr. I-beam crossmembers, 80,000 psi
- 2" nominal white oak wood deck
- 2" sides
- D-ring tie-downs (4 per side)
- 12 ga one-piece formed fender/panel

RAMPS / TAIL

- 18" x 5'-0" channel sides, cleated ladder style
- Load Angle: 17°
- Auto-Latch ramp hold-ups
- Spring-assist

AXLES / SUSPENSION

- Rubber-ride suspension axles
- (2) 7,000 lb. axles (4 wheels)
- Tires - 235/85R16, load range E, 10-ply
- 16" wheels, 8-bolt
- Electric brakes
- Forward self-adjusting brakes
- E-Z Lube hubs

LIGHTS / WIRING

- Rubber grommet mounted LED lights
- Sealed modular wiring

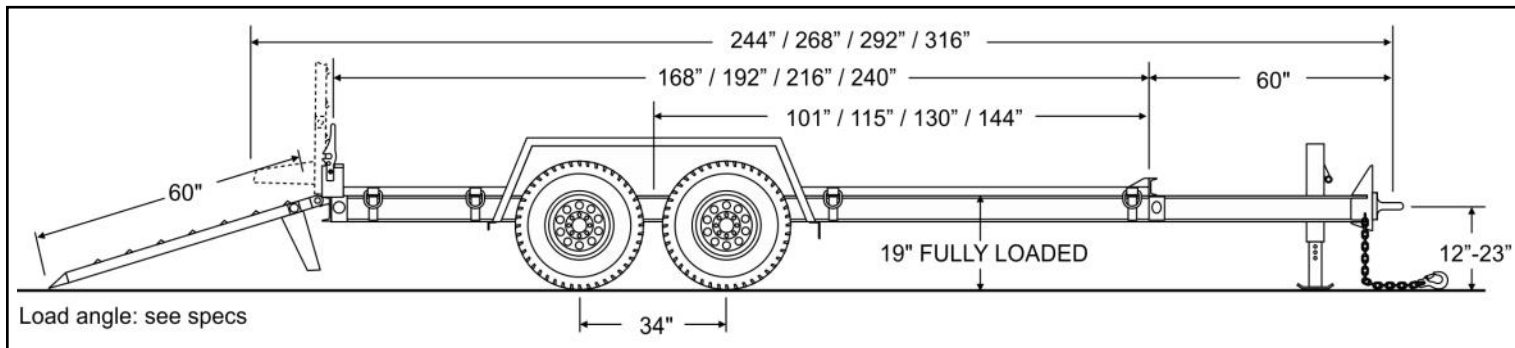
STANDARD FEATURES

- Limited Lifetime Frame Warranty*
- One-Year full Warranty*
- 10 Year Suspension Warranty*
- Weatherproof registration holder
- Two-component polyurethane primer and paint
- Trailer color: Equipment Black
- Ramp color: Equipment Red

*See web site for warranty details

*Weights and capacities vary depending upon options. Published weights are reference only.						
GAWR (lbs)	GVWR (lbs)	WEIGHT (lbs)	CAPACITY (lbs)	DECK WIDTH (in)	DECK LENGTH (ft)	MSRP
14,000	12,900	2,900	10,000	82"	14'	\$6,800
14,000	13,100	3,100	10,000	82"	16'	\$7,175
14,000	13,300	3,300	10,000	82"	18'	\$7,535
14,000	13,500	3,500	10,000	82"	20'	\$7,915

Model:



All dimensions are nominal. Illustration may be shown with optional equipment.

STANDARD FEATURES

HITCH / TONGUE

- Adj. height, bolt-on coupler
- 2.5" pintle
- RV plug
- One-piece cold-formed frame rails
- Integrated storage tray
- 12K bolt-on, top-wind drop-leg parking jack
- Battery break-away kit w/tow charger & test light
- Safety chains w/hooks

FRAME / DECK

- 82" between fenders
- 19" deck height (fully loaded)
- 6" I-beam main frame
- 3" Jr. I-beam crossmembers, 80,000 psi
- 2" nominal white oak wood deck
- 2" sides
- D-ring tie-downs (4 per side)
- 12 ga one-piece formed fender/panel

RAMPS / TAIL

- 18" x 5'-0" channel sides, cleated ladder style
- Load Angle: 17°
- Auto-Latch ramp hold-ups
- Spring-assist

AXLES / SUSPENSION

- Rubber-ride suspension axles
- (2) 7,000 lb. axles (4 wheels)
- Tires - 235/85R16, load range E, 10-ply
- 16" wheels, 8-bolt
- Electric brakes
- Forward self-adjusting brakes
- E-Z Lube hubs

LIGHTS / WIRING

- Rubber grommet mounted LED lights
- Sealed modular wiring

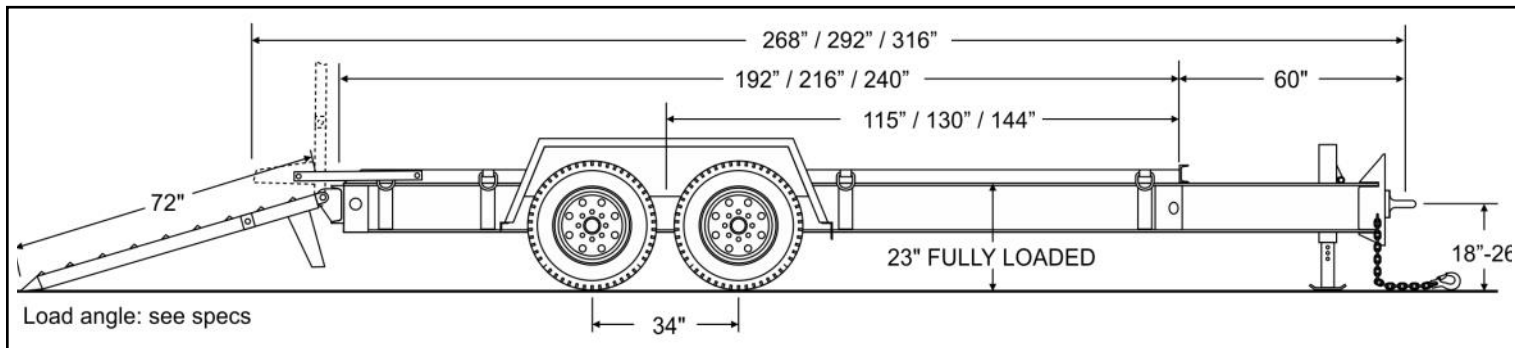
STANDARD FEATURES

- Limited Lifetime Frame Warranty*
- One-Year full Warranty*
- 10 Year Suspension Warranty*
- Weatherproof registration holder
- Two-component polyurethane primer and paint
- Trailer color: Equipment Black
- Ramp color: Equipment Red

*See web site for warranty details

*Weights and capacities vary depending upon options. Published weights are reference only.						
GAWR (lbs)	GVWR (lbs)	WEIGHT (lbs)	CAPACITY (lbs)	DECK WIDTH (in)	DECK LENGTH (ft)	MSRP
14,000	14,900	2,900	12,000	82"	14'	\$6,870
14,000	15,100	3,100	12,000	82"	16'	\$7,240
14,000	15,300	3,300	12,000	82"	18'	\$7,595
14,000	15,500	3,500	12,000	82"	20'	\$7,975

Model:



All dimensions are nominal. Illustration may be shown with optional equipment.

STANDARD FEATURES

HITCH / TONGUE

- Adj. height, bolt-on coupler
- 3" pintle
- RV plug
- One-piece cold-formed frame rails
- Integrated storage tray
- 12K bolt-on, top-wind drop-leg parking jack
- Battery break-away kit w/tow charger & test light
- Safety chains w/hooks

FRAME / DECK

- 82"/84" between fenders/(84" no fender panel)
- 23" deck height (fully loaded)
- 10" I-beam main frame
- 3" Jr. I-beam x-members, 80,000 psi
- 2" nom. white oak wood deck
- 3" sides
- D-rings (4 per side)
- 12 ga one-piece formed fender/panel

RAMPS / TAIL

- 18" x 6'-0" channel sides, cleated ladder style
- Load Angle: 18°
- Solid bar ramp hold-ups
- Spring-assist

AXLES / SUSPENSION

- Rubber-ride suspension axles
- (2) 7,200 lb. axles (4 wheels)
- Tires - 215/75R17.5, load range H, 16-ply
- 17.5" wheels, 8-bolt
- Electric brakes
- E-Z Lube hubs

LIGHTS / WIRING

- Rubber grommet mounted LED lights
- Sealed modular wiring

STANDARD FEATURES

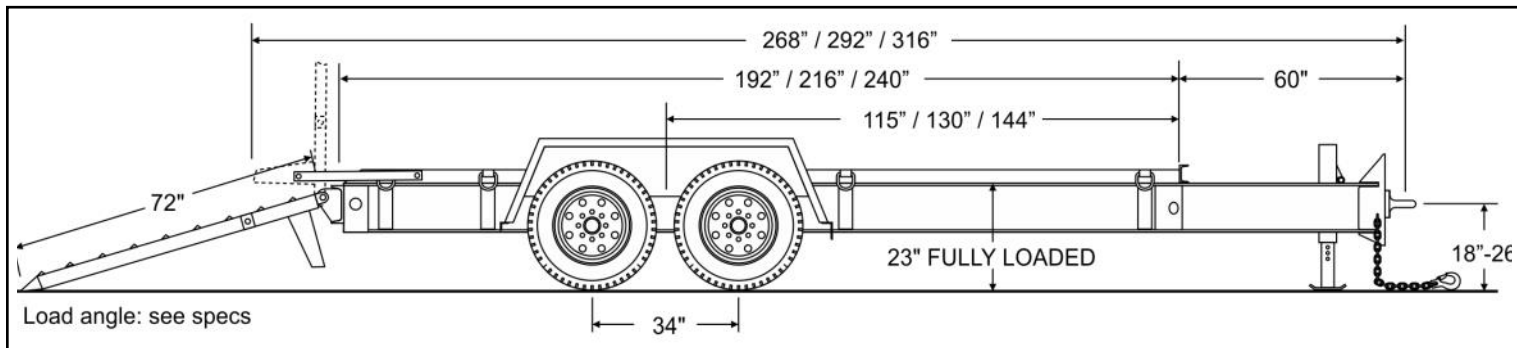
- Limited Lifetime Frame Warranty*
- One-Year full Warranty*
- 10 Year Suspension Warranty*
- Weatherproof registration holder
- Two-component polyurethane primer and paint
- Trailer color: Equipment Black
- Ramp color: Equipment Red

*See web site for warranty details

*Weights and capacities vary depending upon options. Published weights are reference only.

GAWR (lbs)	GVWR (lbs)	WEIGHT (lbs)	CAPACITY (lbs)	DECK WIDTH (in)	DECK LENGTH (ft)	MSRP
14,400	18,000	4,000	14,000	82"	16'	\$9,245
14,400	18,200	4,200	14,000	82"	18'	\$9,745
14,400	18,400	4,400	14,000	82"	20'	\$10,235
14,400	18,000	4,000	14,000	84"	16'	\$9,410
14,400	18,200	4,200	14,000	84"	18'	\$9,995
14,400	18,400	4,400	14,000	84"	20'	\$10,485

Model:



All dimensions are nominal. Illustration may be shown with optional equipment.

STANDARD FEATURES

HITCH / TONGUE

- Adj. height, bolt-on coupler
- 3" pintle
- RV plug
- One-piece cold-formed frame rails
- Integrated storage tray
- 12K bolt-on, top-wind drop-leg parking jack
- Battery break-away kit w/tow charger & test light
- Safety chains w/hooks

FRAME / DECK

- 82"/84" between fenders/(84" no fender panel)
- 23" deck height (fully loaded)
- 10" I-beam main frame
- 3" Jr. I-beam x-members, 80,000 psi
- 2" nom. white oak wood deck
- 3" sides
- D-rings (4 per side)
- 12 ga one-piece formed fender/panel

RAMPS / TAIL

- 18" x 6'-0" channel sides, cleated ladder style
- Load Angle: 18°
- Solid bar ramp hold-ups
- Spring-assist

AXLES / SUSPENSION

- Rubber-ride suspension axles
- (2) 8,000 lb. axles (4 wheels)
- Tires - 215/75R17.5, load range H, 16-ply
- 17.5" wheels, 8-bolt
- Electric brakes
- Forward self-adjusting brakes
- E-Z Lube hubs

LIGHTS / WIRING

- Rubber grommet mounted LED lights
- Sealed modular wiring

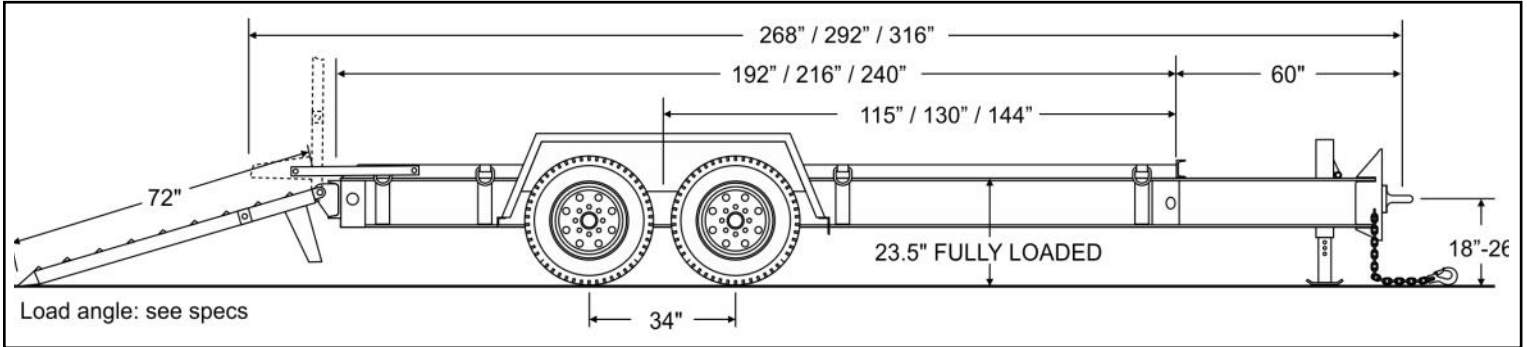
STANDARD FEATURES

- Limited Lifetime Frame Warranty*
- One-Year full Warranty*
- 10 Year Suspension Warranty*
- Weatherproof registration holder
- Two-component polyurethane primer and paint
- Trailer color: Equipment Black
- Ramp color: Equipment Red

*See web site for warranty details

*Weights and capacities vary depending upon options. Published weights are reference only.						
GAWR (lbs)	GVWR (lbs)	WEIGHT (lbs)	CAPACITY (lbs)	DECK WIDTH (in)	DECK LENGTH (ft)	MSRP
16,000	20,400	4,400	16,000	82"	16'	\$10,170
16,000	20,600	4,600	16,000	82"	18'	\$10,390
16,000	20,800	4,800	16,000	82"	20'	\$10,810
16,000	20,400	4,400	16,000	84"	16'	\$10,310
16,000	20,600	4,600	16,000	84"	18'	\$10,550
16,000	20,800	4,800	16,000	84"	20'	\$10,955

Model:



All dimensions are nominal. Illustration may be shown with optional equipment.

STANDARD FEATURES

HITCH / TONGUE

- Adj. height, bolt-on coupler
- 3" pintle
- RV plug
- One-piece cold-formed frame rails
- Integrated storage tray
- 12K bolt-on, top-wind drop-leg parking jack
- Battery break-away kit w/tow charger & test light
- Safety chains w/hooks

FRAME / DECK

- 82" between fenders
- 23.5" deck height (fully loaded)
- 10" I-beam main frame
- 3" Jr. I-beam crossmembers, 80,000 psi
- 2" nominal white oak wood deck
- 3" sides
- D-ring tie-downs (4 per side)
- 12 ga one-piece formed fender/panel

RAMPS / TAIL

- 18" x 6'-0" channel sides, cleated ladder style
- Load Angle: 18°
- Solid bar ramp hold-ups
- Spring-assist

AXLES / SUSPENSION

- Rubber-ride suspension axles
- (2) 10,000 lb. axles (4 wheels)
- Tires - 215/75R17.5, load range H, 16-ply
- 17.5" wheels, 8-bolt
- Electric brakes
- Forward self-adjusting brakes
- Oil bath hubs

LIGHTS / WIRING

- Rubber grommet mounted LED lights
- Sealed modular wiring

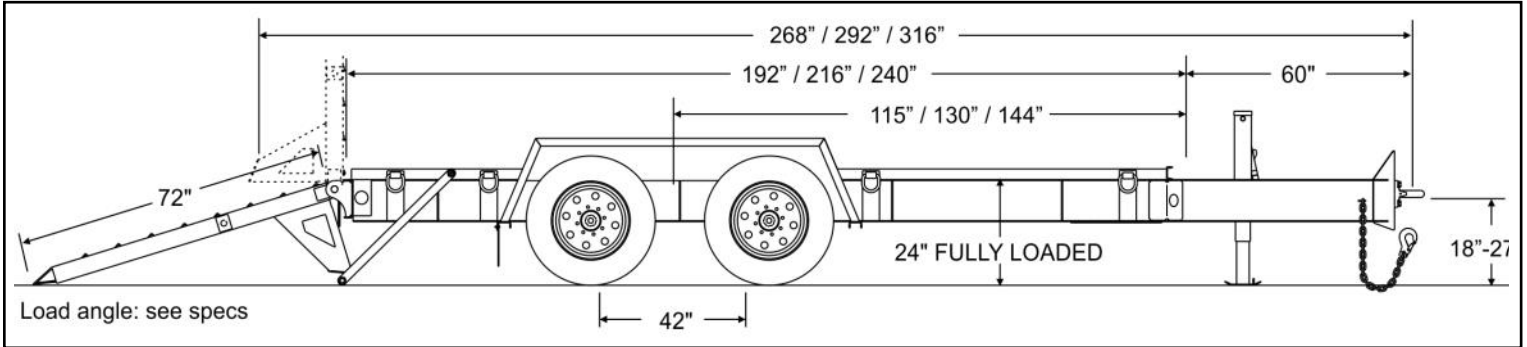
STANDARD FEATURES

- Limited Lifetime Frame Warranty*
- One-Year full Warranty*
- 10 Year Suspension Warranty*
- Weatherproof registration holder
- Two-component polyurethane primer and paint
- Trailer color: Equipment Black
- Ramp color: Equipment Red

*See web site for warranty details

*Weights and capacities vary depending upon options. Published weights are reference only.						
GAWR (lbs)	GVWR (lbs)	WEIGHT (lbs)	CAPACITY (lbs)	DECK WIDTH (in)	DECK LENGTH (ft)	MSRP
20,000	22,400	4,400	18,000	82"	16'	\$11,390
20,000	22,600	4,600	18,000	82"	18'	\$11,725
20,000	22,800	4,800	18,000	82"	20'	\$12,135

Model:



All dimensions are nominal. Illustration may be shown with optional equipment.

STANDARD FEATURES

HITCH / TONGUE

- Adj. height, bolt-on coupler
- 3" pintle
- RV plug
- One-piece cold-formed frame rails
- Integrated storage tray
- 12K bolt-on, top-wind drop-leg parking jack
- Battery break-away kit w/tow charger & test light
- Safety chains w/hooks

FRAME / DECK

- 82" between fenders
- 24" deck height (fully loaded)
- 10" I-beam main frame
- 3" Jr. I-beam crossmembers, 80,000 psi
- 2" nominal white oak wood deck
- 3" sides
- D-ring tie-downs (4 per side)
- 12 ga one-piece formed fender/panel

RAMPS / TAIL

- 18" x 6'-0" channel sides, cleated ladder style
- Load Angle: 18°
- Solid bar ramp hold-ups
- Spring-assist

AXLES / SUSPENSION

- Rubber-ride suspension axles
- (2) 10,000 lb. axles (4 wheels)
- Tires - 235/75R17.5, load range H, 16-ply
- 17.5" wheels, 8-bolt
- Electric brakes
- Forward self-adjusting brakes
- Oil bath hubs

LIGHTS / WIRING

- Rubber grommet mounted LED lights
- Sealed modular wiring

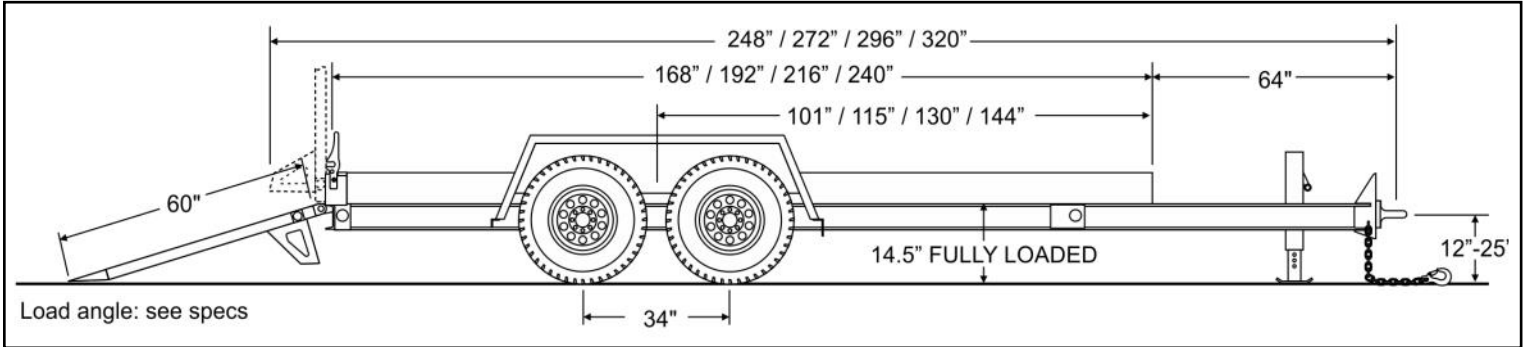
STANDARD FEATURES

- Limited Lifetime Frame Warranty*
- One-Year full Warranty*
- 10 Year Suspension Warranty*
- Weatherproof registration holder
- Two-component polyurethane primer and paint
- Trailer color: Equipment Black
- Ramp color: Equipment Red

*See web site for warranty details

*Weights and capacities vary depending upon options. Published weights are reference only.						
GAWR (lbs)	GVWR (lbs)	WEIGHT (lbs)	CAPACITY (lbs)	DECK WIDTH (in)	DECK LENGTH (ft)	MSRP
20,000	24,400	4,400	20,000	82"	16'	\$11,620
20,000	24,600	4,600	20,000	82"	18'	\$11,975
20,000	24,800	4,800	20,000	82"	20'	\$12,395

Model:



All dimensions are nominal. Illustration may be shown with optional equipment.

STANDARD FEATURES

HITCH / TONGUE

- Adj. height, bolt-on coupler
- 2.5" pintle
- RV plug
- One-piece cold-formed frame rails
- Integrated storage tray
- 7K bolt-on top-wind parking jack
- Battery break-away kit w/tow charger & test light
- Safety chains w/hooks

FRAME / DECK

- 77" between fenders
- 14.5" deck height (fully loaded)
- 6" I-beam main frame
- 3" Jr. I-beam crossmembers, 80,000 psi
- 2" nominal white oak wood deck
- 7" sides
- D-ring tie-downs (4 per side)
- 12 ga one-piece formed fender/panel

RAMPS / TAIL

- 18" x 5'-0" channel sides, star plate
- Load angle: 14.5°
- Auto-Latch ramp hold-ups
- Spring-assist

AXLES / SUSPENSION

- Rubber-ride suspension axles
- (2) 7,000 lb. axles (4 wheels)
- Tires - 235/85R16, load range E, 10-ply
- 16" wheels, 8-bolt
- Electric brakes
- Forward self-adjusting brakes
- E-Z Lube hubs

LIGHTS / WIRING

- Rubber grommet mounted LED lights
- Sealed modular wiring

STANDARD FEATURES

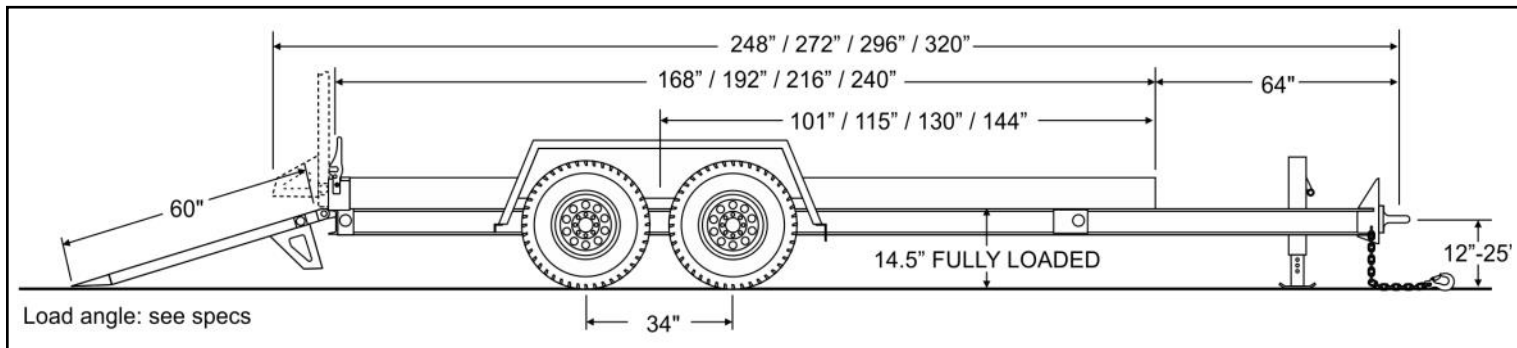
- Limited Lifetime Frame Warranty*
- One-Year full Warranty*
- 10 Year Suspension Warranty*
- Weatherproof registration holder
- Two-component polyurethane primer and paint
- Trailer color: Equipment Black
- Ramp color: Equipment Red

*See web site for warranty details

*Weights and capacities vary depending upon options. Published weights are reference only.

GAWR (lbs)	GVWR (lbs)	WEIGHT (lbs)	CAPACITY (lbs)	DECK WIDTH (in)	DECK LENGTH (ft)	MSRP
12,000	9,990	2,950	7,040	77"	14'	\$7,680
12,000	9,990	3,100	6,890	77"	16'	\$8,125
12,000	9,990	3,250	6,740	77"	18'	\$8,635
12,000	9,990	3,400	6,590	77"	20'	\$9,180

Model:



All dimensions are nominal. Illustration may be shown with optional equipment.

STANDARD FEATURES

HITCH / TONGUE

- Adj. height, bolt-on coupler
- 2.5" pintle
- RV plug
- One-piece cold-formed frame rails
- Integrated storage tray
- 7K bolt-on top-wind parking jack
- Battery break-away kit w/tow charger & test light
- Safety chains w/hooks

FRAME / DECK

- 77" between fenders
- 14.5" deck height (fully loaded)
- 6" I-beam main frame
- 3" Jr. I-beam crossmembers, 80,000 psi
- 2" nominal white oak wood deck
- 7" sides
- D-ring tie-downs (4 per side)
- 12 ga one-piece formed fender/panel

RAMPS / TAIL

- 18" x 5'-0" channel sides, star plate
- Load angle: 14.5°
- Auto-Latch ramp hold-ups
- Spring-assist

AXLES / SUSPENSION

- Rubber-ride suspension axles
- (2) 7,000 lb. axles (4 wheels)
- Tires - 235/85R16, load range E, 10-ply
- 16" wheels, 8-bolt
- Electric brakes
- Forward self-adjusting brakes
- E-Z Lube hubs

LIGHTS / WIRING

- Rubber grommet mounted LED lights
- Sealed modular wiring

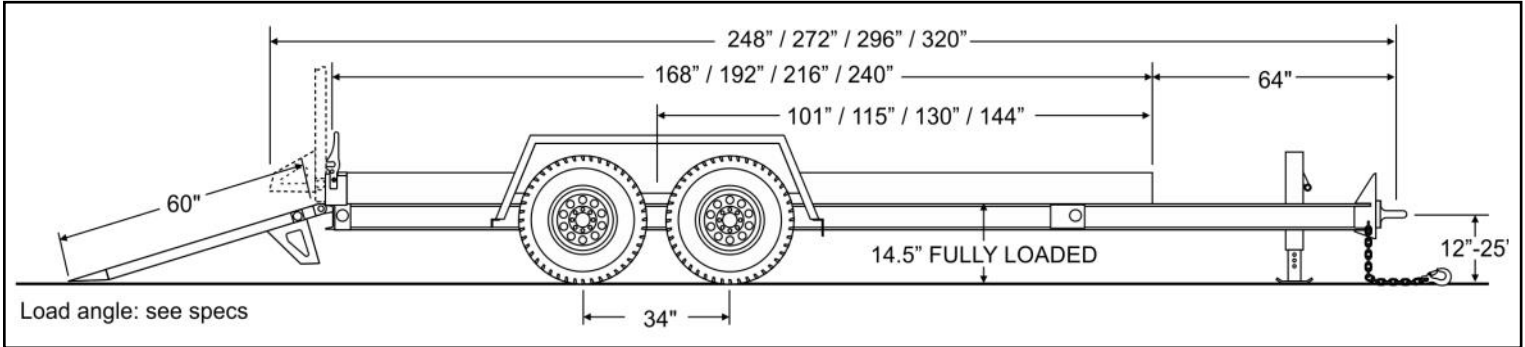
STANDARD FEATURES

- Limited Lifetime Frame Warranty*
- One-Year full Warranty*
- 10 Year Suspension Warranty*
- Weatherproof registration holder
- Two-component polyurethane primer and paint
- Trailer color: Equipment Black
- Ramp color: Equipment Red

*See web site for warranty details

*Weights and capacities vary depending upon options. Published weights are reference only.						
GAWR (lbs)	GVWR (lbs)	WEIGHT (lbs)	CAPACITY (lbs)	DECK WIDTH (in)	DECK LENGTH (ft)	MSRP
14,000	12,950	2,950	10,000	77"	14'	\$7,680
14,000	13,100	3,100	10,000	77"	16'	\$8,125
14,000	13,250	3,250	10,000	77"	18'	\$8,635
14,000	13,400	3,400	10,000	77"	20'	\$9,180

Model:



All dimensions are nominal. Illustration may be shown with optional equipment.

STANDARD FEATURES

HITCH / TONGUE

- Adj. height, bolt-on coupler
- 2.5" pintle
- RV plug
- One-piece cold-formed frame rails
- Integrated storage tray
- 12K bolt-on top-wind parking jack
- Battery break-away kit w/tow charger & test light
- Safety chains w/hooks

FRAME / DECK

- 77" between fenders
- 14.5" deck height (fully loaded)
- 6" I-beam main frame
- 3" Jr. I-beam crossmembers, 80,000 psi
- 2" nominal white oak wood deck
- 7" sides
- D-ring tie-downs (4 per side)
- 12 ga one-piece formed fender/panel

RAMPS / TAIL

- 18" x 5'-0" channel sides, star plate
- Load angle: 14.5°
- Auto-Latch ramp hold-ups
- Spring-assist

AXLES / SUSPENSION

- Rubber-ride suspension axles
- (2) 7,000 lb. axles (4 wheels)
- Tires - 235/85R16, load range E, 10-ply
- 16" wheels, 8-bolt
- Electric brakes
- Forward self-adjusting brakes
- E-Z Lube hubs

LIGHTS / WIRING

- Rubber grommet mounted LED lights
- Sealed modular wiring

STANDARD FEATURES

- Limited Lifetime Frame Warranty*
- One-Year full Warranty*
- 10 Year Suspension Warranty*
- Weatherproof registration holder
- Two-component polyurethane primer and paint
- Trailer color: Equipment Black
- Ramp color: Equipment Red

*See web site for warranty details

*Weights and capacities vary depending upon options. Published weights are reference only.						
GAWR (lbs)	GVWR (lbs)	WEIGHT (lbs)	CAPACITY (lbs)	DECK WIDTH (in)	DECK LENGTH (ft)	MSRP
14,000	14,950	2,950	12,000	77"	14'	\$7,705
14,000	15,100	3,100	12,000	77"	16'	\$8,140
14,000	15,250	3,250	12,000	77"	18'	\$8,680
14,000	15,400	3,400	12,000	77"	20'	\$9,220

Monroe Towmaster, LLC.

61381 US Hwy 12
Litchfield, MN 55355
www.towmaster.com

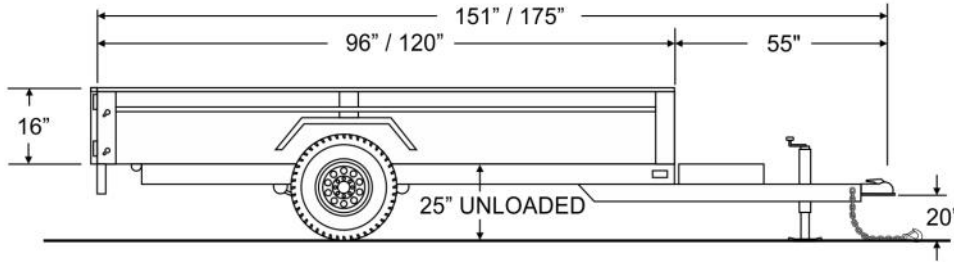
Toll Free: 800-462-4517
Local: 320-693-7900
Fax: 320-693-7921



Hydraulic Dump/

T-5HD

Model:



All dimensions are nominal. Illustration may be shown with optional equipment.

STANDARD FEATURES

HITCH / TONGUE

- 2-5/16" ball coupler adjustable
- RV plug
- Steel storage box with hydraulic pump
- Corded remote for hyd. pump
- 7K bolt-on top-wind parking jack
- Battery break-away kit w/tow charger & test light
- Safety chains w/hooks

FRAME / DECK

- 60" box I.D., 11 ga. steel floor and sides, 16" tall sides
- 25" deck height (unloaded)
- 4x6" tube main frame
- Stake pockets (3 per side)
- One-piece formed fender
- Single lift cylinder, power-up, power-down
- Tarp securement rod

RAMPS / TAIL

- Ramps with storage
- Tri-swing gate

AXLES / SUSPENSION

- Spring suspension
- (1) 5,200 lb. axles (2 wheels)
- Tires - ST225/75Rx15 load range D, 8-ply
- 15" wheels, 8-bolt
- Electric brakes
- Forward self-adjusting brakes
- Greasable hubs

LIGHTS / WIRING

- LED lights
- Sealed modular wiring

STANDARD FEATURES

- Limited 1 Year Warranty*
- Two-component polyurethane primer and paint
- Trailer color: Equipment Black

*See web site for warranty details

*Weights and capacities vary depending upon options. Published weights are reference only.						
GAWR (lbs)	GVWR (lbs)	WEIGHT (lbs)	CAPACITY (lbs)	DECK WIDTH (in)	DECK LENGTH (ft)	MSRP
5,200	6,500	1,500	5,000	60"	8'	\$5,725
5,200	6,700	1,700	5,000	60"	10'	\$6,015

Monroe Towmaster, LLC.

61381 US Hwy 12
Litchfield, MN 55355
www.towmaster.com

Toll Free: 800-462-4517

Local: 320-693-7900

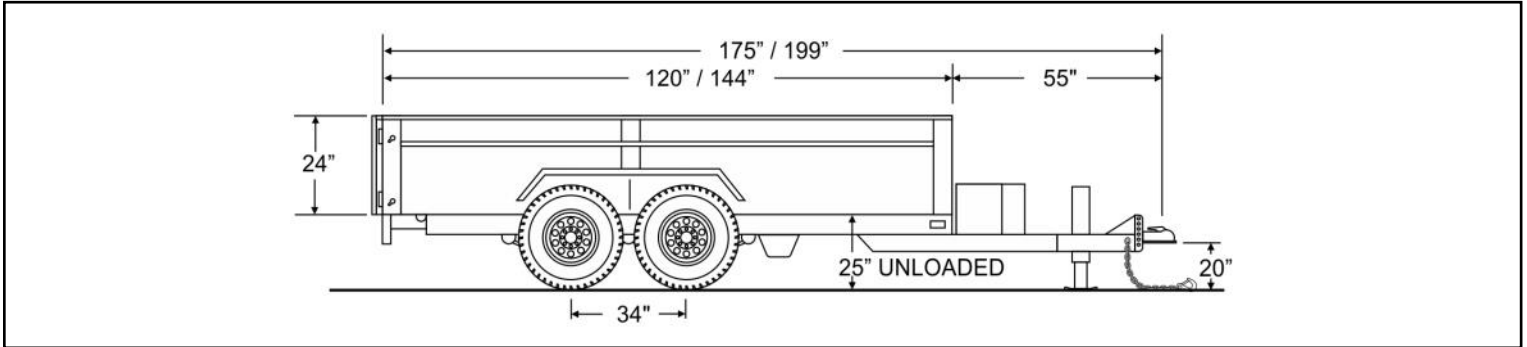
Fax: 320-693-7921



Hydraulic Dump/

T-9HD

Model:



All dimensions are nominal. Illustration may be shown with optional equipment.

STANDARD FEATURES

HITCH / TONGUE

- 2-5/16" ball coupler adjustable
- RV plug
- Steel storage box with hyd. pump
- Corded remote for hyd. pump
- 7K bolt-on top-wind parking jack
- Battery break-away kit w/tow charger & test light
- Safety chains w/hooks

FRAME / DECK

- 82" box I.D., 11 ga. steel floor and sides, 24" tall sides
- 25" deck height (unloaded)
- 4x6" tube main frame
- Stake pockets (3 per side)
- One-piece formed fender
- Scissor hoist, power-up, gravity-down
- Tarp securement rod

RAMPS / TAIL

- Ramps with storage
- Double rear doors

AXLES / SUSPENSION

- Spring suspension
- (2) 5,200 lb. axles
- Tires - ST225/75Rx15 load range D, 8-ply
- 15" wheels, 8-bolt 4 Wheels
- Electric brakes
- Forward self-adjusting brakes
- Greaseable hubs

LIGHTS / WIRING

- LED lights
- Sealed modular wiring

STANDARD FEATURES

- Limited 1 Year Warranty*
- Two-component polyurethane primer and paint
- Trailer color: Equipment Black

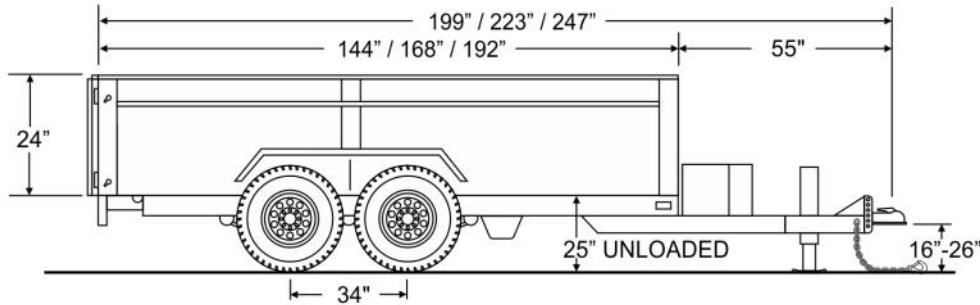
*See web site for warranty details

*Weights and capacities vary depending upon options. Published weights are reference only.						
GAWR (lbs)	GVWR (lbs)	WEIGHT (lbs)	CAPACITY (lbs)	DECK WIDTH (in)	DECK LENGTH (ft)	MSRP
10,400	9,990	2,600	7,390	82"	10'	\$8,985
10,400	9,990	2,700	7,290	82"	12'	\$9,300

Monroe Towmaster, LLC.

61381 US Hwy 12
Litchfield, MN 55355
www.towmaster.com

Toll Free: 800-462-4517
Local: 320-693-7900
Fax: 320-693-7921

**Hydraulic Dump/****T-10HD****Model:**

All dimensions are nominal. Illustration may be shown with optional equipment.

STANDARD FEATURES**HITCH / TONGUE**

- Adj. height, bolt-on coupler
- 2-5/16" ball coupler
- RV plug
- Poly storage box w/hyd. pump
- Corded remote for hyd. pump
- 12K bolt-on top-wind drop-leg jack w/spring foot
- Battery break-away kit w/tow charger & test light
- Safety chains w/hooks

FRAME / DECK

- 82" box I.D., 7 ga. steel floor, 10 ga. sides, 24" tall sides
- 25" deck height (unloaded)
- 4x6" tube main frame
- Stake pockets (4 per side)
- One-piece formed fender
- 7-ton scissor hoist, power-up, gravity-down
- Tarp securement rods

RAMPS / TAIL

- Ramps with storage
- 3-way double doors

AXLES / SUSPENSION

- Spring suspension
- (2) 7,000 lb. axles (4 wheels)
- Tires - 235/80R16 load range E, 10-ply
- 16" wheels, 8-bolt
- Electric brakes
- Forward self-adjusting brakes
- EZ Lube hubs

LIGHTS / WIRING

- Rubber grommet mounted LED lights
- Sealed modular wiring

STANDARD FEATURES

- Limited 5 Year Warranty*
- 2 Year Suspension Warranty*
- Two-component polyurethane primer and paint
- Trailer color: Equipment Black

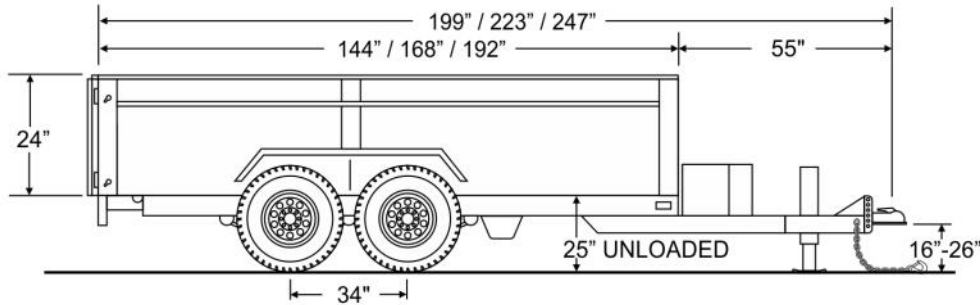
*See web site for warranty details

*Weights and capacities vary depending upon options. Published weights are reference only.						
GAWR (lbs)	GVWR (lbs)	WEIGHT (lbs)	CAPACITY (lbs)	DECK WIDTH (in)	DECK LENGTH (ft)	MSRP
14,000	13,700	3,700	10,000	82"	12'	\$11,580
14,000	14,300	4,300	10,000	82"	14'	\$12,300
14,000	15,210	5,210	10,000	82"	16'	\$14,180

Monroe Towmaster, LLC.

61381 US Hwy 12
Litchfield, MN 55355
www.towmaster.com

Toll Free: 800-462-4517
Local: 320-693-7900
Fax: 320-693-7921

**Hydraulic Dump/****T-12HD****Model:**

All dimensions are nominal. Illustration may be shown with optional equipment.

STANDARD FEATURES**HITCH / TONGUE**

- Adj. height, bolt-on coupler
- 2-5/16" ball coupler
- RV plug
- Poly storage box w/hyd. pump
- Corded remote for hyd. pump
- 12K bolt-on top-wind drop-leg jack w/spring foot
- Battery break-away kit w/tow charger & test light
- Safety chains w/hooks

FRAME / DECK

- 82" box I.D., 7 ga. steel floor, 10 ga. sides, 24" tall sides
- 25" deck height (unloaded)
- 4x6" tube main frame
- Stake pockets (4 per side)
- One-piece formed fender
- 7-ton scissor hoist, power-up, gravity-down
- Tarp securement rods

RAMPS / TAIL

- Ramps with storage
- 3-way double doors

AXLES / SUSPENSION

- Spring suspension
- (2) 7,000 lb. axles (4 wheels)
- Tires - 235/80R16 load range E, 10-ply
- 16" wheels, 8-bolt
- Electric brakes
- Forward self-adjusting brakes
- EZ Lube hubs

LIGHTS / WIRING

- Rubber grommet mounted LED lights
- Sealed modular wiring

STANDARD FEATURES

- Limited 5 Year Warranty*
- 2 Year Suspension Warranty*
- Two-component polyurethane primer and paint
- Trailer color: Equipment Black

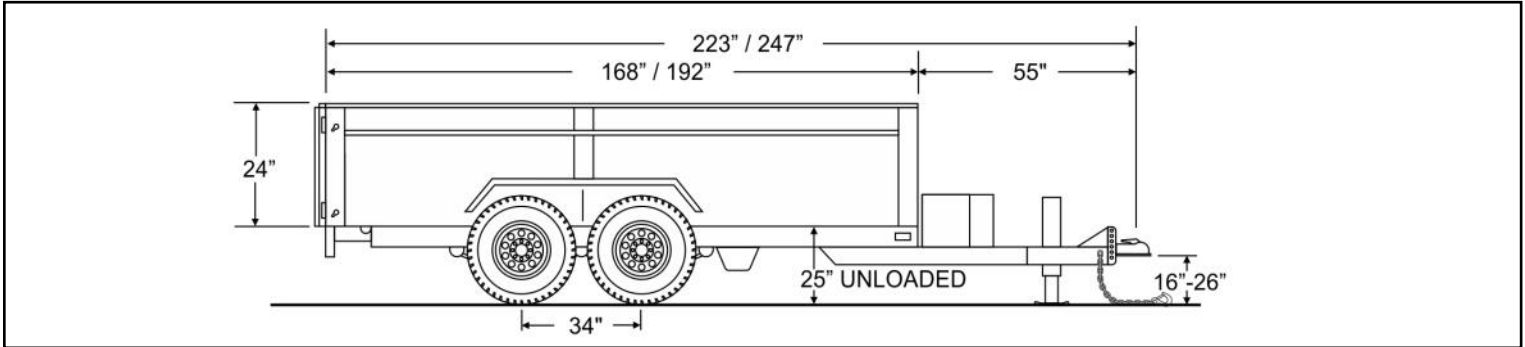
*See web site for warranty details

*Weights and capacities vary depending upon options. Published weights are reference only.						
GAWR (lbs)	GVWR (lbs)	WEIGHT (lbs)	CAPACITY (lbs)	DECK WIDTH (in)	DECK LENGTH (ft)	MSRP
14,000	15,700	3,700	12,000	82"	12'	\$11,655
14,000	16,300	4,300	12,000	82"	14'	\$12,380
14,000	17,210	5,210	12,000	82"	16'	\$14,275

Monroe Towmaster, LLC.

61381 US Hwy 12
Litchfield, MN 55355
www.towmaster.com

Toll Free: 800-462-4517
Local: 320-693-7900
Fax: 320-693-7921

**Hydraulic Dump/****T-14HD****Model:**

All dimensions are nominal. Illustration may be shown with optional equipment.

STANDARD FEATURES**HITCH / TONGUE**

- Adj. height, bolt-on coupler
- 2-5/16" ball coupler
- RV plug
- Poly storage box w/hyd. pump
- Corded remote for hyd. pump
- 12K bolt-on top-wind drop-leg jack w/spring foot
- Battery break-away kit w/tow charger & test light
- Safety chains w/hooks

FRAME / DECK

- 82" box I.D., 7 ga. steel floor, 10 ga. sides, 24" tall sides
- 25" deck height (unloaded)
- 4x6" tube main frame
- Stake pockets (4 per side)
- One-piece formed fender
- 9-ton scissor hoist, power-up, gravity-down
- Tarp securement rods

RAMPS / TAIL

- Ramps with storage
- 3-way double doors

AXLES / SUSPENSION

- Spring suspension
- (2) 8,000 lb. axles (4 wheels)
- Tires - 215/75R17.5 load range H, 16-ply
- 17.5" wheels, 8-bolt
- Electric brakes
- Forward self-adjusting brakes
- EZ Lube hubs

LIGHTS / WIRING

- Rubber grommet mounted LED lights
- Sealed modular wiring

STANDARD FEATURES

- Limited 5 Year Warranty*
- 2 Year Suspension Warranty*
- Two-component polyurethane primer and paint
- Trailer color: Equipment Black

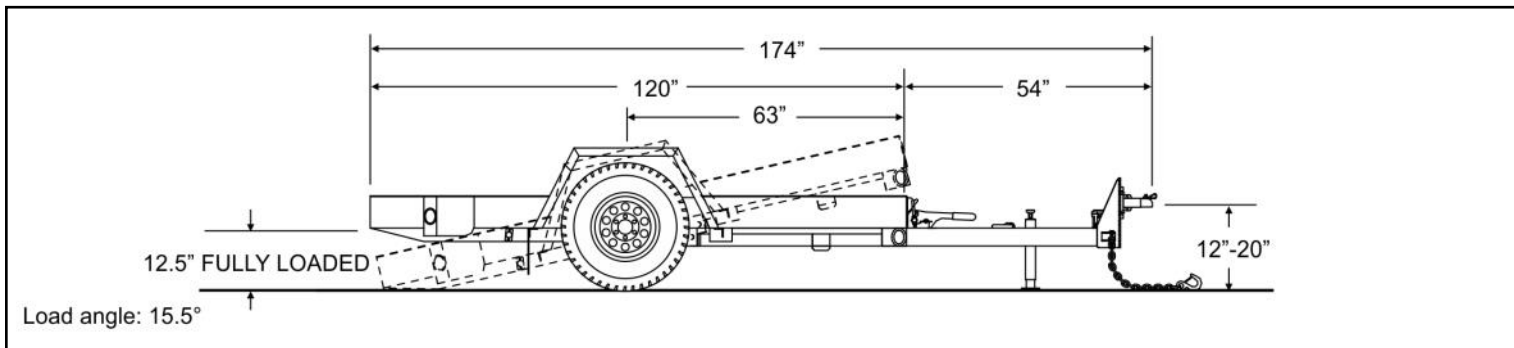
*See web site for warranty details

*Weights and capacities vary depending upon options. Published weights are reference only.						
GAWR (lbs)	GVWR (lbs)	WEIGHT (lbs)	CAPACITY (lbs)	DECK WIDTH (in)	DECK LENGTH (ft)	MSRP
16,000	18,400	4,400	14,000	82"	14'	\$15,825
16,000	19,210	5,210	14,000	82"	16'	\$17,810

Drop-Deck Tilt/

Model:

T-3DT



All dimensions are nominal. Illustration may be shown with optional equipment.

STANDARD FEATURES

HITCH / TONGUE

- Adj. height, bolt-on coupler
- 2.5" pintle ring
- RV plug
- 5K bolt-on swing-up parking jack
- Battery break-away kit w/tow charger & test light
- Safety chains w/hooks

FRAME / DECK

- 54" load width, 12.5" deck height (fully loaded)
- Single-point deck lock
- 4x2" tubing main frame
- 3" Jr. I-beam crossmembers, 80,000 psi
- 10 ga. one-piece steel pan deck
- 8" tall sides
- D-rings (2 per side)
- 12 ga one-piece formed fender/panel

RAMPS / TAIL

- 14° load angle

AXLES / SUSPENSION

- Rubber-ride suspension axle
- (1) 3,500 lb. axle (2 wheels)
- Tires - ST225/75R15 load range E, 8-ply
- 15" wheels, 6-bolt
- Electric brakes
- Forward self-adjusting brakes
- EZ Lube hubs

LIGHTS / WIRING

- Rubber grommet mounted LED lights
- Sealed modular wiring

STANDARD FEATURES

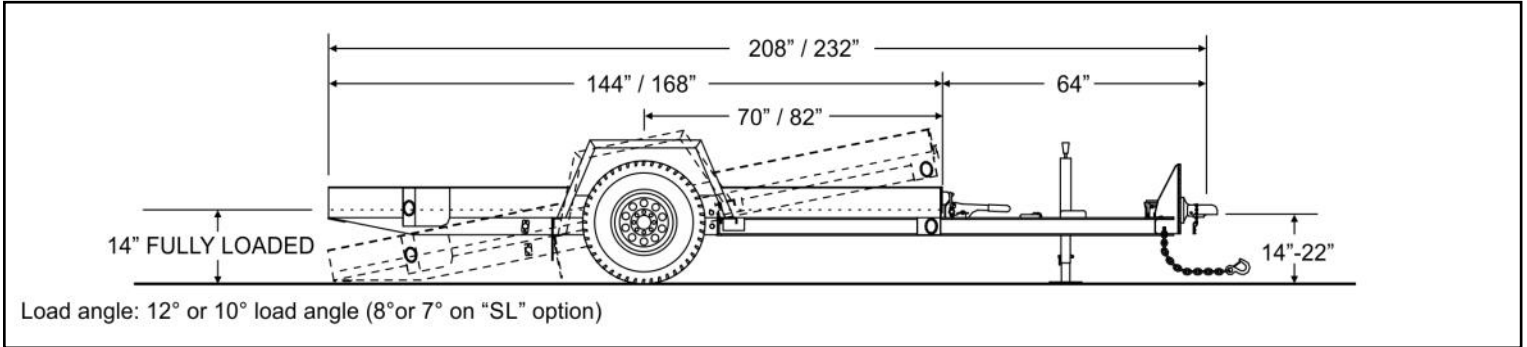
- Limited Lifetime Frame Warranty*
- One-Year full Warranty*
- 10 Year Suspension Warranty*
- Weatherproof registration holder
- Two-component polyurethane primer and paint
- Trailer color: Equipment Black

***See web site for warranty details**

*Weights and capacities vary depending upon options. Published weights are reference only.

GAWR (lbs)	GVWR (lbs)	WEIGHT (lbs)	CAPACITY (lbs)	DECK WIDTH (in)	DECK LENGTH (ft)	MSRP
3,500	4,240	1,240	3,000	54"	10'	\$4,925

Model:



All dimensions are nominal. Illustration may be shown with optional equipment.

STANDARD FEATURES

HITCH / TONGUE

- Adj. height, bolt-on coupler
- 2.5" pintle
- RV plug
- 7K bolt-on parking jack
- Battery break-away kit w/tow charger & test light
- Safety chains w/hooks

FRAME / DECK

- 77" load width, 14" deck height (fully loaded)
- Single-point deck lock
- 4" I-beam main frame
- 3" Jr. I-beam crossmembers, 80,000 psi
- 2" nominal white oak wood deck
- 7" tall sides
- D-rings (3 per side)
- 12 ga one-piece formed fender/panel

RAMPS / TAIL

- 12°/10° load angle

AXLES / SUSPENSION

- Rubber-ride suspension axle
- (1) 7,000 lb. axle (2 wheels)
- Tires - 235/85R16 load range E
- 16" wheels, 8-bolt
- Electric brakes
- Forward self-adjusting brakes
- E-Z Lube hubs

LIGHTS / WIRING

- Rubber grommet mounted LED lights
- Sealed modular wiring

STANDARD FEATURES

- Limited Lifetime Frame Warranty*
- One-Year full Warranty*
- 10 Year Suspension Warranty*
- Weatherproof registration holder
- Two-component polyurethane primer and paint
- Trailer color: Equipment Black

*See web site for warranty details

*Weights and capacities vary depending upon options. Published weights are reference only.						
GAWR (lbs)	GVWR (lbs)	WEIGHT (lbs)	CAPACITY (lbs)	DECK WIDTH (in)	DECK LENGTH (ft)	MSRP
7,000	8,000	2,000	6,000	77"	12'	\$5,780
7,000	8,100	2,100	6,000	77"	14'	\$6,050

Monroe Towmaster, LLC.

61381 US Hwy 12
Litchfield, MN 55355
www.towmaster.com

Toll Free: 800-462-4517

Local: 320-693-7900

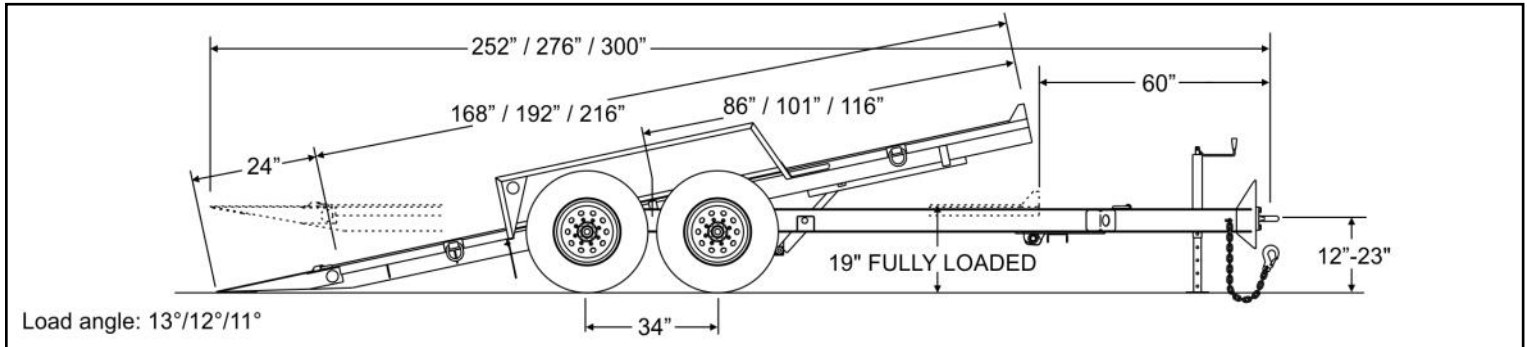
Fax: 320-693-7921



Drop-Deck Tilt/

T-9DT

Model:



All dimensions are nominal. Illustration may be shown with optional equipment.

STANDARD FEATURES

HITCH / TONGUE

- Adj. height, bolt-on coupler
- 2.5" pintle
- RV plug
- One-piece cold-formed frame rails
- Integrated storage tray
- 7K bolt-on top-wind parking jack
- Battery break-away kit w/tow charger & test light
- Safety chains w/hooks

FRAME / DECK

- 82" load width, 29" deck height (fully loaded)
- Deck cushion cylinder
- Dual-point, single lever deck lock
- 6" I-beam main frame
- 3" channel crossmembers
- 2" nom. white oak deck
- D-ring tie-downs (4 per side)
- 12 ga one-piece formed fender/panel

RAMPS / TAIL

- 13°/12°/11° load angle

AXLES / SUSPENSION

- Rubber-ride suspension axles
- (2) 7,000 lb. axles (4 wheels)
- Tires - 235/85R16, load range E, 10-ply
- 16" wheels, 8-bolt
- Electric brakes
- Forward self-adjusting brakes
- EZ Lube hubs

LIGHTS / WIRING

- Rubber grommet mounted LED lights
- Sealed modular wiring

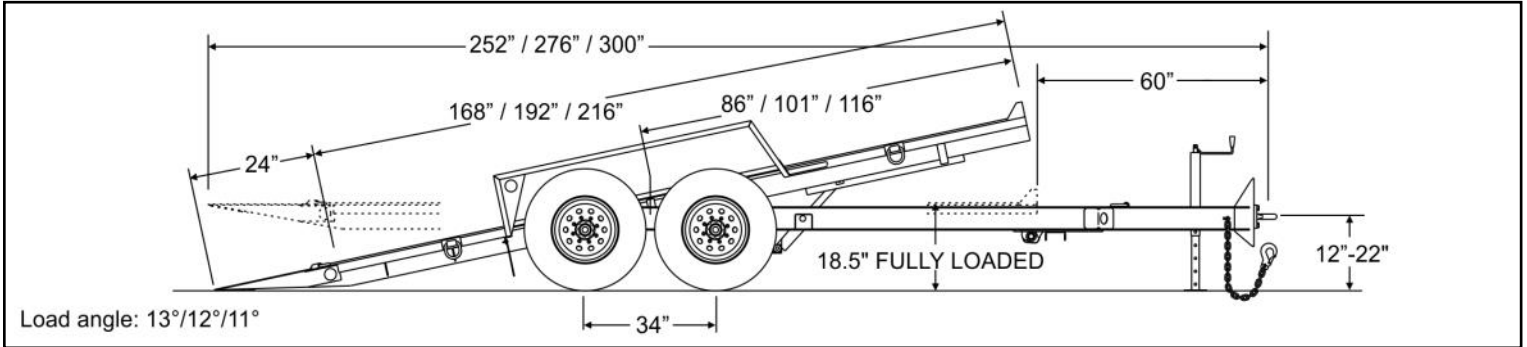
STANDARD FEATURES

- Limited Lifetime Frame Warranty*
- One-Year full Warranty*
- 10 Year Suspension Warranty*
- Weatherproof registration holder
- Two-component polyurethane primer and paint
- Trailer color: Equipment Black

*See web site for warranty details

*Weights and capacities vary depending upon options. Published weights are reference only.						
GAWR (lbs)	GVWR (lbs)	WEIGHT (lbs)	CAPACITY (lbs)	DECK WIDTH (in)	DECK LENGTH (ft)	MSRP
14,000	9,990	3,600	6,390	82"	14'	\$8,275
14,000	9,990	3,800	6,190	82"	16'	\$8,590
14,000	9,990	4,000	5,990	82"	18'	\$9,325

Model:



Load angle: 13°/12°/11°

All dimensions are nominal. Illustration may be shown with optional equipment.

STANDARD FEATURES

HITCH / TONGUE

- Adj. height, bolt-on coupler
- 2.5" pintle
- RV plug
- One-piece cold-formed frame rails
- Integrated storage tray
- 7K bolt-on top-wind parking jack
- Battery break-away kit w/tow charger & test light
- Safety chains w/hooks

FRAME / DECK

- 82" load width, 18.5" deck height (fully loaded)
- Deck cushion cylinder
- Dual-point, single lever deck lock
- 6" I-beam main frame
- 3" channel crossmembers
- 2" nom. white oak deck
- D-ring tie-downs (4 per side)
- 12 ga one-piece formed fender/panel

RAMPS / TAIL

- 13°/12°/11° load angle

AXLES / SUSPENSION

- Rubber-ride suspension axles
- (2) 7,000 lb. axles (4 wheels)
- Tires - 235/85R16, load range E, 10-ply
- 16" wheels, 8-bolt
- Electric brakes
- Forward self-adjusting brakes
- EZ Lube hubs

LIGHTS / WIRING

- Rubber grommet mounted LED lights
- Sealed modular wiring

STANDARD FEATURES

- Limited Lifetime Frame Warranty*
- One-Year full Warranty*
- 10 Year Suspension Warranty*
- Weatherproof registration holder
- Two-component polyurethane primer and paint
- Trailer color: Equipment Black

*See web site for warranty details

*Weights and capacities vary depending upon options. Published weights are reference only.						
GAWR (lbs)	GVWR (lbs)	WEIGHT (lbs)	CAPACITY (lbs)	DECK WIDTH (in)	DECK LENGTH (ft)	MSRP
14,000	13,600	3,600	10,000	82"	14'	\$8,275
14,000	13,800	3,800	10,000	82"	16'	\$8,590
14,000	14,000	4,000	10,000	82"	18'	\$9,325

Monroe Towmaster, LLC.

61381 US Hwy 12
Litchfield, MN 55355
www.towmaster.com

Toll Free: 800-462-4517

Local: 320-693-7900

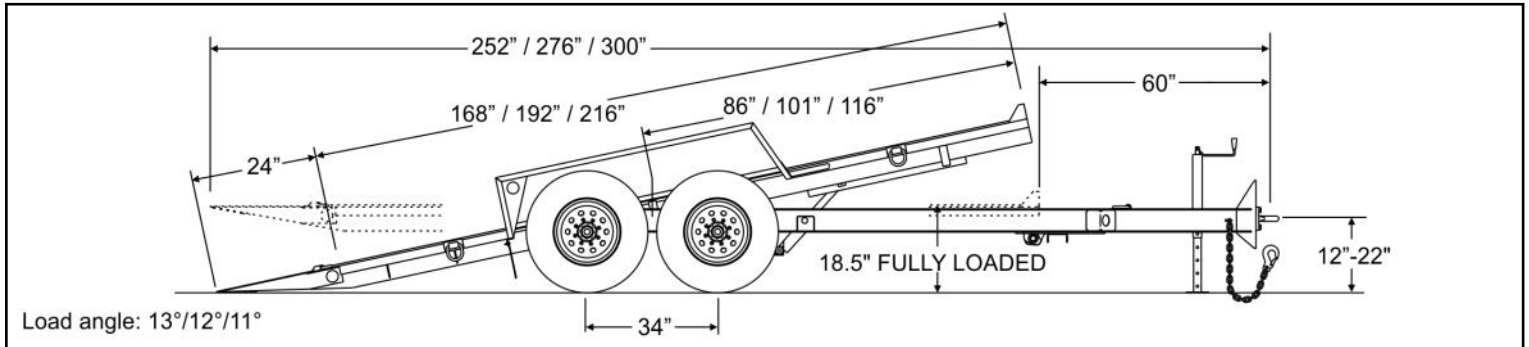
Fax: 320-693-7921



Drop-Deck Tilt/

T-12DT

Model:



All dimensions are nominal. Illustration may be shown with optional equipment.

STANDARD FEATURES

HITCH / TONGUE

- Adj. height, bolt-on coupler
- 2.5" pintle
- RV plug
- One-piece cold-formed frame rails
- Integrated storage tray
- 12K bolt-on top-wind parking jack
- Battery break-away kit w/tow charger & test light
- Safety chains w/hooks

FRAME / DECK

- 82" load width, 18.5" deck height (fully loaded)
- Deck cushion cylinder
- Dual-point, single lever deck lock
- 6" I-beam main frame
- 3" channel crossmembers
- 2" nom. white oak deck
- D-ring tie-downs (4 per side)
- 12 ga one-piece formed fender/panel

RAMPS / TAIL

- 13°/12°/11° load angle

AXLES / SUSPENSION

- Rubber-ride suspension axles
- (2) 7,000 lb. axles (4 wheels)
- Tires - 235/85R16, load range E, 10-ply
- 16" wheels, 8-bolt
- Electric brakes
- Forward self-adjusting brakes
- EZ Lube hubs

LIGHTS / WIRING

- Rubber grommet mounted LED lights
- Sealed modular wiring

STANDARD FEATURES

- Limited Lifetime Frame Warranty*
- One-Year full Warranty*
- 10 Year Suspension Warranty*
- Weatherproof registration holder
- Two-component polyurethane primer and paint
- Trailer color: Equipment Black

*See web site for warranty details

*Weights and capacities vary depending upon options. Published weights are reference only.						
GAWR (lbs)	GVWR (lbs)	WEIGHT (lbs)	CAPACITY (lbs)	DECK WIDTH (in)	DECK LENGTH (ft)	MSRP
14,000	15,700	3,700	12,000	82"	14'	\$8,295
14,000	15,900	3,900	12,000	82"	16'	\$8,635
14,000	16,100	4,100	12,000	82"	18'	\$9,355

Monroe Towmaster, LLC.

61381 US Hwy 12
Litchfield, MN 55355
www.towmaster.com

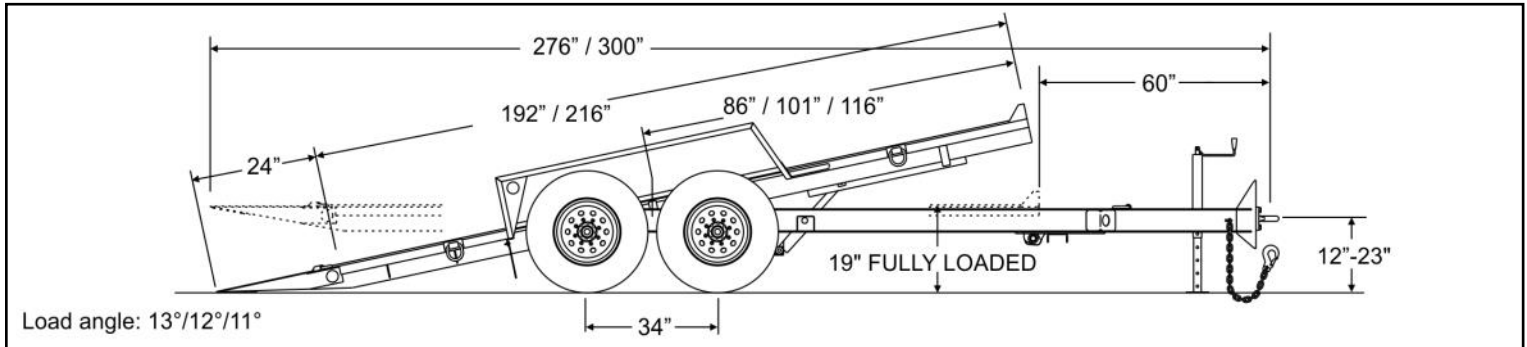
Toll Free: 800-462-4517
Local: 320-693-7900
Fax: 320-693-7921



Drop-Deck Tilt/

T-14DT

Model:



All dimensions are nominal. Illustration may be shown with optional equipment.

STANDARD FEATURES

HITCH / TONGUE

- Adj. height, bolt-on coupler
- 3" pintle
- RV plug
- One-piece cold-formed frame rails
- Integrated storage tray
- 12K bolt-on side-wind parking jack
- Battery break-away kit w/tow charger & test light
- Safety chains w/hooks

FRAME / DECK

- 82" load width, 19" deck height (fully loaded)
- Deck cushion cylinder
- Dual-point, single lever deck lock
- 6" I-beam main frame
- 3" channel crossmembers
- 2" nom. white oak deck
- D-ring tie-downs (4 per side)
- 12 ga one-piece formed fender/panel

RAMPS / TAIL

- 13°/12° load angle

AXLES / SUSPENSION

- Rubber-ride suspension axles
- (2) 7,200 lb. axles (4 wheels)
- Tires - 215/75R17.5 load range H, 16-ply
- 17.5" wheels, 8-bolt
- Electric brakes
- EZ Lube hubs

LIGHTS / WIRING

- Rubber grommet mounted LED lights
- Sealed modular wiring

STANDARD FEATURES

- Limited Lifetime Frame Warranty*
- One-Year full Warranty*
- 10 Year Suspension Warranty*
- Weatherproof registration holder
- Two-component polyurethane primer and paint
- Trailer color: Equipment Black

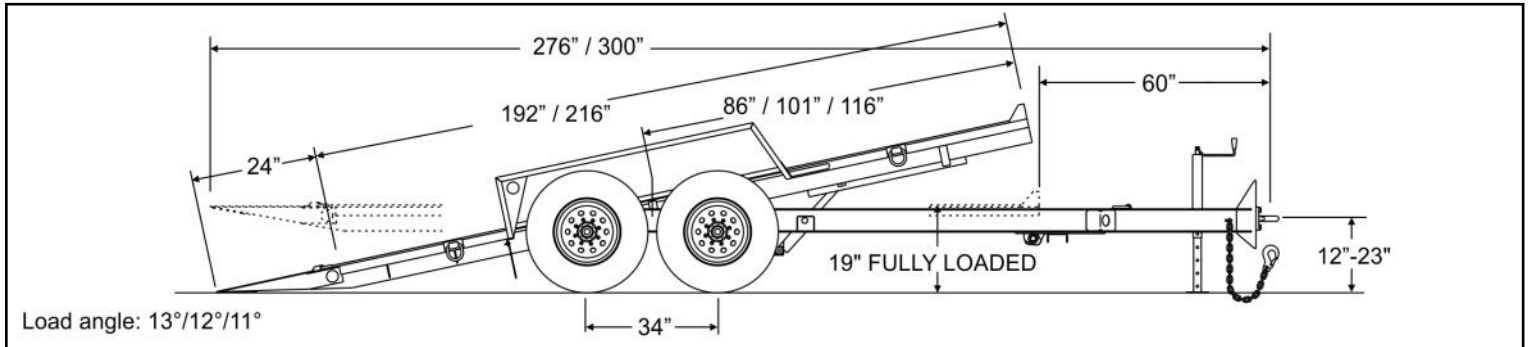
*See web site for warranty details

*Weights and capacities vary depending upon options. Published weights are reference only.						
GAWR (lbs)	GVWR (lbs)	WEIGHT (lbs)	CAPACITY (lbs)	DECK WIDTH (in)	DECK LENGTH (ft)	MSRP
14,400	18,300	4,300	14,000	82"	16'	\$10,205
14,400	18,600	4,600	14,000	82"	18'	\$11,100

Monroe Towmaster, LLC.

61381 US Hwy 12
Litchfield, MN 55355
www.towmaster.com

Toll Free: 800-462-4517
Local: 320-693-7900
Fax: 320-693-7921

**Drop-Deck Tilt/****T-16DT****Model:**

All dimensions are nominal. Illustration may be shown with optional equipment.

STANDARD FEATURES**HITCH / TONGUE**

- Adj. height, bolt-on coupler
- 3" pintle
- RV plug
- One-piece cold-formed frame rails
- Integrated storage tray
- 12K bolt-on side-wind parking jack
- Battery break-away kit w/tow charger & test light
- Safety chains w/hooks

FRAME / DECK

- 80" load width, 19" deck height (fully loaded)
- Deck cushion cylinder
- Dual-point, single lever deck lock
- 6" I-beam main frame
- 3" channel crossmembers
- 2" nom. white oak deck
- D-ring tie-downs (4 per side)
- 12 ga one-piece formed fender/panel

RAMPS / TAIL

- 13°/12° load angle

AXLES / SUSPENSION

- Rubber-ride suspension axles
- (2) 8,000 lb. axles (4 wheels)
- Tires - 215/75R17.5 load range H, 16-ply
- 17.5" wheels, 8-bolt
- Electric brakes
- EZ Lube hubs

LIGHTS / WIRING

- Rubber grommet mounted LED lights
- Sealed modular wiring

STANDARD FEATURES

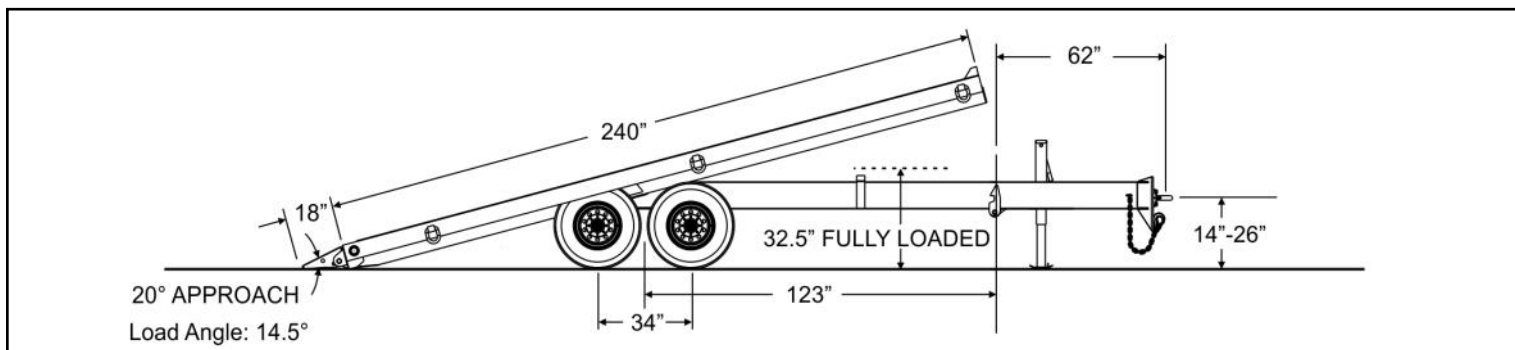
- Limited Lifetime Frame Warranty*
- One-Year full Warranty*
- 10 Year Suspension Warranty*
- Weatherproof registration holder
- Two-component polyurethane primer and paint
- Trailer color: Equipment Black

*See web site for warranty details

*Weights and capacities vary depending upon options. Published weights are reference only.

GAWR (lbs)	GVWR (lbs)	WEIGHT (lbs)	CAPACITY (lbs)	DECK WIDTH (in)	DECK LENGTH (ft)	MSRP
16,000	20,400	4,400	16,000	80"	16'	\$12,225
16,000	20,700	4,700	16,000	80"	18'	\$13,110

Model:



All dimensions are nominal. Illustration may be shown with optional equipment.

STANDARD FEATURES

HITCH / TONGUE

- Adj. height, bolt-on coupler
- 3" pintle
- RV plug
- One-piece cold-formed frame rails
- Integrated storage tray
- 12K bolt-on side-wind drop-leg park jack
- Battery break-away kit w/tow charger & test light
- Safety chains w/hooks

FRAME / DECK

- 20' deck (stationary deck optional)
- 102" load width
- 32.5" deck height (fully loaded)
- 10" I-beam main frame
- 3" Jr. I-beam cross members
- 2" nominal white oak wood deck
- D-Rings (4 per side)

RAMPS / TAIL

- Under-ride protection

AXLES / SUSPENSION

- Rubber-ride suspension axles
- (2) 7,000 lb. axles
- Tires - 235/85R16, load range E, 10-ply
- 16" wheels, 8-bolt (4 Wheels)
- Electric brakes
- Forward self-adjusting brakes
- EZ Lube hubs

LIGHTS / WIRING

- Rubber grommet mounted LED lights
- Sealed modular wiring

STANDARD FEATURES

- Limited Lifetime Frame Warranty*
- One-Year full Warranty*
- 10-year Suspension Warranty*
- Weatherproof registration holder
- Two-component polyurethane primer and paint

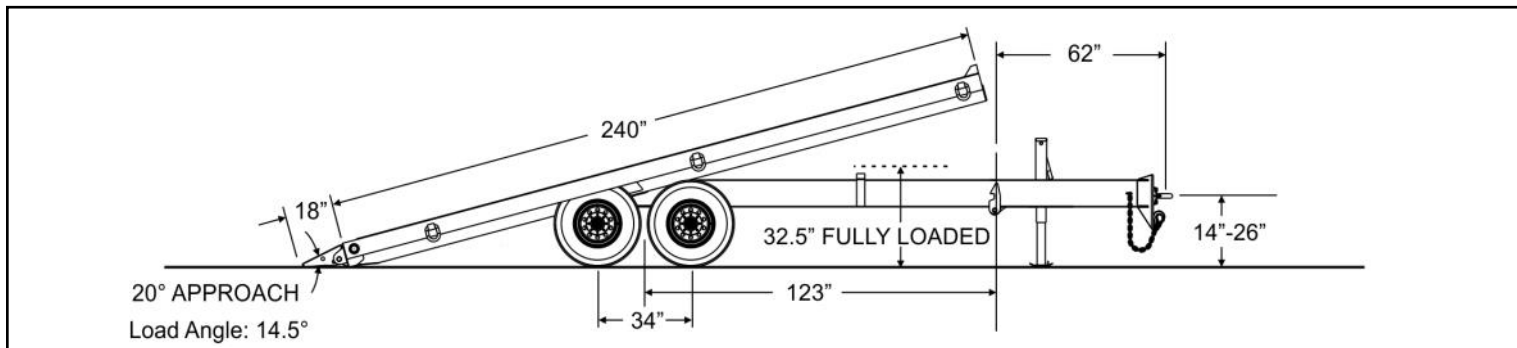
***See web site for warranty details**

*Weights and capacities vary depending upon options. Published weights are reference only.

Weights and capacities vary depending upon optional standard weights and features only.						
GAWR (lbs)	GVWR (lbs)	WEIGHT (lbs)	CAPACITY (lbs)	DECK WIDTH (in)	DECK LENGTH (ft)	MSRP
14,000	17,560	5,560	12,000	97"	20'	\$14,360

T-14T

Model:



All dimensions are nominal. Illustration may be shown with optional equipment.

STANDARD FEATURES

HITCH / TONGUE

- Adj. height, bolt-on coupler
- 3" pintle
- RV plug
- One-piece cold-formed frame rails
- Integrated storage tray
- 12K bolt-on side-wind drop-leg park jack
- Battery break-away kit w/tow charger & test light
- Safety chains w/hooks

FRAME / DECK

- 20' deck (stationary deck optional)
- 102" load width
- 32.5" deck height (fully loaded)
- 10" I-beam main frame
- 3" Jr. I-beam cross members
- 2" nominal white oak wood deck
- D-Rings (4 per side)

RAMPS / TAIL

- Under-ride protection

AXLES / SUSPENSION

- Rubber-ride suspension axles
- (2) 7,200 lb. axles
- Tires - 215/75R 17.5, load range H, 16-ply
- 17.5" wheels, 8-bolt (4 Wheels)
- Electric brakes
- Forward self-adjusting brakes
- EZ Lube hubs

LIGHTS / WIRING

- Rubber grommet mounted LED lights
- Sealed modular wiring

STANDARD FEATURES

- Limited Lifetime Frame Warranty*
- One-Year full Warranty*
- 10-year Suspension Warranty*
- Weatherproof registration holder
- Two-component polyurethane primer and paint

***See web site for warranty details**

*Weights and capacities vary depending upon options. Published weights are reference only.

GAWR (lbs)	GVWR (lbs)	WEIGHT (lbs)	CAPACITY (lbs)	DECK WIDTH (in)	DECK LENGTH (ft)	MSRP
14,400	19,560	5,560	14,000	97"	20'	\$15,225

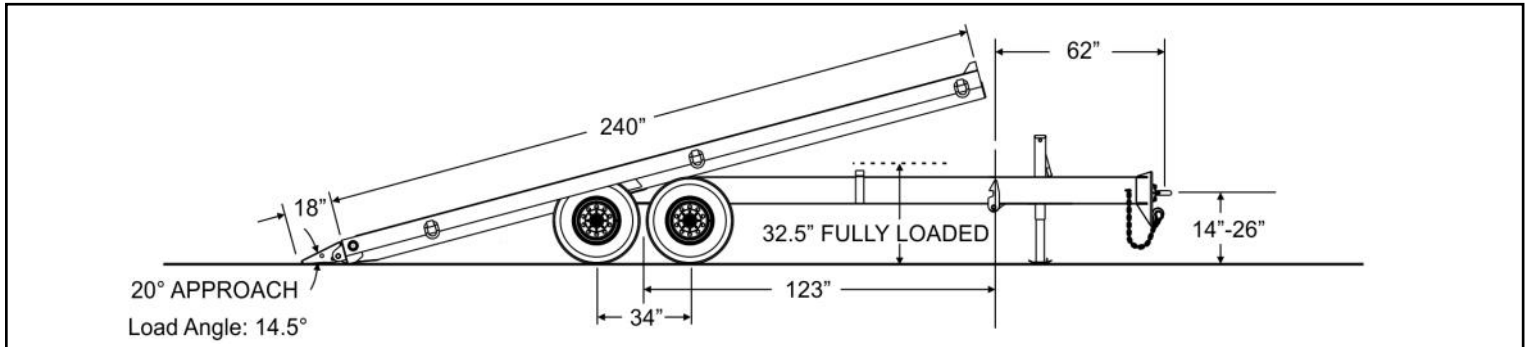
Monroe Towmaster, LLC.

61381 US Hwy 12
Litchfield, MN 55355
www.towmaster.com

Toll Free: 800-462-4517
Local: 320-693-7900
Fax: 320-693-7921



Deck-Over Tilt/

T-16T**Model:**

All dimensions are nominal. Illustration may be shown with optional equipment.

STANDARD FEATURES**HITCH / TONGUE**

- Adj. height, bolt-on coupler
- 3" pintle
- One-piece cold-formed frame rails
- Integrated storage tray
- 12K bolt-on side-wind drop-leg park jack
- Battery break-away kit w/tow charger & test light
- 7-pole round electrical plug
- Safety chains w/hooks

FRAME / DECK

- 20' deck (stationary deck optional)
- 102" load width
- 32.5" deck height (fully loaded)
- 10" I-beam main frame
- 3" Jr. I-beam crossmembers,
- 2" nom. white oak deck
- D-ring tie-downs (4 per side)

RAMPS / TAIL

- Under-ride protection

AXLES / SUSPENSION

- Rubber-ride suspension axles
- (2) 8,000 lb. axles
- Tires - 215/75R17.5, load range H, 16-ply
- 17.5" wheels, 8-bolt (4 wheels)
- Electric brakes
- Forward self-adjusting brakes
- E-Z Lube hubs

LIGHTS / WIRING

- Rubber grommet mounted LED lights
- Sealed modular wiring

STANDARD FEATURES

- Limited Lifetime Frame Warranty*
- One-Year full Warranty*
- 10-year Suspension Warranty*
- Weatherproof registration holder
- Two-component polyurethane primer and paint

*See web site for warranty details

*Weights and capacities vary depending upon options. Published weights are reference only.						
GAWR (lbs)	GVWR (lbs)	WEIGHT (lbs)	CAPACITY (lbs)	DECK WIDTH (in)	DECK LENGTH (ft)	MSRP
16,000	22,460	6,460	16,000	102"	20'	\$16,060

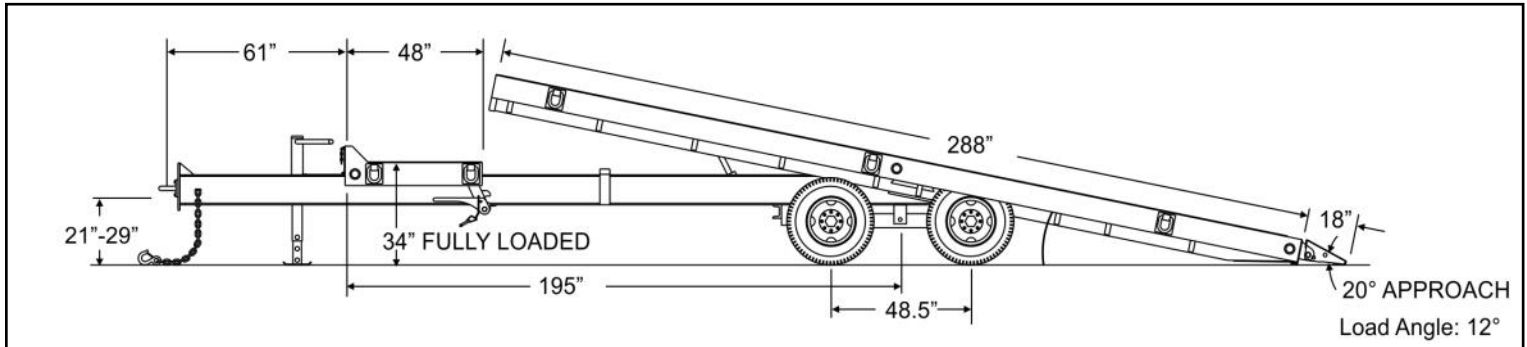
Monroe Towmaster, LLC.

61381 US Hwy 12
Litchfield, MN 55355
www.towmaster.com

Toll Free: 800-462-4517
Local: 320-693-7900
Fax: 320-693-7921



Deck-Over Tilt/

T-20T**Model:**

All dimensions are nominal. Illustration may be shown with optional equipment.

STANDARD FEATURES**HITCH / TONGUE**

- Adj. height hitch
- 3" pintle ring
- 7-pole round elec. plug
- One-piece cold-formed frame rails
- Integrated storage tray w/lockable lid
- 12K bolt-on side-wind drop-leg parking jack
- Battery break-away kit w/tow charger (elec. brakes)
- Safety chains

FRAME / DECK

- 24' deck, 4' stationary deck
- 102" load width, 34" deck height (fully loaded)
- Deck cushion cylinder
- Dual-point, single lever deck lock
- 10" I-beam main frame
- 3" Jr. I-beam crossmembers, 80K psi
- 2" nom. white oak deck
- D-rings (5 per side)

RAMPS / TAIL

- 12° load angle
- Automatic kick-out ramp/under-ride protection (pat.)

AXLES / SUSPENSION

- Slipper spring suspension
- (2) 10,000 lb. axles (8 wheels)
- Tires - 235/85R16, load range E, 10-ply
- 16" wheels, 8-bolt
- Elec. or Air brakes (sensors on 1 axle, 2S/1M)
- Full ABS on air brakes
- Oil bath hubs
- Hutchens 9700 susp. - OPTIONAL

LIGHTS / WIRING

- Rubber grommet mounted LED lights
- Sealed modular wiring

STANDARD FEATURES

- Limited Lifetime Frame Warranty*
- One-Year full Warranty*
- 10-year Suspension Warranty*
- Weatherproof registration holder
- Two-component polyurethane primer and paint

*See web site for warranty details

*Weights and capacities vary depending upon options. Published weights are reference only.						
GAWR (lbs)	GVWR (lbs)	WEIGHT (lbs)	CAPACITY (lbs)	DECK WIDTH (in)	DECK LENGTH (ft)	MSRP
20,000	25,990	8,690	17,300	102"	24' (elec)	\$20,770
20,000	25,990	8,690	17,300	102"	24' (air)	\$23,625

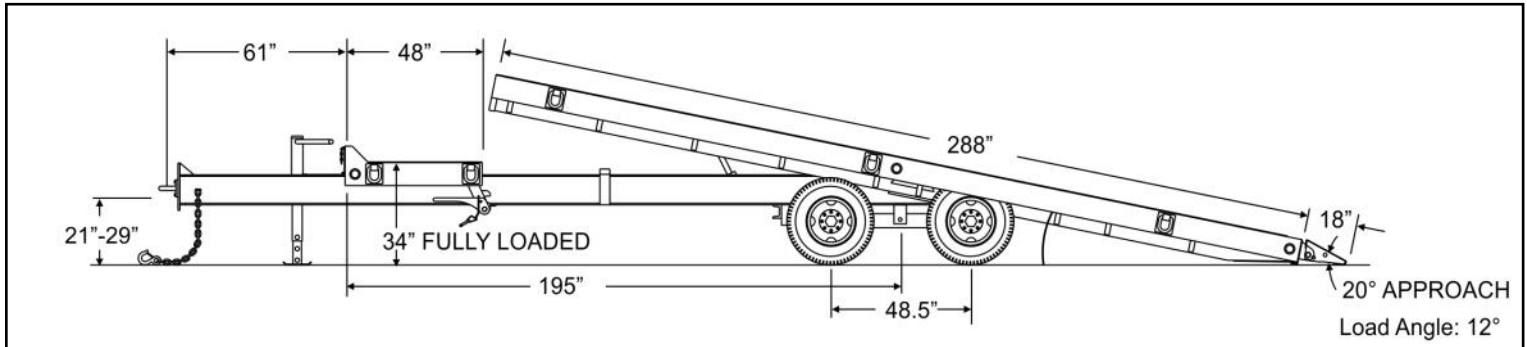
Monroe Towmaster, LLC.

61381 US Hwy 12
Litchfield, MN 55355
www.towmaster.com

Toll Free: 800-462-4517
Local: 320-693-7900
Fax: 320-693-7921



Deck-Over Tilt/

T-24T**Model:**

All dimensions are nominal. Illustration may be shown with optional equipment.

STANDARD FEATURES**HITCH / TONGUE**

- Adj. height hitch
- 3" pintle ring
- 7-pole round elec. plug
- One-piece cold-formed frame rails
- Integrated storage tray w/lockable lid
- 12K bolt-on side-wind drop-leg parking jack
- Battery break-away kit w/tow charger (elec. brakes)
- Safety chains

FRAME / DECK

- 24' deck, 4' stationary deck
- 102" load width, 34" deck height (fully loaded)
- Deck cushion cylinder
- Dual-point, single lever deck lock
- 10" I-beam main frame
- 3" Jr. I-beam crossmembers, 80K psi
- 2" nom. white oak deck
- D-rings (5 per side)

RAMPS / TAIL

- 12° load angle
- Automatic kick-out ramp/under-ride protection (pat.)

AXLES / SUSPENSION

- Slipper spring suspension
- (2) 12,000 lb. axles (8 wheels)
- Tires - 235/85R16, load range E, 10-ply
- 16" wheels, 8-bolt
- Elec. or Air brakes (sensors on 1 axle, 2S/1M)
- Full ABS on air brakes
- Oil bath hubs
- Hutchens 9700 susp. - OPTIONAL

LIGHTS / WIRING

- Rubber grommet mounted LED lights
- Sealed modular wiring

STANDARD FEATURES

- Limited Lifetime Frame Warranty*
- One-Year full Warranty*
- 10-year Suspension Warranty*
- Weatherproof registration holder
- Two-component polyurethane primer and paint

*See web site for warranty details

*Weights and capacities vary depending upon options. Published weights are reference only.						
GAWR (lbs)	GVWR (lbs)	WEIGHT (lbs)	CAPACITY (lbs)	DECK WIDTH (in)	DECK LENGTH (ft)	MSRP
24,000	32,690	8,690	24,000	102"	24' (elec)	\$21,620
24,000	32,690	8,690	24,000	102"	24' (air)	\$24,000

Subject to F.E.T. - deduct \$2.36 per tire

Manufacturer reserves the right to modify, change or discontinue models or options as seen fit without obligation to previously sold units. Written warranty covers each trailer. Some items shown may be optional equipment.

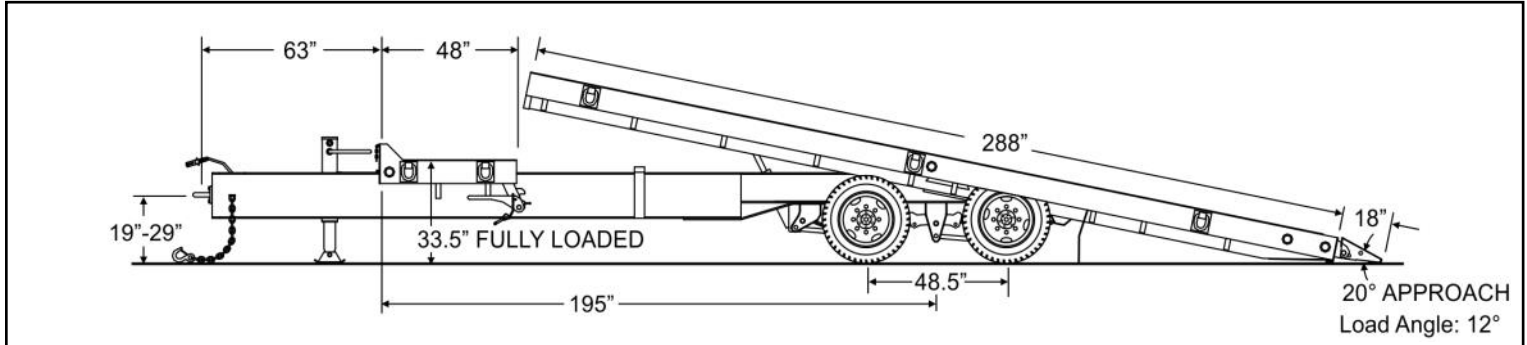
Monroe Towmaster, LLC.

61381 US Hwy 12
Litchfield, MN 55355
www.towmaster.com

Toll Free: 800-462-4517
Local: 320-693-7900
Fax: 320-693-7921



Deck-Over Tilt/

T-30T**Model:**

All dimensions are nominal. Illustration may be shown with optional equipment.

STANDARD FEATURES**HITCH / TONGUE**

- Adj. height hitch
- 3" pintle ring
- 7-pole round elec. plug
- One-piece cold-formed frame rails
- Integrated storage tray w/lockable lid
- 25K bolt-on two-speed park jack
- Battery break-away kit w/tow charger & test light
- Safety chains w/hooks

FRAME / DECK

- 24' deck, 4' stationary deck
- 102" load width, 33.5" deck height (fully loaded)
- Deck cushion cylinder
- Dual-point, single lever deck lock
- 16" I-beam main frame
- 3" Jr. I-beam crossmembers, 80K psi
- 2" nom. white oak deck
- D-rings (5 per side)

RAMPS / TAIL

- 12° load angle
- Automatic kick-out ramp/under-ride protection (pat.)

AXLES / SUSPENSION

- Hutchens 9700 adj. susp.
- (2) 15,000 lb. axles (8 wheels)
- Tires - 215/75R17.5 load range H, 16-ply
- 17.5" hub piloted wheels, 8-bolt
- Electric brakes
- Brake size (12.25x7.5)
- Auto slack adj.
- Oil bath hubs

LIGHTS / WIRING

- Rubber grommet mounted LED lights
- Sealed modular wiring

STANDARD FEATURES

- Limited Lifetime Frame Warranty*
- One-Year full Warranty*
- 10-year Suspension Warranty*
- Weatherproof registration holder
- Two-component polyurethane primer and paint

*See web site for warranty details

*Weights and capacities vary depending upon options. Published weights are reference only.

GAWR (lbs)	GVWR (lbs)	WEIGHT (lbs)	CAPACITY (lbs)	DECK WIDTH (in)	DECK LENGTH (ft)	MSRP
30,000	39,800	9,800	30,000	102"	24'	\$27,760

Subject to F.E.T. - deduct \$12.33 per tire

Manufacturer reserves the right to modify, change or discontinue models or options as seen fit without obligation to previously sold units. Written warranty covers each trailer. Some items shown may be optional equipment.

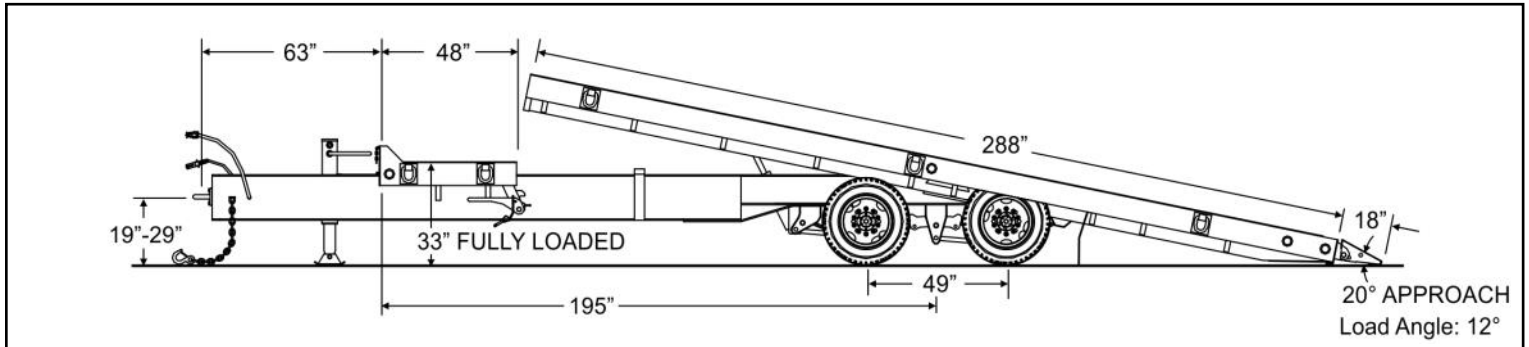
Monroe Towmaster, LLC.

61381 US Hwy 12
Litchfield, MN 55355
www.towmaster.com

Toll Free: 800-462-4517
Local: 320-693-7900
Fax: 320-693-7921



Deck-Over Tilt/

T-40T**Model:**

All dimensions are nominal. Illustration may be shown with optional equipment.

STANDARD FEATURES**HITCH / TONGUE**

- Adj. height hitch
- 3" pintle ring
- 7-pole round electrical plug
- One-piece cold-formed frame rails
- Integrated storage tray w/lockable lid
- 25K bolt-on two-speed parking jack
- Safety chains w/hooks

FRAME / DECK

- 24' deck, 4' stationary deck
- 102" load width, 33" deck height (fully loaded)
- Deck cushion cylinder
- Dual-point, single lever deck lock
- 16" I-beam main frame
- 3" Jr. I-beam crossmembers, 80K psi
- 2" nom. white oak deck
- D-rings (5 per side)

RAMPS / TAIL

- 12° load angle
- Automatic kick-out ramp/under-ride protection (pat.)

AXLES / SUSPENSION

- Hutchens 9700 ad. susp.
- (2) 22,500 lb. axles (8 wheels)
- Tires - 235/75R17.5 load range H, 16-ply
- 17.5" hub piloted wheels, 8-bolt
- Air brakes (sensor on 1 axle, 2S/1M) Full ABS
- Brake size (12.25x7.5)
- Auto slack adj.
- Oil bath hubs

LIGHTS / WIRING

- Rubber grommet mounted LED lights
- Sealed modular wiring

STANDARD FEATURES

- Limited Lifetime Frame Warranty*
- One-Year full Warranty*
- 10-year Suspension Warranty*
- Weatherproof registration holder
- Two-component polyurethane primer and paint

*See web site for warranty details

*Weights and capacities vary depending upon options. Published weights are reference only.

GAWR (lbs)	GVWR (lbs)	WEIGHT (lbs)	CAPACITY (lbs)	DECK WIDTH (in)	DECK LENGTH (ft)	MSRP
45,000	50,700	10,700	40,000	102"	24'	\$29,415

Subject to F.E.T. - deduct \$2.36 per tire

Manufacturer reserves the right to modify, change or discontinue models or options as seen fit without obligation to previously sold units. Written warranty covers each trailer. Some items shown may be optional equipment.

Monroe Towmaster, LLC.

61381 US Hwy 12
Litchfield, MN 55355
www.towmaster.com

Toll Free: 800-462-4517

Local: 320-693-7900

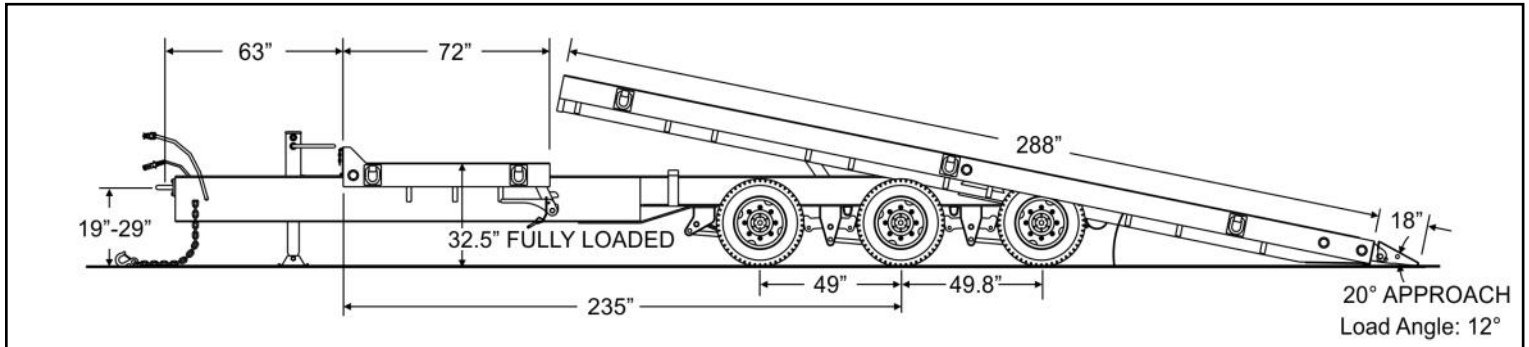
Fax: 320-693-7921



Deck-Over Tilt/

T-50T

Model:



All dimensions are nominal. Illustration may be shown with optional equipment.

STANDARD FEATURES

HITCH / TONGUE

- Adj. height hitch
- 3" pintle ring
- 7-pole round electrical plug
- One-piece cold-formed frame rails
- Integrated storage tray w/lockable lid
- 25K bolt-on two-speed parking jack
- Safety chains w/hooks

FRAME / DECK

- 24' deck, 6' stationary deck
- 102" load width, 32.5" deck height (fully loaded)
- Deck cushion cylinder
- Dual-point, single lever deck lock
- 16" I-beam main frame
- 3" Jr. I-beam crossmembers, 80K psi
- 2" nom. white oak deck
- D-rings (5 per side)

RAMPS / TAIL

- 12° load angle
- Automatic kick-out ramp/under-ride protection (pat.)

AXLES / SUSPENSION

- Hutchens 9700 adj. susp.
- (3) 22,500 lb. axles (12 wheels)
- Tires - 215/75R17.5 load range H, 16-ply
- 17.5" hub piloted wheels, 8-bolt
- Air brakes (sensor on 1 axle, 2S/2M) Full ABS
- Brake size (12.25x7.5)
- Auto slack adj.
- Oil bath hubs

LIGHTS / WIRING

- Rubber grommet mounted LED lights
- Sealed modular wiring

STANDARD FEATURES

- Limited Lifetime Frame Warranty*
- One-Year full Warranty*
- 10-year Suspension Warranty*
- Weatherproof registration holder
- Two-component polyurethane primer and paint

*See web site for warranty details

*Weights and capacities vary depending upon options. Published weights are reference only.						
GAWR (lbs)	GVWR (lbs)	WEIGHT (lbs)	CAPACITY (lbs)	DECK WIDTH (in)	DECK LENGTH (ft)	MSRP
54,480	62,000	12,000	50,000	102"	24'	\$36,455

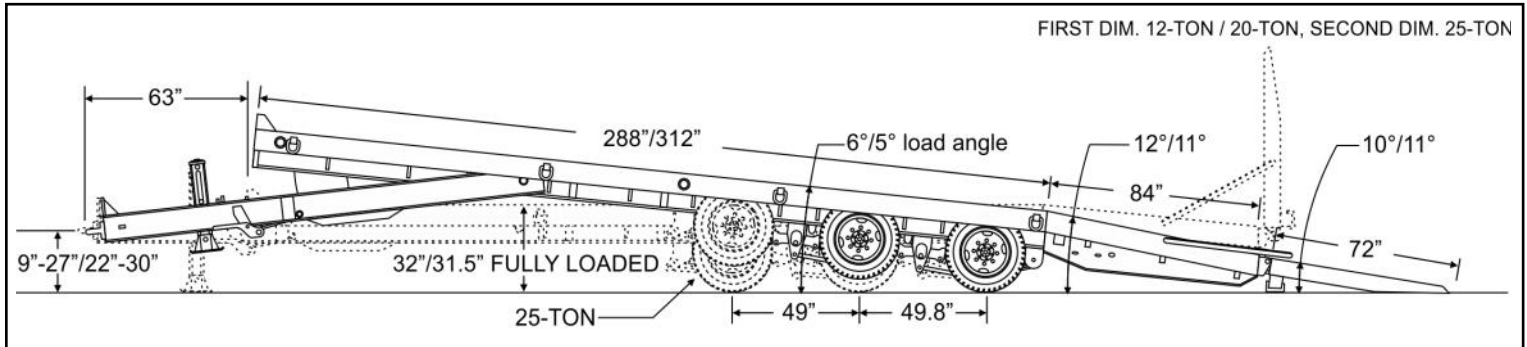
Subject to F.E.T. - deduct \$12.33 per tire

Manufacturer reserves the right to modify, change or discontinue models or options as seen fit without obligation to previously sold units. Written warranty covers each trailer. Some items shown may be optional equipment.

Monroe Towmaster, LLC.

61381 US Hwy 12
Litchfield, MN 55355
www.towmaster.com

Toll Free: 800-462-4517
Local: 320-693-7900
Fax: 320-693-7921

**Deck-Over Tilt/****T-24TA****Model:**

All dimensions are nominal. Illustration may be shown with optional equipment.

STANDARD FEATURES**HITCH / TONGUE**

- Adj. height hitch
- 3" pintle ring
- 7-pole round electrical plug
- One-piece cold-formed frame rails
- Integrated storage tray with lockable lid
- 25K bolt-on side-wind drop-leg parking jack
- Safety chains w/hooks

FRAME / DECK

- 24' main deck length, 7' beavertail
- 102" load width, 32" deck height (fully loaded)
- Dual air bags
- Dual-point, single lever deck lock
- 8" I-beam main frame
- 3" Jr. I-beam cross members
- 2" nom. white oak deck
- D-ring tie-downs (4 per side)

RAMPS / TAIL

- 12° tail
- 10° load angle with optional ramps

AXLES / SUSPENSION

- Hutchens 9700 suspension
- (2) 12,000 lb. axles (8 wheels)
- Tires - 235/85R16, load range E, 10-ply
- 16" wheels, 8-bolt
- Air Brakes (Air has sensors on 1 axle, 2S/1M)
- Full ABS on air brakes
- Oil bath hubs

LIGHTS / WIRING

- Rubber grommet mounted LED lights
- Sealed modular wiring

STANDARD FEATURES

- Limited Lifetime Frame Warranty*
- One-Year full Warranty*
- 10-year Suspension Warranty*
- Weatherproof registration holder
- Two-component polyurethane primer and paint

*See web site for warranty details

*Weights and capacities vary depending upon options. Published weights are reference only.						
GAWR (lbs)	GVWR (lbs)	WEIGHT (lbs)	CAPACITY (lbs)	DECK WIDTH (in)	DECK LENGTH (ft)	MSRP
24,000	34,610	10,610	24,000	102"	24'	\$26,870

Subject to F.E.T. - deduct \$2.36 per tire

Manufacturer reserves the right to modify, change or discontinue models or options as seen fit without obligation to previously sold units. Written warranty covers each trailer. Some items shown may be optional equipment.

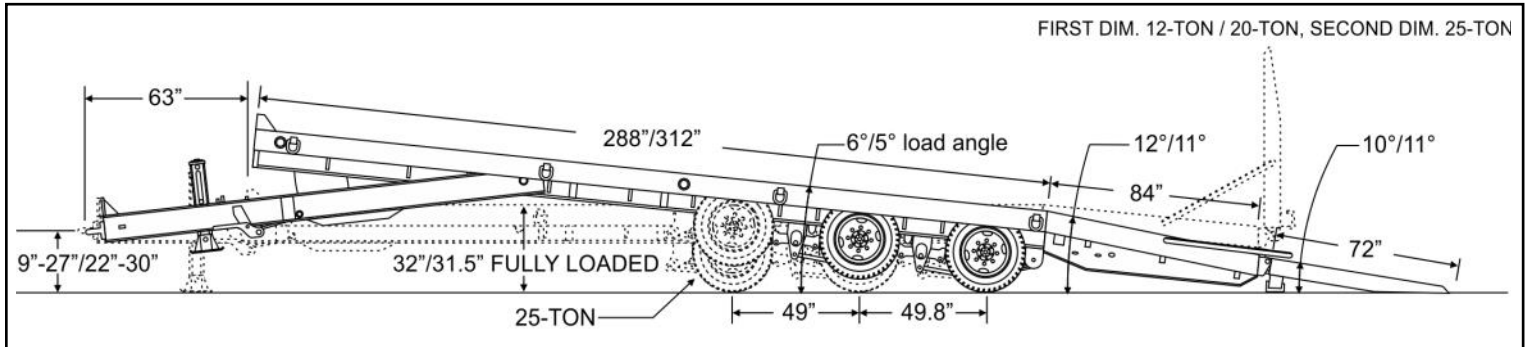
Monroe Towmaster, LLC.

61381 US Hwy 12
Litchfield, MN 55355
www.towmaster.com

Toll Free: 800-462-4517
Local: 320-693-7900
Fax: 320-693-7921



Deck-Over Tilt/

T-40TA**Model:**

All dimensions are nominal. Illustration may be shown with optional equipment.

STANDARD FEATURES**HITCH / TONGUE**

- Adj. height hitch
- 3" pintle ring
- 7-pole round electrical plug
- One-piece cold-formed frame rails
- Integrated storage tray w/lockable lid
- 25K bolt-on two-speed parking jack
- Safety chains w/hooks

FRAME / DECK

- 24' main deck length, 7' beavertail
- 102" load width, 31.5" deck height (fully loaded)
- Dual air bags
- Dual-point, single lever deck lock
- 10" I-beam main frame
- 3" Jr. I-beam cross members
- 2" nom. white oak deck
- D-ring tie-downs (4 per side)

RAMPS / TAIL

- 12° tail
- 10° load angle with optional ramps

AXLES / SUSPENSION

- Hutchens 9700 adj. susp.
- (2) 22,500 lb. axles
- Tires - 235/75R17.5 load range H, 16-ply
- 17.5" hub piloted wheels, 8-bolt (8 wheels)
- Air brakes (sensor on 1 axle, 2S/1M) Full ABS
- Brake size (12.25x7.5)
- Auto slack adj.
- Oil bath hubs

LIGHTS / WIRING

- Rubber grommet mounted LED lights
- Sealed modular wiring

STANDARD FEATURES

- Limited Lifetime Frame Warranty*
- One-Year full Warranty*
- 10-year Suspension Warranty*
- Weatherproof registration holder
- Two-component polyurethane primer and paint

*See web site for warranty details

*Weights and capacities vary depending upon options. Published weights are reference only.						
GAWR (lbs)	GVWR (lbs)	WEIGHT (lbs)	CAPACITY (lbs)	DECK WIDTH (in)	DECK LENGTH (ft)	MSRP
45,000	52,100	12,100	40,000	102"	24'	\$30,450

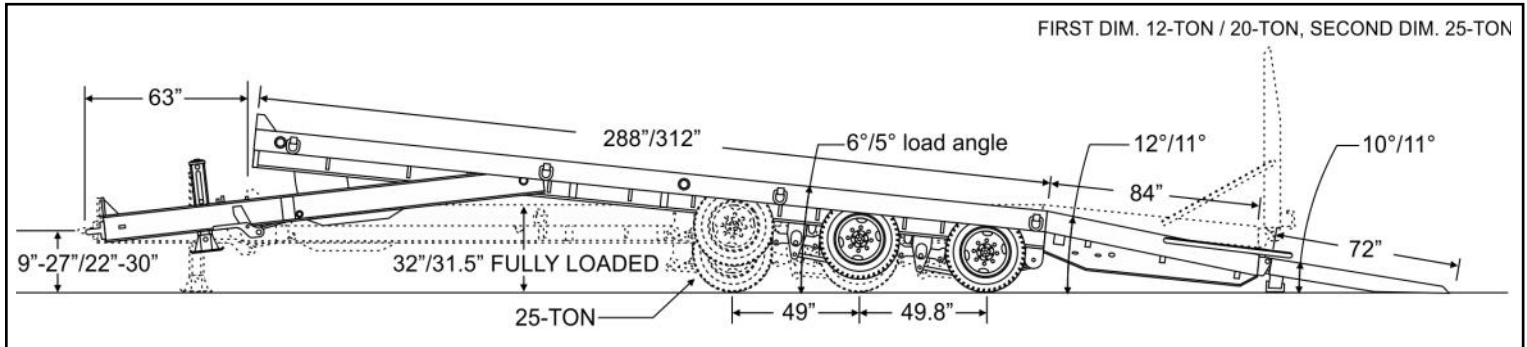
Subject to F.E.T. - deduct \$23.67 per tire

Manufacturer reserves the right to modify, change or discontinue models or options as seen fit without obligation to previously sold units. Written warranty covers each trailer. Some items shown may be optional equipment.

Monroe Towmaster, LLC.

61381 US Hwy 12
Litchfield, MN 55355
www.towmaster.com

Toll Free: 800-462-4517
Local: 320-693-7900
Fax: 320-693-7921

**Deck-Over Tilt/****T-50TA****Model:**

All dimensions are nominal. Illustration may be shown with optional equipment.

STANDARD FEATURES**HITCH / TONGUE**

- Adj. height hitch
- 3" pintle ring
- 7-pole round electrical plug
- One-piece cold-formed frame rails
- Integrated storage tray w/lockable lid
- 25K bolt-on two-speed parking jack
- Safety chains w/hooks

FRAME / DECK

- 26' deck length, 7ft Beavertail
- 102" load width, 31.5" deck height (fully loaded)
- Dual air bags
- Dual-point, single lever deck lock
- 10" I-beam main frame
- 3" Jr. I-beam cross members
- 2" nom. white oak deck
- D-ring tie-downs (5 per side)

RAMPS / TAIL

- 12° tail
- 10° load angle with optional ramps

AXLES / SUSPENSION

- Hutchens 9700 adj. susp.
- (3) 22,500 lb. axles
- Tires - 215/75R17.5 load range H, 16-ply
- 17.5" hub piloted wheels, 8-bolt (12 Wheels)
- Air brakes (sensor on 1 axle, 2S/2M) Full ABS
- Brake size (12.25x7.5)
- Auto slack adj.
- Oil bath hubs

LIGHTS / WIRING

- Rubber grommet mounted LED lights
- Sealed modular wiring

STANDARD FEATURES

- Limited Lifetime Frame Warranty*
- One-Year full Warranty*
- 10-year Suspension Warranty*
- Weatherproof registration holder
- Two-component polyurethane primer and paint

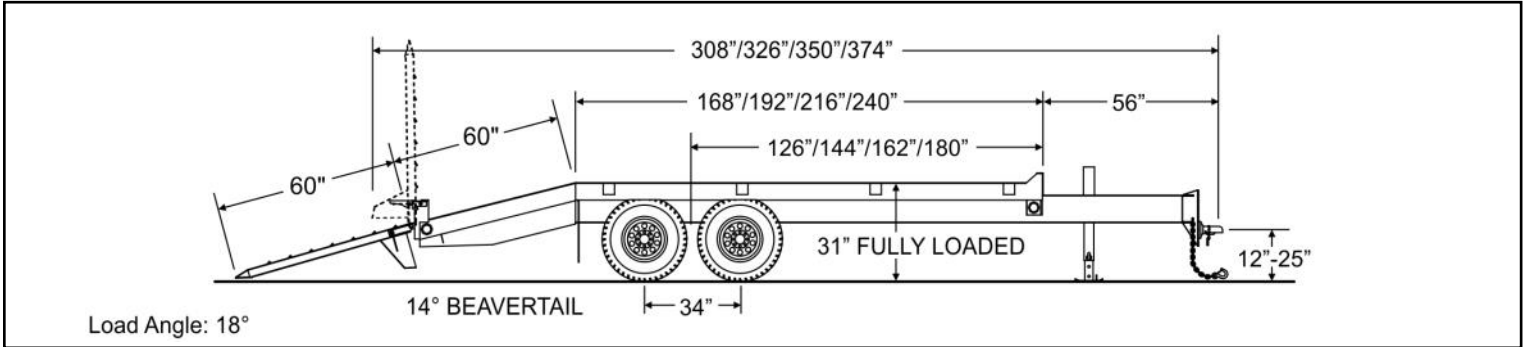
*See web site for warranty details

*Weights and capacities vary depending upon options. Published weights are reference only.						
GAWR (lbs)	GVWR (lbs)	WEIGHT (lbs)	CAPACITY (lbs)	DECK WIDTH (in)	DECK LENGTH (ft)	MSRP
54,480	62,600	16,600	50,000	102"	26'	\$39,485

Subject to F.E.T. - deduct \$12.33 per tire

Manufacturer reserves the right to modify, change or discontinue models or options as seen fit without obligation to previously sold units. Written warranty covers each trailer. Some items shown may be optional equipment.

Model:



All dimensions are nominal. Illustration may be shown with optional equipment.

STANDARD FEATURES

HITCH / TONGUE

- Adj. height, bolt-on coupler
- 3" pintle
- RV plug
- One-piece cold-formed frame rails
- Integrated storage tray
- 12K bolt-on side-wind drop-leg parking jack
- Battery break-away kit w/tow charger & test light
- Safety chains w/hooks

FRAME / DECK

- 96" load width
- 31" deck height (fully loaded)
- 10" I-beam main frame
- 3" Jr. I-beam crossmembers, 80,000 psi
- 2" nominal white oak wood deck
- Stake pockets (4 per side)

RAMPS / TAIL

- Wood deck beavertail (14°)
- 18" x 5'-0" channel sides, cleated ladder style
- Auto-Latch ramp hold-ups

AXLES / SUSPENSION

- Rubber-ride suspension axles
- (2) 6,000 lb. axles (4 wheels)
- Tires - ST225/75R15, load range D, 8-ply
- 15" wheels, 6-bolt
- Electric brakes
- Forward self-adjusting brakes
- Non-EZ Lube hubs

LIGHTS / WIRING

- Rubber grommet mounted LED lights
- Sealed modular wiring

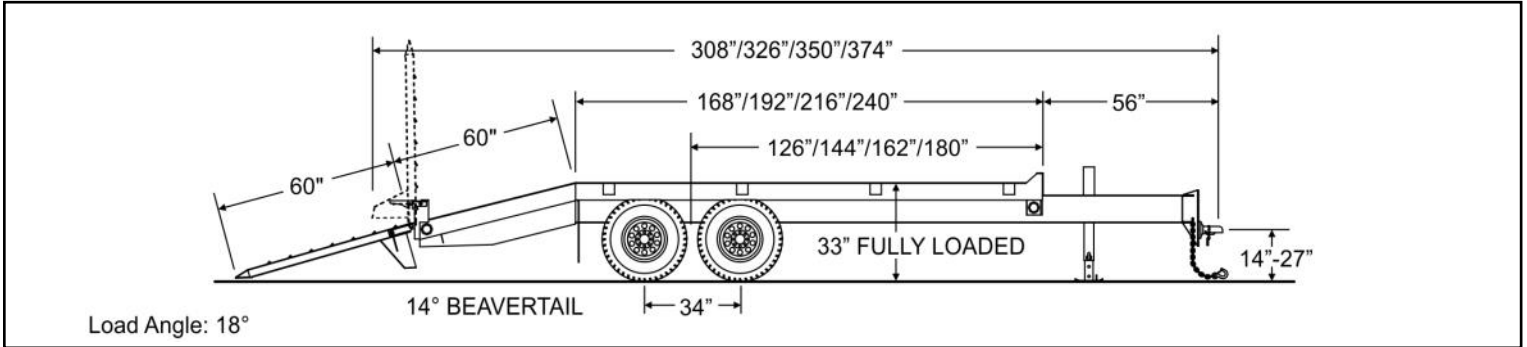
STANDARD FEATURES

- Limited Lifetime Frame Warranty*
- One-Year full Warranty*
- 10-year Suspension Warranty*
- Weatherproof registration holder
- Two-component polyurethane primer and paint
- Trailer color: Equipment Black
- Ramp color: Equipment Red

*See web site for warranty details

*Weights and capacities vary depending upon options. Published weights are reference only.						
GAWR (lbs)	GVWR (lbs)	WEIGHT (lbs)	CAPACITY (lbs)	DECK WIDTH (in)	DECK LENGTH (ft)	MSRP
12,000	9,990	4,400	5,590	96"	14'	\$9,300
12,000	9,990	4,600	5,390	96"	16'	\$9,750
12,000	9,990	4,800	5,190	96"	18'	\$10,225
12,000	9,990	5,000	4,990	96"	20'	\$10,750

Model:



All dimensions are nominal. Illustration may be shown with optional equipment.

STANDARD FEATURES

HITCH / TONGUE

- Adj. height, bolt-on coupler
- 3" pintle
- RV plug
- One-piece cold-formed frame rails
- Integrated storage tray
- 12K bolt-on side-wind drop-leg parking jack
- Battery break-away kit w/tow charger & test light
- Safety chains w/hooks

FRAME / DECK

- 96" load width
- 33" deck height (fully loaded)
- 10" I-beam main frame
- 3" Jr. I-beam crossmembers, 80,000 psi
- 2" nominal white oak wood deck
- Stake pockets (4 per side)

RAMPS / TAIL

- Wood deck beavertail (14°)
- 18" x 5'-0" channel sides, cleated ladder style
- Auto-Latch ramp hold-ups

AXLES / SUSPENSION

- Rubber-ride suspension axles
- (2) 6,000 lb. axles (4 wheels)
- Tires - 235/85R16, load range E, 10-ply
- 16" wheels, 6-bolt
- Electric brakes
- Forward self-adjusting brakes
- Non-EZ Lube hubs

LIGHTS / WIRING

- Rubber grommet mounted LED lights
- Sealed modular wiring

STANDARD FEATURES

- Limited Lifetime Frame Warranty*
- One-Year full Warranty*
- 10-year Suspension Warranty*
- Weatherproof registration holder
- Two-component polyurethane primer and paint
- Trailer color: Equipment Black
- Ramp color: Equipment Red

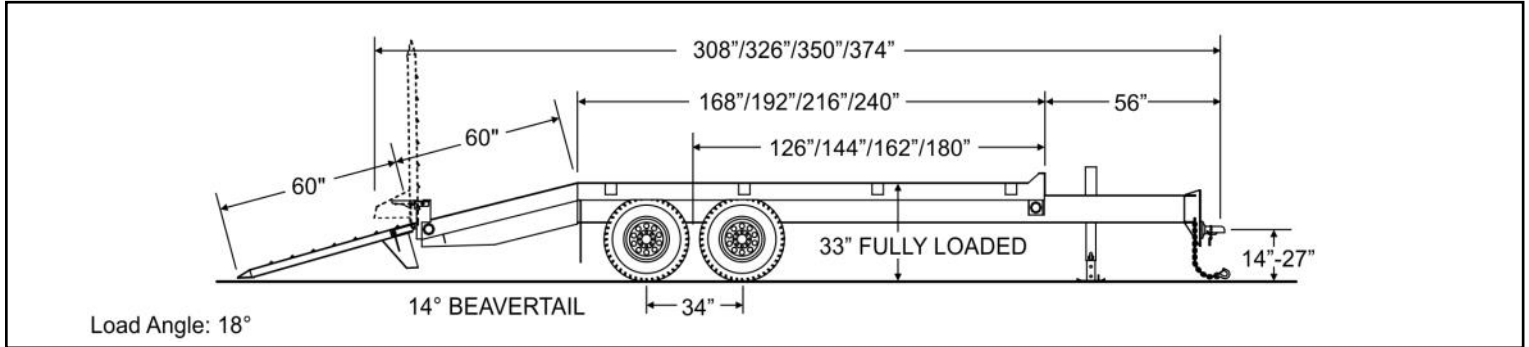
*See web site for warranty details

*Weights and capacities vary depending upon options. Published weights are reference only.						
GAWR (lbs)	GVWR (lbs)	WEIGHT (lbs)	CAPACITY (lbs)	DECK WIDTH (in)	DECK LENGTH (ft)	MSRP
12,000	14,400	4,400	10,000	96"	14'	\$9,405
12,000	14,600	4,600	10,000	96"	16'	\$9,860
12,000	14,800	4,800	10,000	96"	18'	\$10,325
12,000	15,000	5,000	10,000	96"	20'	\$10,850

Monroe Towmaster, LLC.

61381 US Hwy 12
Litchfield, MN 55355
www.towmaster.com

Toll Free: 800-462-4517
Local: 320-693-7900
Fax: 320-693-7921

**Deck-Over/****TC-12****Model:**

All dimensions are nominal. Illustration may be shown with optional equipment.

STANDARD FEATURES**HITCH / TONGUE**

- Adj. height, bolt-on coupler
- 3" pintle
- RV plug
- One-piece cold-formed frame rails
- Integrated storage tray
- 12K bolt-on side-wind drop-leg parking jack
- Battery break-away kit w/tow charger & test light
- Safety chains w/hooks

FRAME / DECK

- 96" load width
- 33" deck height (fully loaded)
- 10" I-beam main frame
- 3" Jr. I-beam crossmembers, 80,000 psi
- 2" nominal white oak wood deck
- Stake pockets (4 per side)

RAMPS / TAIL

- Wood deck beavertail (14°)
- 18" x 5'-0" channel sides, cleated ladder style
- Auto-Latch ramp hold-ups

AXLES / SUSPENSION

- Rubber-ride suspension axles
- (2) 6,000 lb. axles (4 wheels)
- Tires - 235/85R16, load range E, 10-ply
- 16" wheels, 6-bolt
- Electric brakes
- Forward self-adjusting brakes
- Non-EZ Lube hubs

LIGHTS / WIRING

- Rubber grommet mounted LED lights
- Sealed modular wiring

STANDARD FEATURES

- Limited Lifetime Frame Warranty*
- One-Year full Warranty*
- 10-year Suspension Warranty*
- Weatherproof registration holder
- Two-component polyurethane primer and paint
- Trailer color: Equipment Black
- Ramp color: Equipment Red

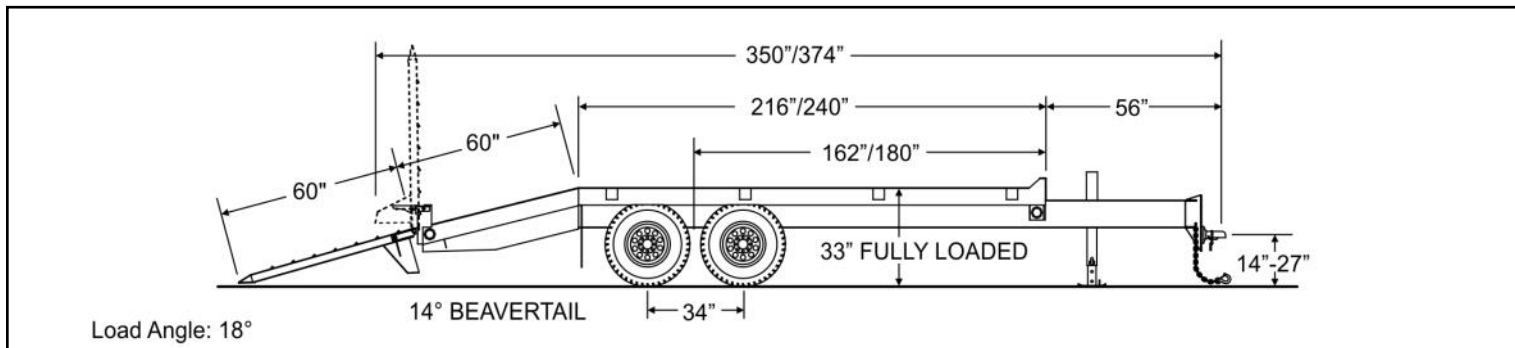
*See web site for warranty details

*Weights and capacities vary depending upon options. Published weights are reference only.						
GAWR (lbs)	GVWR (lbs)	WEIGHT (lbs)	CAPACITY (lbs)	DECK WIDTH (in)	DECK LENGTH (ft)	MSRP
12,000	16,400	4,400	12,000	96"	14'	\$9,405
12,000	16,600	4,600	12,000	96"	16'	\$9,860
12,000	16,800	4,800	12,000	96"	18'	\$10,325
12,000	17,000	5,000	12,000	96"	20'	\$10,850

Deck-Over/

TC-14

Model:



All dimensions are nominal. Illustration may be shown with optional equipment.

STANDARD FEATURES

HITCH / TONGUE

- Adj. height, bolt-on coupler
- 3" pintle
- RV plug
- One-piece cold-formed frame rails
- Integrated storage tray
- 12K bolt-on side-wind drop-leg parking jack
- Battery break-away kit w/tow charger & test light
- Safety chains w/hooks

FRAME / DECK

- 96" load width
- 33" deck height (fully loaded)
- 10" I-beam main frame
- 3" Jr. I-beam crossmembers, 80,000 psi
- 2" nominal white oak wood deck
- Stake pockets (4 per side)

RAMPS / TAIL

- Wood deck beavertail (14°)
- 18" x 5'-0" channel sides, cleated ladder style
- Auto-Latch ramp hold-ups
- Spring-assist ramps

AXLES / SUSPENSION

- Rubber-ride suspension axles
- (2) 7,000 lb. axles (4 wheels)
- Tires - 235/85R16, load range E, 10-ply
- 16" wheels, 8-bolt
- Electric brakes
- Forward self-adjusting brakes
- Non-EZ Lube hubs

LIGHTS / WIRING

- Rubber grommet mounted LED lights
- Sealed modular wiring

STANDARD FEATURES

- Limited Lifetime Frame Warranty*
- One-Year full Warranty*
- 10-year Suspension Warranty*
- Weatherproof registration holder
- Two-component polyurethane primer and paint
- Trailer color: Equipment Black
- Ramp color: Equipment Red

***See web site for warranty details**

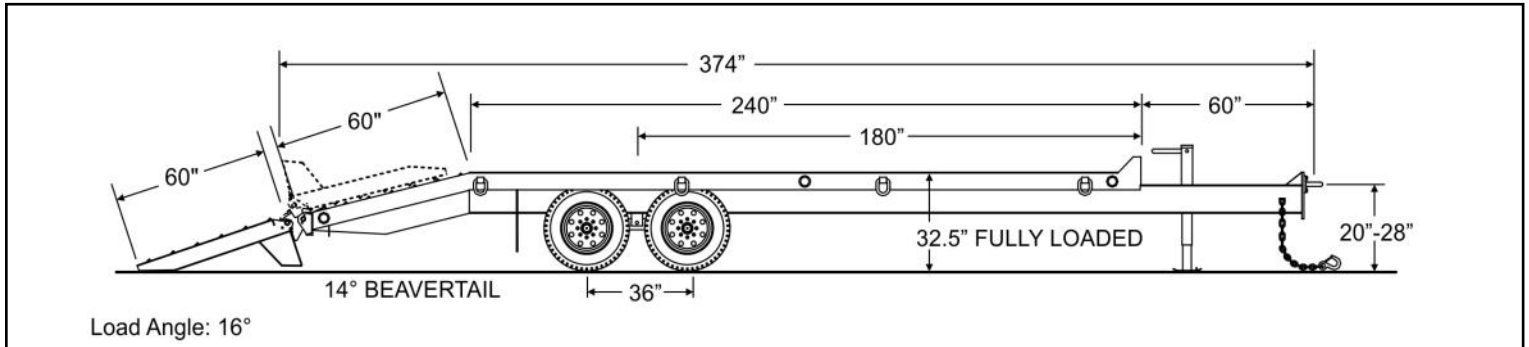
*Weights and capacities vary depending upon options. Published weights are reference only.

	GAWR (lbs)	GVWR (lbs)	WEIGHT (lbs)	CAPACITY (lbs)	DECK WIDTH (in)	DECK LENGTH (ft)	MSRP
	14,000	18,800	4,800	14,000	96"	18'	\$10,590
	14,000	19,000	5,000	14,000	96"	20'	\$10,955

Monroe Towmaster, LLC.

61381 US Hwy 12
Litchfield, MN 55355
www.towmaster.com

Toll Free: 800-462-4517
Local: 320-693-7900
Fax: 320-693-7921

**Deck-Over/****TC-16****Model:**

All dimensions are nominal. Illustration may be shown with optional equipment.

STANDARD FEATURES**HITCH / TONGUE**

- Adj. height, bolt-on coupler
- 3" pintle
- One-piece cold-formed frame rails
- Integrated storage tray
- 12K bolt-on side-wind drop-leg parking jack
- Battery break-away kit w/tow charger & test light
- 7-pole round elec. plug
- Safety chains w/hooks

FRAME / DECK

- 20 ft. deck length
- 102" load width
- 32.5" deck height (fully loaded)
- 10" I-beam main frame
- 3" Jr. I-beam crossmembers, 80,000 psi
- 2" nominal white oak wood deck
- D-ring tie-downs (4 per side)

RAMPS / TAIL

- 5 ft. steel angle-iron beavertail (14°)
- 21" x 5'-0" ladder style angle iron cleats
- One-way spring-assist ramps

AXLES / SUSPENSION

- Slipper spring suspension
- (2) 8,000 lb. axles (4 wheels)
- Tires - 215/75R17.5, load range H, 16-ply
- 17.5" wheels, 8-bolt
- Electric brakes
- Forward self-adjusting brakes
- E-Z Lube hubs

LIGHTS / WIRING

- Rubber grommet mounted LED lights
- Sealed modular wiring

STANDARD FEATURES

- Limited Lifetime Frame Warranty*
- One-Year full Warranty*
- 10-year Suspension Warranty*
- Weatherproof registration holder
- Two-component polyurethane primer and paint
- Trailer color: Equipment Black
- Ramp color: Equipment Red

*See web site for warranty details

*Weights and capacities vary depending upon options. Published weights are reference only.						
GAWR (lbs)	GVWR (lbs)	WEIGHT (lbs)	CAPACITY (lbs)	DECK WIDTH (in)	DECK LENGTH (ft)	MSRP
16,000	21,900	5,900	16,000	102"	20'	\$13,360

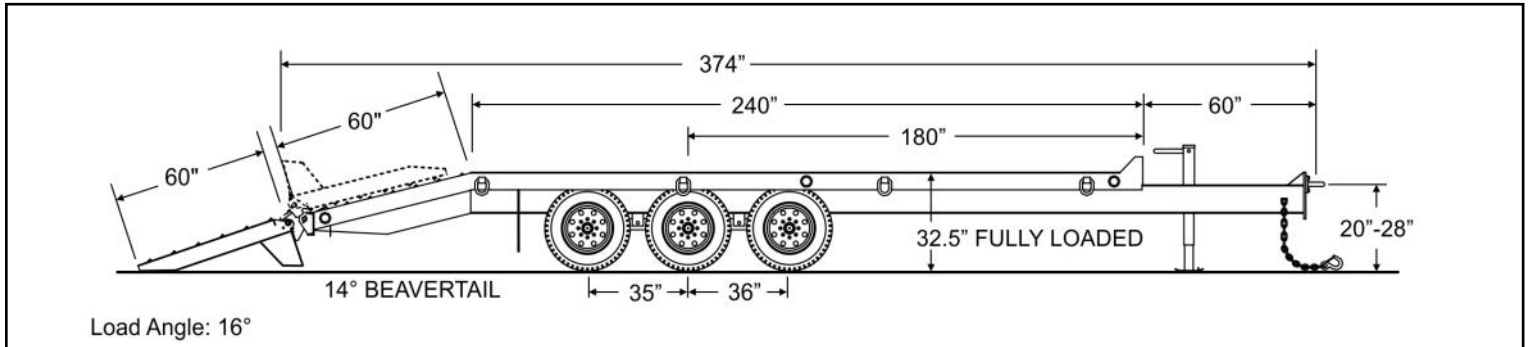
Monroe Towmaster, LLC.

61381 US Hwy 12
Litchfield, MN 55355
www.towmaster.com

Toll Free: 800-462-4517
Local: 320-693-7900
Fax: 320-693-7921



Deck-Over/

TC-18-3**Model:**

All dimensions are nominal. Illustration may be shown with optional equipment.

STANDARD FEATURES**HITCH / TONGUE**

- Adj. height hitch
- 3" pintle
- One-piece cold-formed frame rails
- Integrated storage tray
- 12K bolt-on side-wind drop-leg parking jack
- Battery break-away kit w/tow charger & test light
- 7-pole round elec. plug
- Safety chains w/hooks

FRAME / DECK

- 20 ft. deck length
- 102" load width
- 32.5" deck height (fully loaded)
- 10" I-beam main frame
- 3" Jr. I-beam crossmembers, 80,000 psi
- 2" nominal white oak wood deck
- D-ring tie-downs (4 per side)

RAMPS / TAIL

- 5 ft. steel angle-iron beavertail (14°)
- 21" x 5'-0" ladder style angle iron cleats
- One-way spring-assist ramps

AXLES / SUSPENSION

- Slipper spring suspension
- (3) 6,000 lb. axles (triple, 6 wheels)
- Tires - 235/85R16, load range E, 10-ply
- 16" wheels, 6-bolt
- Electric brakes
- Forward self-adjusting brakes
- EZ Lube hubs

LIGHTS / WIRING

- Rubber grommet mounted LED lights
- Sealed modular wiring

STANDARD FEATURES

- Limited Lifetime Frame Warranty*
- One-Year full Warranty*
- 10-year Suspension Warranty*
- Weatherproof registration holder
- Two-component polyurethane primer and paint
- Trailer color: Equipment Black
- Ramp color: Equipment Red

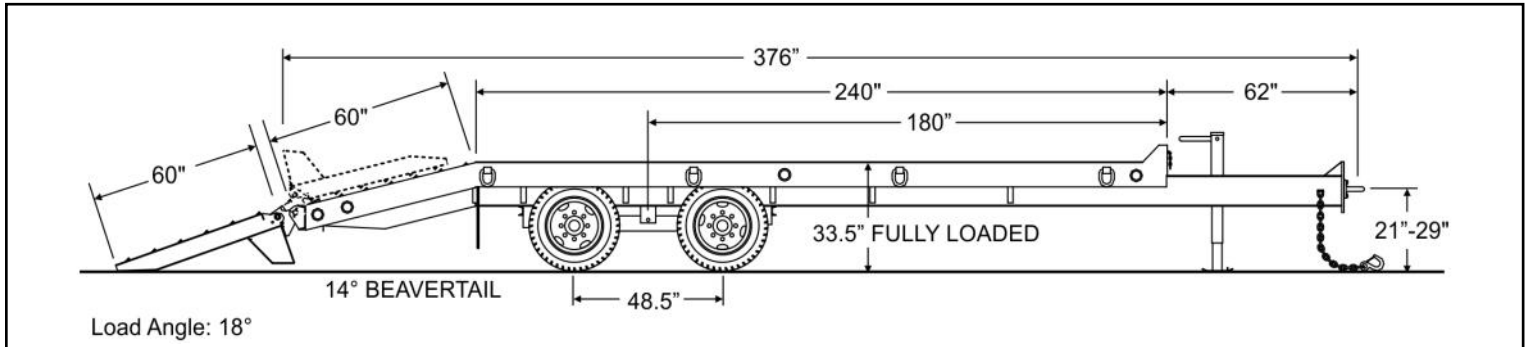
*See web site for warranty details

*Weights and capacities vary depending upon options. Published weights are reference only.						
GAWR (lbs)	GVWR (lbs)	WEIGHT (lbs)	CAPACITY (lbs)	DECK WIDTH (in)	DECK LENGTH (ft)	MSRP
18,000	24,900	6,200	18,000	102"	20'	\$13,060

Monroe Towmaster, LLC.

61381 US Hwy 12
Litchfield, MN 55355
www.towmaster.com

Toll Free: 800-462-4517
Local: 320-693-7900
Fax: 320-693-7921

**Deck-Over/****TC-20****Model:**

All dimensions are nominal. Illustration may be shown with optional equipment.

STANDARD FEATURES**HITCH / TONGUE**

- Adj. height hitch
- 3" pintle ring
- One-piece cold-formed frame rails
- Integrated storage tray
- 12K bolt-on side-wind drop-leg parking jack
- Battery break-away kit w/tow charger & test light
- 7-pole round elec. plug
- Safety chains w/hooks

FRAME / DECK

- 20 ft. deck length
- 102" load width
- 33.5" deck height (fully loaded)
- 10" I-beam main frame
- 3" Jr. I-beam crossmembers, 80,000 psi
- 2" nominal white oak wood deck
- D-ring tie-downs (4 per side)

RAMPS / TAIL

- 5 ft. steel angle-iron beavertail (14°)
- 21" x 5'-0" ladder style angle iron cleats
- One-way spring-assist ramps

AXLES / SUSPENSION

- Slipper spring suspension
- (2) 10,000 lb. axles (8 wheels)
- Tire - 235/85R x 16, load range E, 10-ply
- 16" wheels, 8-bolt
- Elec. or Air brakes (Air has sensors on 1 axle, 2S/1M)
- Full ABS on air brakes
- Oil bath hubs

LIGHTS / WIRING

- Rubber grommet mounted LED lights
- Sealed modular wiring

STANDARD FEATURES

- Limited Lifetime Frame Warranty*
- One-Year full Warranty*
- 10-year Suspension Warranty*
- Weatherproof registration holder
- Two-component polyurethane primer and paint
- Trailer color: Equipment Black
- Ramp color: Equipment Red

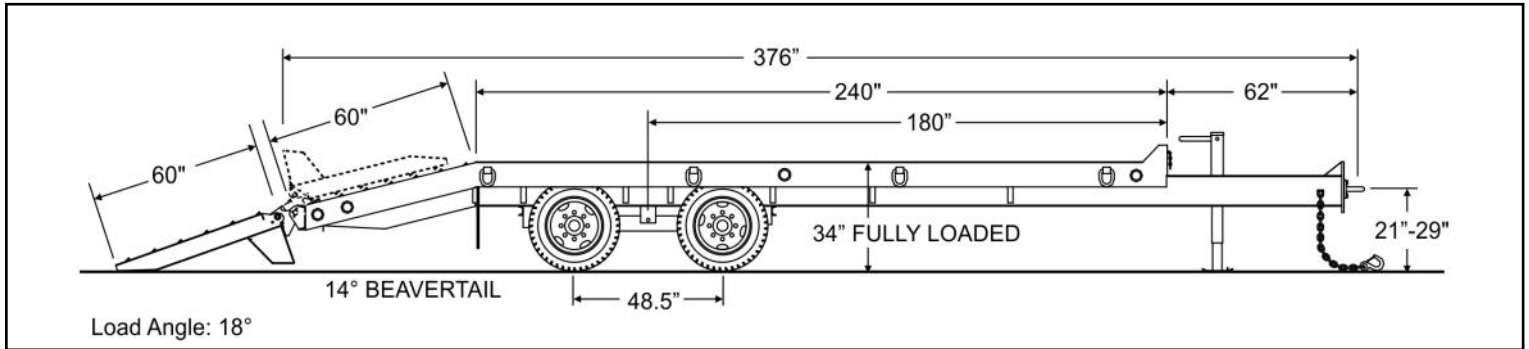
*See web site for warranty details

*Weights and capacities vary depending upon options. Published weights are reference only.						
GAWR (lbs)	GVWR (lbs)	WEIGHT (lbs)	CAPACITY (lbs)	DECK WIDTH (in)	DECK LENGTH (ft)	MSRP
20,000	25,990	6,900	19,090	102"	20' (elec)	\$14,070
20,000	25,990	6,900	19,090	102"	20' (air)	\$17,315

Monroe Towmaster, LLC.

61381 US Hwy 12
Litchfield, MN 55355
www.towmaster.com

Toll Free: 800-462-4517
Local: 320-693-7900
Fax: 320-693-7921

**Deck-Over/****TC-24****Model:**

All dimensions are nominal. Illustration may be shown with optional equipment.

STANDARD FEATURES**HITCH / TONGUE**

- Adj. height hitch
- 3" pintle ring
- One-piece cold-formed frame rails
- Integrated storage tray
- 12K bolt-on side-wind drop-leg parking jack
- Battery break-away kit w/tow charger & test light
- 7-pole round elec. plug
- Safety chains w/hooks

FRAME / DECK

- 20 ft. deck length
- 102" load width
- 34" deck height (fully loaded)
- 10" I-beam main frame
- 3" Jr. I-beam crossmembers, 80,000 psi
- 2" nominal white oak wood deck
- D-ring tie-downs (4 per side)

RAMPS / TAIL

- 5 ft. steel angle-iron beavertail (14°)
- 21" x 5'-0" ladder style angle iron cleats
- One-way spring-assist ramps

AXLES / SUSPENSION

- Slipper spring suspension
- (2) 12,000 lb. axles (8 wheels)
- Tire - 235/85R x 16, load range E, 10-ply
- 16" wheels, 8-bolt
- Elec. or Air brakes (Air has sensors on 1 axle, 2S/1M)
- Full ABS on air brakes
- Oil bath hubs

LIGHTS / WIRING

- Rubber grommet mounted LED lights
- Sealed modular wiring

STANDARD FEATURES

- Limited Lifetime Frame Warranty*
- One-Year full Warranty*
- 10-year Suspension Warranty*
- Weatherproof registration holder
- Two-component polyurethane primer and paint
- Trailer color: Equipment Black
- Ramp color: Equipment Red

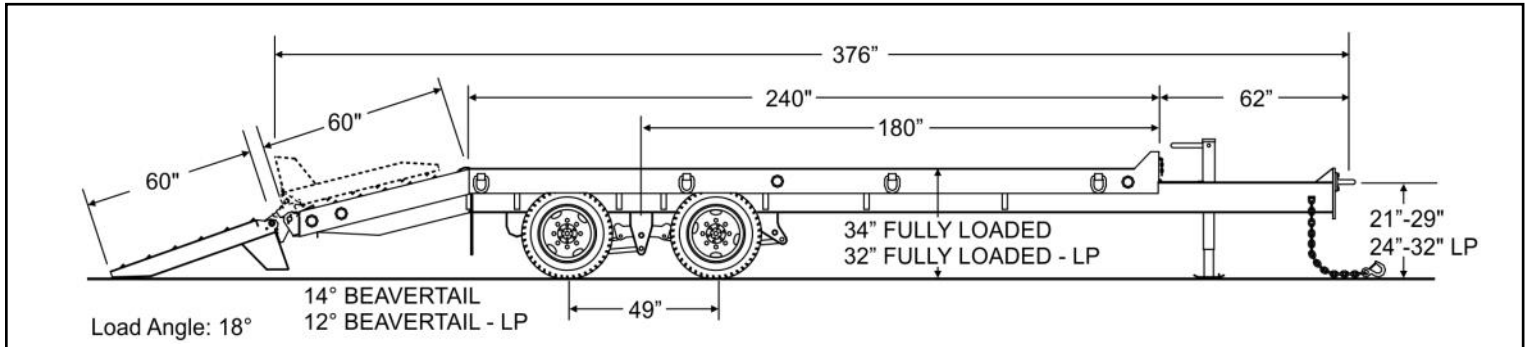
*See web site for warranty details

*Weights and capacities vary depending upon options. Published weights are reference only.						
GAWR (lbs)	GVWR (lbs)	WEIGHT (lbs)	CAPACITY (lbs)	DECK WIDTH (in)	DECK LENGTH (ft)	MSRP
24,000	30,990	6,900	24,000	102"	20' (elec)	\$15,385
24,000	30,990	6,900	24,000	102"	20' (air)	\$18,295

Subject to F.E.T. – deduct \$2.36 per tire

Manufacturer reserves the right to modify, change or discontinue models or options as seen fit without obligation to previously sold units. Written warranty covers each trailer. Some items shown may be optional equipment.

Model:



All dimensions are nominal. Illustration may be shown with optional equipment.

STANDARD FEATURES

HITCH / TONGUE

- Adj. height hitch
- 3" pintle ring
- One-piece cold-formed frame rails
- Integrated storage tray w/lockable lid
- 12K bolt-on side-wind drop-leg jack
- Battery break-away kit w/tow charger & test light
- 7-pole round elec. plug
- Safety chains w/hooks

FRAME / DECK

- 20 ft. deck length
- 102" load width
- 34" deck height (fully loaded)
- 10" I-beam main frame
- 3" Jr. I-beam crossmembers, 80,000 psi
- 2" nominal white oak wood deck
- D-ring tie-downs (4 per side)

RAMPS / TAIL

- 5 ft. steel angle-iron beavertail (14°)
- Wood protectors
- 21" x 5'-0" channel sides, cleated ladder style
- Two-way spring-assist ramps

AXLES / SUSPENSION

- Hutchens 9700 adjustable suspension
- (2) 10,000 lb. axles (8 wheels)
- Tires - 235/85R16, load range E, 10-ply
- 16" wheels, 8-bolt
- Elec. or Air brakes (Air has sensors on 1 axle, 2S/1M)
- Full ABS on air brakes
- Oil bath hubs

LIGHTS / WIRING

- Rubber grommet mounted LED lights
- Sealed modular wiring

STANDARD FEATURES

- Limited Lifetime Frame Warranty*
- One-Year full Warranty*
- Weatherproof registration holder
- Two-component polyurethane primer and paint
- Trailer color: Equipment Black
- Ramp color: Equipment Red

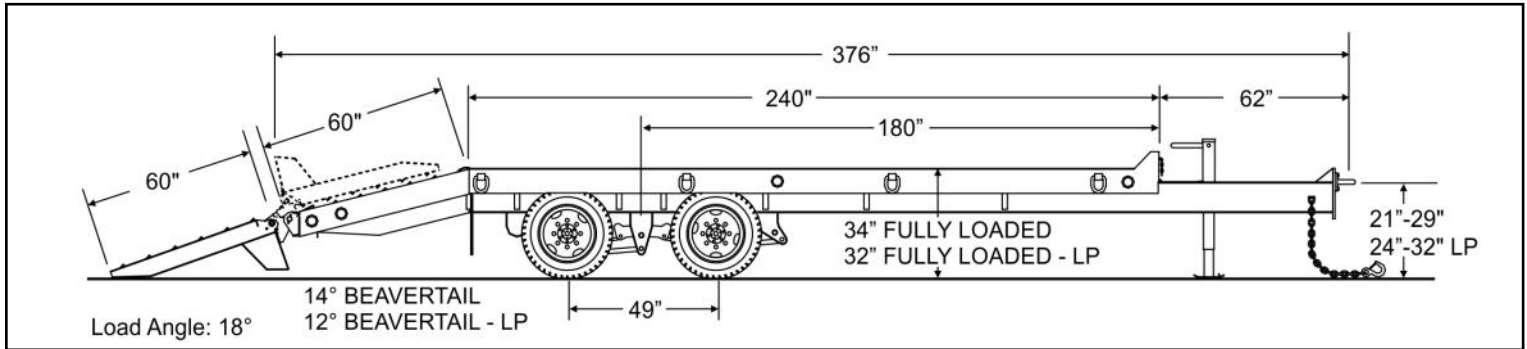
*See web site for warranty details

*Weights and capacities vary depending upon options. Published weights are reference only.						
GAWR (lbs)	GVWR (lbs)	WEIGHT (lbs)	CAPACITY (lbs)	DECK WIDTH (in)	DECK LENGTH (ft)	MSRP
20,000	25,990	7,300	18,690	102"	20' (elec)	\$15,875
20,000	25,990	7,300	18,690	102"	20' (air)	\$18,390

Monroe Towmaster, LLC.

61381 US Hwy 12
Litchfield, MN 55355
www.towmaster.com

Toll Free: 800-462-4517
Local: 320-693-7900
Fax: 320-693-7921

**Deck-Over/****T-20LP****Model:**

All dimensions are nominal. Illustration may be shown with optional equipment.

STANDARD FEATURES**HITCH / TONGUE**

- Adj. height hitch
- 3" pintle ring
- One-piece cold-formed frame rails
- Integrated storage tray w/lockable lid
- 12K bolt-on side-wind drop-leg jack
- Battery break-away kit w/tow charger & test light
- 7-pole round elec. plug
- Safety chains w/hooks

FRAME / DECK

- 20 ft. deck length
- 102" load width
- 32" deck height (fully loaded)
- 8" I-beam main frame
- 3" Jr. I-beam crossmembers, 80,000 psi
- 2" nominal white oak wood deck
- D-ring tie-downs (4 per side)

RAMPS / TAIL

- 5 ft. steel angle-iron beavertail (12°)
- Wood protectors
- 21" x 5'-0" channel sides, cleated ladder style
- Two-way spring-assist ramps

AXLES / SUSPENSION

- Hutchens 9700 adjustable suspension
- (2) 10,000 lb. axles (8 wheels)
- Tires - 235/85R16, load range E, 10-ply
- 16" wheels, 8-bolt
- Elec. or Air brakes (Air has sensors on 1 axle, 2S/1M)
- Full ABS on air brakes
- Oil bath hubs

LIGHTS / WIRING

- Rubber grommet mounted LED lights
- Sealed modular wiring

STANDARD FEATURES

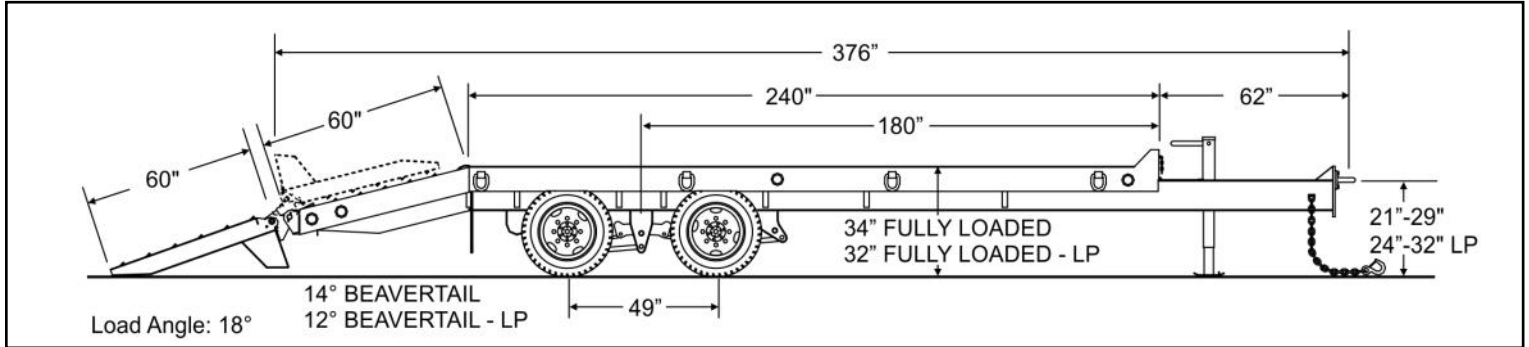
- Limited Lifetime Frame Warranty*
- One-Year full Warranty*
- Weatherproof registration holder
- Two-component polyurethane primer and paint
- Trailer color: Equipment Black
- Ramp color: Equipment Red

*See web site for warranty details

*Weights and capacities vary depending upon options. Published weights are reference only.

GAWR (lbs)	GVWR (lbs)	WEIGHT (lbs)	CAPACITY (lbs)	DECK WIDTH (in)	DECK LENGTH (ft)	MSRP
20,000	25,990	7,300	18,690	102"	20' (elec)	\$16,345
20,000	25,990	7,300	18,690	102"	20' (air)	\$18,430

Model:



All dimensions are nominal. Illustration may be shown with optional equipment.

STANDARD FEATURES

HITCH / TONGUE

- Adj. height hitch
- 3" pintle ring
- One-piece cold-formed frame rails
- Integrated storage tray w/lockable lid
- 12K bolt-on side-wind drop-leg jack
- Battery break-away kit w/tow charger & test light
- 7-pole round elec. plug
- Safety chains w/hooks

FRAME / DECK

- 20 ft. deck length
- 102" load width
- 34" deck height (fully loaded)
- 10" I-beam main frame
- 3" Jr. I-beam crossmembers, 80,000 psi
- 2" nominal white oak wood deck
- D-ring tie-downs (4 per side)

RAMPS / TAIL

- 5 ft. steel angle-iron beavertail (14°)
- Wood protectors
- 21" x 5'-0" channel sides, cleated ladder style
- Two-way spring-assist ramps

AXLES / SUSPENSION

- Hutchens 9700 adjustable suspension
- (2) 12,000 lb. axles (8 wheels)
- Tires - 235/85R16, load range E, 10-ply
- 16" wheels, 8-bolt
- Elec. or Air brakes (Air has sensors on 1 axle, 2S/1M)
- Full ABS on air brakes
- Oil bath hubs

LIGHTS / WIRING

- Rubber grommet mounted LED lights
- Sealed modular wiring

STANDARD FEATURES

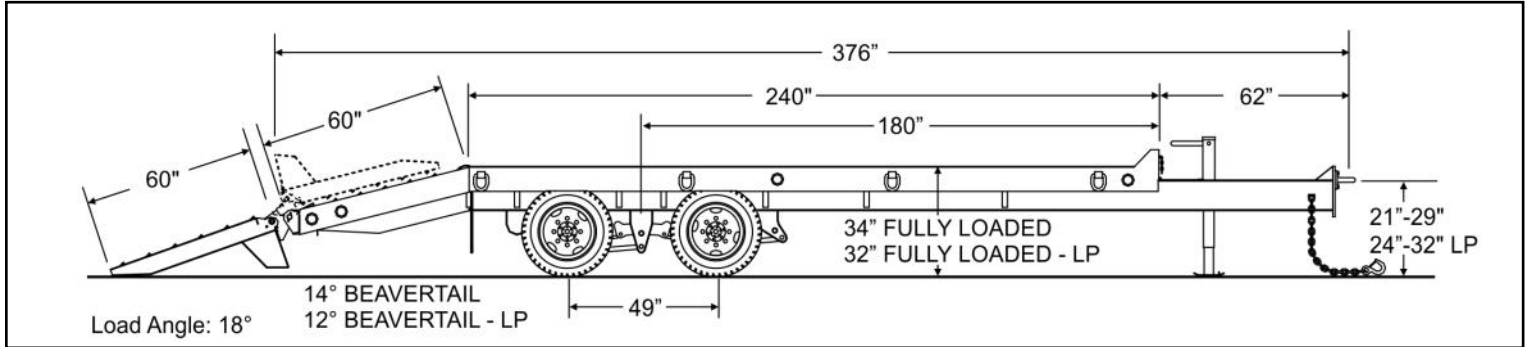
- Limited Lifetime Frame Warranty*
- One-Year full Warranty*
- Weatherproof registration holder
- Two-component polyurethane primer and paint
- Trailer color: Equipment Black
- Ramp color: Equipment Red

*See web site for warranty details

*Weights and capacities vary depending upon options. Published weights are reference only.						
GAWR (lbs)	GVWR (lbs)	WEIGHT (lbs)	CAPACITY (lbs)	DECK WIDTH (in)	DECK LENGTH (ft)	MSRP
24,000	31,300	7,300	24,000	102"	20' (elec)	\$16,820
24,000	31,300	7,300	24,000	102"	20' (air)	\$18,885

Subject to F.E.T. – deduct \$2.36 per tire

Model:



All dimensions are nominal. Illustration may be shown with optional equipment.

STANDARD FEATURES

HITCH / TONGUE

- Adj. height hitch
- 3" pintle ring
- One-piece cold-formed frame rails
- Integrated storage tray w/lockable lid
- 12K bolt-on side-wind drop-leg jack
- Battery break-away kit w/tow charger & test light
- 7-pole round elec. plug
- Safety chains w/hooks

FRAME / DECK

- 20 ft. deck length
- 102" load width
- 32" deck height (fully loaded)
- 8" I-beam main frame
- 3" Jr. I-beam crossmembers, 80,000 psi
- 2" nominal white oak wood deck
- D-ring tie-downs (4 per side)

RAMPS / TAIL

- 5 ft. steel angle-iron beavertail (12°)
- Wood protectors
- 21" x 5'-0" channel sides, cleated ladder style
- Two-way spring-assist ramps

AXLES / SUSPENSION

- Hutchens 9700 adjustable suspension
- (2) 12,000 lb. axles (8 wheels)
- Tires - 235/85R16, load range E, 10-ply
- 16" wheels, 8-bolt
- Elec. or Air brakes (Air has sensors on 1 axle, 2S/1M)
- Full ABS on air brakes
- Oil bath hubs

LIGHTS / WIRING

- Rubber grommet mounted LED lights
- Sealed modular wiring

STANDARD FEATURES

- Limited Lifetime Frame Warranty*
- One-Year full Warranty*
- Weatherproof registration holder
- Two-component polyurethane primer and paint
- Trailer color: Equipment Black
- Ramp color: Equipment Red

*See web site for warranty details

*Weights and capacities vary depending upon options. Published weights are reference only.						
GAWR (lbs)	GVWR (lbs)	WEIGHT (lbs)	CAPACITY (lbs)	DECK WIDTH (in)	DECK LENGTH (ft)	MSRP
24,000	31,300	7,300	24,000	102"	20' (elec)	\$17,295
24,000	31,300	7,300	24,000	102"	20' (air)	\$19,395

Subject to F.E.T. – deduct \$2.36 per tire

Monroe Towmaster, LLC.

61381 US Hwy 12
Litchfield, MN 55355
www.towmaster.com

Toll Free: 800-462-4517

Local: 320-693-7900

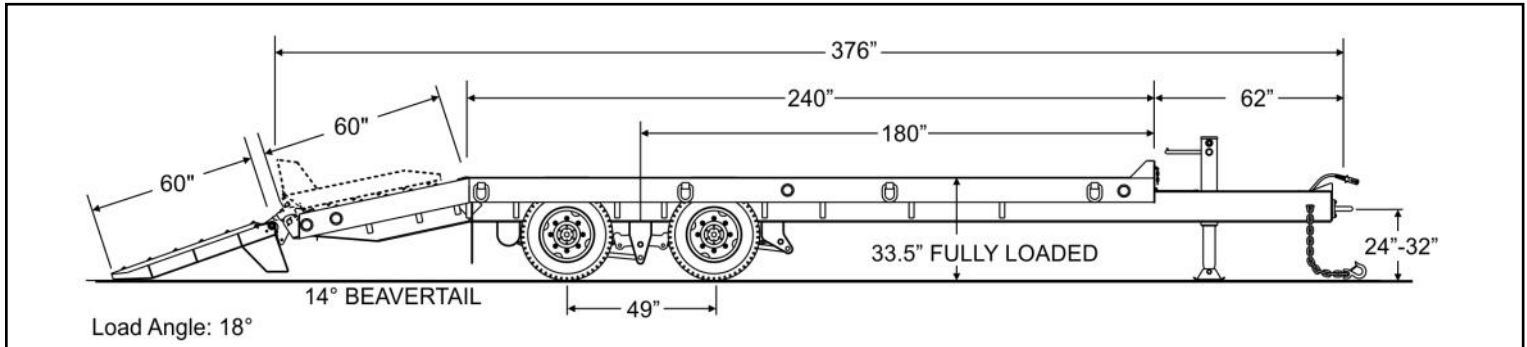
Fax: 320-693-7921



Deck-Over/

T-30

Model:



All dimensions are nominal. Illustration may be shown with optional equipment.

STANDARD FEATURES

HITCH / TONGUE

- Adj. height hitch
- 3" pintle ring
- One-piece cold-formed frame rails
- Integrated storage tray w/lockable lid
- 25K bolt-on two-speed jack
- Battery break-away kit w/tow charger & test light
- 7-pole round elec. plug
- Safety chains w/hooks

FRAME / DECK

- 20 ft. deck length
- 102" load width
- 33.5" deck height (fully loaded)
- 10" I-beam main frame
- 3" Jr. I-beam crossmembers, 80,000 psi
- 2" nominal white oak wood deck
- D-ring tie-downs (4 per side)

RAMPS / TAIL

- 5 ft. steel angle-iron beavertail (14°)
- Wood protectors
- 21" x 5'-0" channel sides, cleated ladder style
- Two-way spring-assist ramps

AXLES / SUSPENSION

- Hutchens 9700 adjustable suspension
- (2) 15,000 lb. axles (8 wheels)
- Tires - 215/75R17.5, load range H
- 17.5" wheels, 8-bolt, hub piloted
- Electric brakes only
- Oil bath hubs

LIGHTS / WIRING

- Rubber grommet mounted LED lights
- Sealed modular wiring

STANDARD FEATURES

- Limited Lifetime Frame Warranty*
- One-Year full Warranty*
- Weatherproof registration holder
- Two-component polyurethane primer and paint
- Trailer color: Equipment Black
- Ramp color: Equipment Red

*See web site for warranty details

*Weights and capacities vary depending upon options. Published weights are reference only.

GAWR (lbs)	GVWR (lbs)	WEIGHT (lbs)	CAPACITY (lbs)	DECK WIDTH (in)	DECK LENGTH (ft)	MSRP
30,000	38,300	8,300	30,000	102"	20'	\$19,860

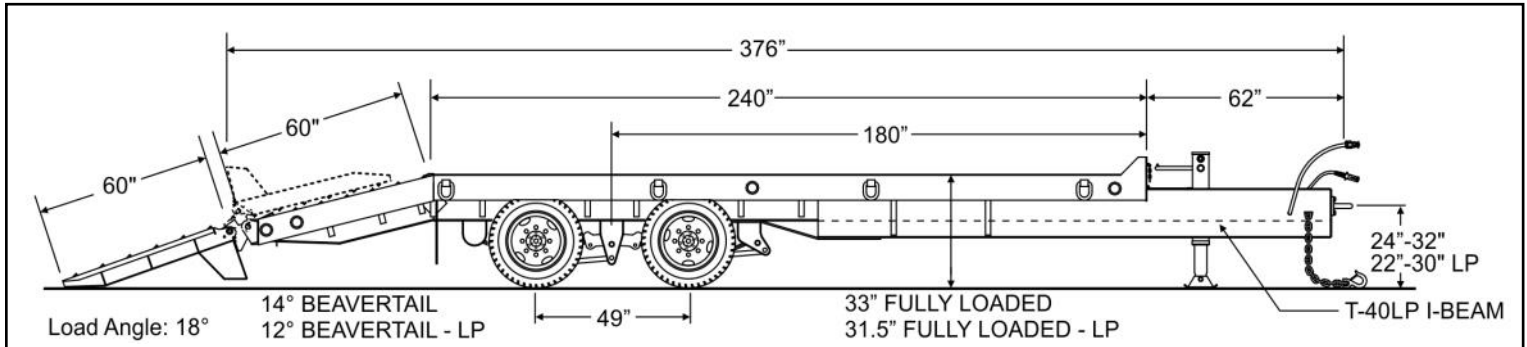
Subject to F.E.T. – deduct \$12.33 per tire

Manufacturer reserves the right to modify, change or discontinue models or options as seen fit without obligation to previously sold units. Written warranty covers each trailer. Some items shown may be optional equipment.

Monroe Towmaster, LLC.

61381 US Hwy 12
Litchfield, MN 55355
www.towmaster.com

Toll Free: 800-462-4517
Local: 320-693-7900
Fax: 320-693-7921

**Deck-Over/****T-40****Model:**

All dimensions are nominal. Illustration may be shown with optional equipment.

STANDARD FEATURES**HITCH / TONGUE**

- Adj. height hitch
- 3" pintle ring
- One-piece cold-formed frame rails
- Integrated storage tray w/lockable lid
- 25K bolt-on two-speed jack
- 7-pole round elec. plug
- Safety chains w/hooks

FRAME / DECK

- 20 ft. deck length
- 102" load width
- 33" deck height (fully loaded)
- 16" I-beam main frame
- 3" Jr. I-beam crossmembers, 80,000 psi
- 2" nominal white oak wood deck
- D-ring tie-downs (4 per side)

RAMPS / TAIL

- 5 ft. steel angle-iron beavertail (14°)
- Wood protectors
- 21" x 5'-0" channel sides, cleated ladder style
- Two-way spring-assist ramps

AXLES / SUSPENSION

- Hutchens 9700 adj. susp.
- (2) 22,500 lb. axles (8 wheels)
- Tires - 235/75R17.5, load range H, 16-ply
- 17.5" wheels, 8-bolt, hub piloted
- Air brakes (sensor on 1 axle, 2S/1M) Full ABS
- Brake size (12.25x7.5)
- Auto slack adj.
- Oil bath hubs

LIGHTS / WIRING

- Rubber grommet mounted LED lights
- Sealed modular wiring

STANDARD FEATURES

- Limited Lifetime Frame Warranty*
- One-Year full Warranty*
- Weatherproof registration holder
- Two-component polyurethane primer and paint
- Trailer color: Equipment Black
- Ramp color: Equipment Red

*See web site for warranty details

*Weights and capacities vary depending upon options. Published weights are reference only.

GAWR (lbs)	GVWR (lbs)	WEIGHT (lbs)	CAPACITY (lbs)	DECK WIDTH (in)	DECK LENGTH (ft)	MSRP
45,000	48,800	8,800	40,000	102"	20'	\$22,370

Subject to F.E.T. – deduct \$23.67 per tire

Manufacturer reserves the right to modify, change or discontinue models or options as seen fit without obligation to previously sold units. Written warranty covers each trailer. Some items shown may be optional equipment.

Monroe Towmaster, LLC.

61381 US Hwy 12
Litchfield, MN 55355
www.towmaster.com

Toll Free: 800-462-4517

Local: 320-693-7900

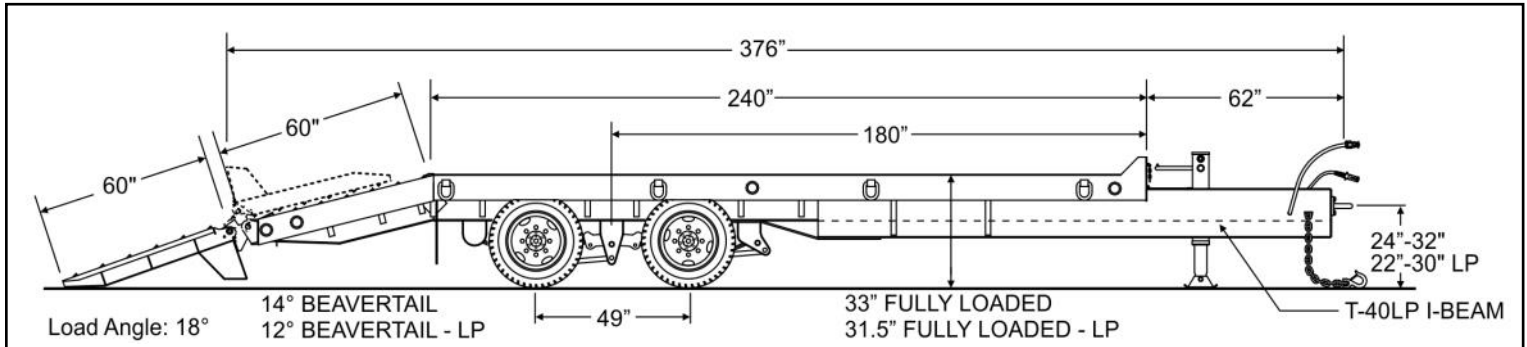
Fax: 320-693-7921



Deck-Over/

T-40LP

Model:



All dimensions are nominal. Illustration may be shown with optional equipment.

STANDARD FEATURES

HITCH / TONGUE

- Adj. height hitch
- 3" pintle ring
- One-piece cold-formed frame rails
- Integrated storage tray w/lockable lid
- 25K bolt-on two-speed jack
- 7-pole round elec. plug
- Safety chains w/hooks

FRAME / DECK

- 20 ft. deck length
- 102" load width
- 31.5" deck height (fully loaded)
- 10" I-beam main frame
- 3" Jr. I-beam crossmembers, 80,000 psi
- 2" nominal white oak wood deck
- D-ring tie-downs (4 per side)

RAMPS / TAIL

- 5 ft. steel angle-iron beavertail (12°)
- Wood protectors
- 21" x 5'-0" channel sides, cleated ladder style
- Two-way spring-assist ramps

AXLES / SUSPENSION

- Hutchens 9700 adj. susp.
- (2) 22,500 lb. axles (8 wheels)
- Tires - 235/75R17.5, load range H, 16-ply
- 17.5" wheels, 8-bolt, hub piloted
- Air brakes (sensor on 1 axle, 2S/1M) Full ABS
- Brake size (12.25x7.5)
- Auto slack adj.
- Oil bath hubs

LIGHTS / WIRING

- Rubber grommet mounted LED lights
- Sealed modular wiring

STANDARD FEATURES

- Limited Lifetime Frame Warranty*
- One-Year full Warranty*
- Weatherproof registration holder
- Two-component polyurethane primer and paint
- Trailer color: Equipment Black
- Ramp color: Equipment Red

*See web site for warranty details

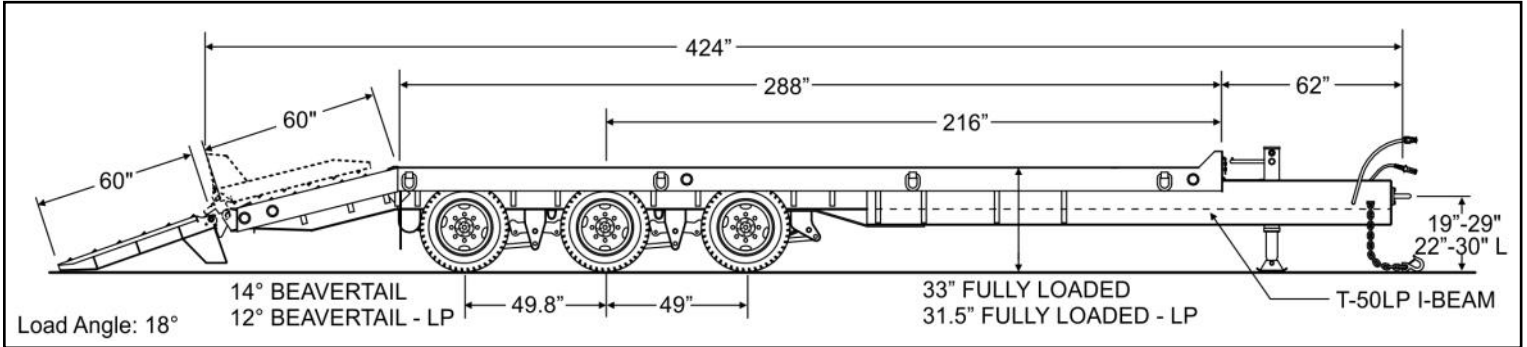
*Weights and capacities vary depending upon options. Published weights are reference only.

GAWR (lbs)	GVWR (lbs)	WEIGHT (lbs)	CAPACITY (lbs)	DECK WIDTH (in)	DECK LENGTH (ft)	MSRP
45,000	48,600	8,600	40,000	102"	20'	\$22,500

Subject to F.E.T. – deduct \$23.67 per tire

Manufacturer reserves the right to modify, change or discontinue models or options as seen fit without obligation to previously sold units. Written warranty covers each trailer. Some items shown may be optional equipment.

Model:



All dimensions are nominal. Illustration may be shown with optional equipment.

STANDARD FEATURES

HITCH / TONGUE

- Adj. height hitch
- 3" pintle ring
- One-piece cold-formed frame rails
- Integrated storage tray w/lockable lid
- 25K bolt-on two-speed parking jack
- 7-pole round elec. plug
- Safety chains w/hooks

FRAME / DECK

- 24 ft. deck length
- 102" load width
- 33" deck height (fully loaded)
- 16" I-beam main frame
- 3" Jr. I-beam crossmembers, 80,000 psi
- 2" nominal white oak wood deck
- D-ring tie-downs (5 per side)

RAMPS / TAIL

- 5 ft. steel angle-iron beavertail (14°)
- Wood protectors
- 21" x 5'-0" channel sides, cleated ladder style
- Two-way spring-assist ramps

AXLES / SUSPENSION

- Hutchens 9700 adj. susp.
- (3) 22,500 lb. axles (12 wheels)
- Tires - 215/75R17.5, load range H, 16-ply
- 17.5" wheels, 8-bolt, hub piloted
- Air brakes (sensor on 1 axle, 2S/1M) Full ABS
- Brake size (12.25x7.5)
- Auto slack adj.
- Oil bath hubs

LIGHTS / WIRING

- Rubber grommet mounted LED lights
- Sealed modular wiring

STANDARD FEATURES

- Limited Lifetime Frame Warranty*
- One-Year full Warranty*
- Weatherproof registration holder
- Two-component polyurethane primer and paint
- Trailer color: Equipment Black
- Ramp color: Equipment Red

*See web site for warranty details

*Weights and capacities vary depending upon options. Published weights are reference only.						
GAWR (lbs)	GVWR (lbs)	WEIGHT (lbs)	CAPACITY (lbs)	DECK WIDTH (in)	DECK LENGTH (ft)	MSRP
54,480	60,700	10,700	50,000	102"	24'	\$28,925

Subject to F.E.T. – deduct \$12.33 per tire

Monroe Towmaster, LLC.

61381 US Hwy 12
Litchfield, MN 55355
www.towmaster.com

Toll Free: 800-462-4517

Local: 320-693-7900

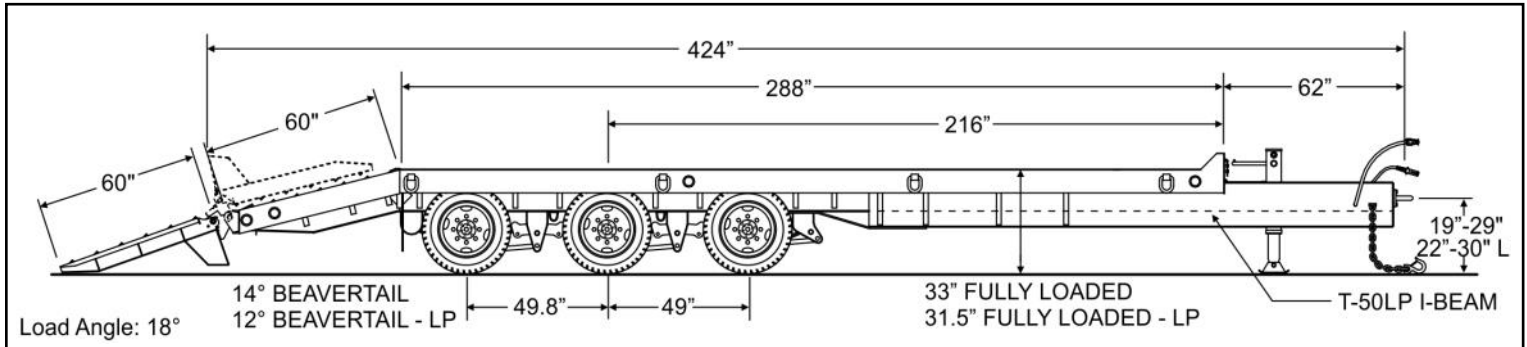
Fax: 320-693-7921



Deck-Over/

T-50LP

Model:



All dimensions are nominal. Illustration may be shown with optional equipment.

STANDARD FEATURES

HITCH / TONGUE

- Adj. height hitch
- 3" pintle ring
- One-piece cold-formed frame rails
- Integrated storage tray w/lockable lid
- 25K bolt-on two-speed parking jack
- 7-pole round elec. plug
- Safety chains w/hooks

FRAME / DECK

- 24 ft. deck length
- 102" load width
- 31.5" deck height (fully loaded)
- 10" I-beam main frame
- 3" Jr. I-beam crossmembers, 80,000 psi
- 2" nominal white oak wood deck
- D-ring tie-downs (5 per side)

RAMPS / TAIL

- 5 ft. steel angle-iron beavertail (12°)
- Wood protectors
- 21" x 5'-0" channel sides, cleated ladder style
- Two-way spring-assist ramps

AXLES / SUSPENSION

- Hutchens 9700 adj. susp.
- (3) 22,500 lb. axles (12 wheels)
- Tires - 215/75R17.5, load range H, 16-ply
- 17.5" wheels, 8-bolt, hub piloted
- Air brakes (sensor on 1 axle, 2S/1M) Full ABS
- Brake size (12.25x7.5)
- Auto slack adj.
- Oil bath hubs

LIGHTS / WIRING

- Rubber grommet mounted LED lights
- Sealed modular wiring

STANDARD FEATURES

- Limited Lifetime Frame Warranty*
- One-Year full Warranty*
- Weatherproof registration holder
- Two-component polyurethane primer and paint
- Trailer color: Equipment Black
- Ramp color: Equipment Red

*See web site for warranty details

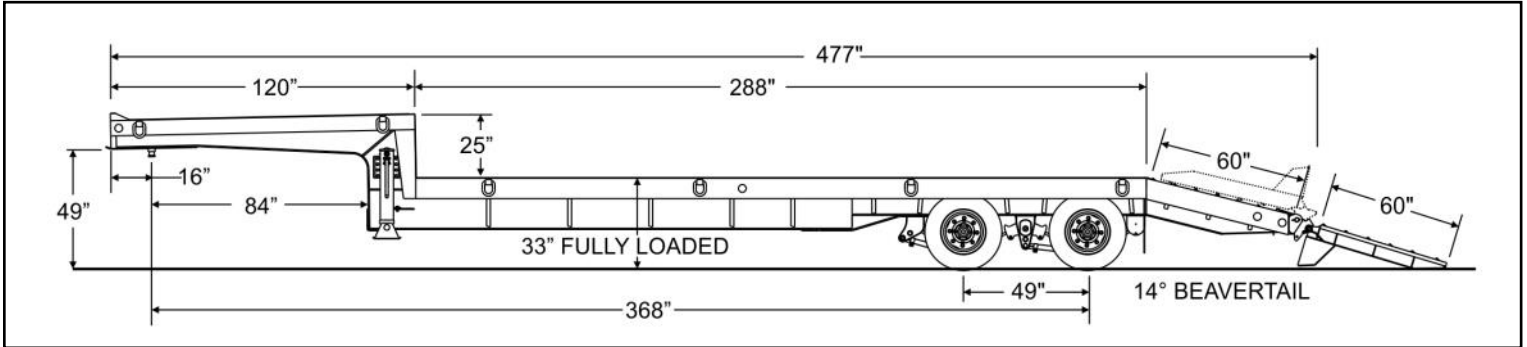
*Weights and capacities vary depending upon options. Published weights are reference only.

GAWR (lbs)	GVWR (lbs)	WEIGHT (lbs)	CAPACITY (lbs)	DECK WIDTH (in)	DECK LENGTH (ft)	MSRP
54,480	60,600	10,600	50,000	102"	24'	\$29,775

Subject to F.E.T. – deduct \$12.33 per tire

Manufacturer reserves the right to modify, change or discontinue models or options as seen fit without obligation to previously sold units. Written warranty covers each trailer. Some items shown may be optional equipment.

Model:



All dimensions are nominal. Illustration may be shown with optional equipment.

STANDARD FEATURES

HITCH / TONGUE

- 2" king pin hitch
- 10'-0" Rigid Gooseneck
- 2" nominal white oak decking
- D-ring tie downs (2 per side)
- (2) 25K bolt-on two-speed parking jacks

FRAME / DECK

- 24 ft. deck length
- 102" load width
- 33" deck height (fully loaded)
- I-beam main frame
- 3" Jr. I-beam crossmembers, 80,000 psi
- 2" nominal white oak wood deck
- D-ring tie-downs (6 per side)

RAMPS / TAIL

- 5 ft. steel angle-iron beavertail (14°)
- Wood protectors
- 21" x 5'-0" channel sides, cleated ladder style
- Two-way spring-assist ramps

AXLES / SUSPENSION

- Hutchens 9700 adj. susp.
- (2) 22,500 lb. axles (8 wheels)
- Tires - 215/75R17.5, load range H, 16-ply
- 17.5" wheels, 8-bolt, hub piloted
- Air brakes (12.25x7.5)
- Auto slack adj.
- Oil bath hubs

LIGHTS / WIRING

- Rubber grommet mounted LED lights
- Sealed modular wiring

STANDARD FEATURES

- Limited Lifetime Frame Warranty*
- One-Year full Warranty*
- Weatherproof registration holder
- Two-component polyurethane primer and paint
- Trailer color: Equipment Black
- Ramp color: Equipment Red

*See web site for warranty details

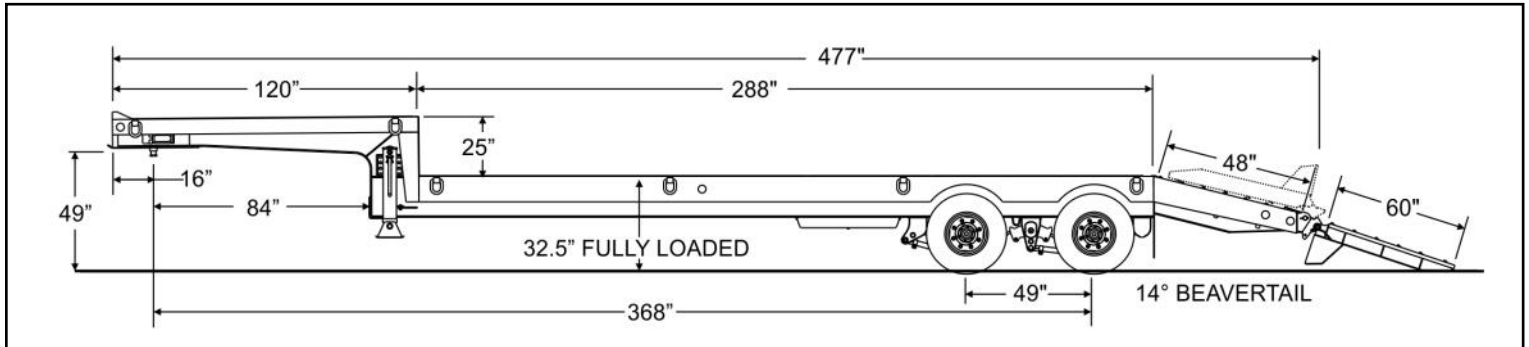
*Weights and capacities vary depending upon options. Published weights are reference only.						
GAWR (lbs)	GVWR (lbs)	WEIGHT (lbs)	CAPACITY (lbs)	DECK WIDTH (in)	DECK LENGTH (ft)	MSRP
45,000	61,300	11,300	50,000	102"	24'	\$30,520

Subject to F.E.T. – deduct \$12.33 per tire

Monroe Towmaster, LLC.

61381 US Hwy 12
Litchfield, MN 55355
www.towmaster.com

Toll Free: 800-462-4517
Local: 320-693-7900
Fax: 320-693-7921

**Rigid Gooseneck/****T-70RG****Model:**

All dimensions are nominal. Illustration may be shown with optional equipment.

STANDARD FEATURES**HITCH / TONGUE**

- 2" king pin hitch
- 10'-0" Rigid Gooseneck
- 2" nominal white oak decking
- D-ring tie downs (2 per side)
- (2) 25K bolt-on two-speed parking jacks

FRAME / DECK

- 24 ft. deck length
- 102" load width
- 32.5" deck height (fully loaded)
- 14" cambered I-beam main frame (pierced)
- 6" I-beam crossmembers
- 2" nominal white oak wood deck
- D-ring tie-downs (6 per side)

RAMPS / TAIL

- 4 ft. steel angle-iron beavertail (14°)
- 21" x 5'-0" channel sides, cleated ladder style
- Two-way spring-assist ramps

AXLES / SUSPENSION

- Hutchens 9700 adj. susp.
- (2) 22,500 lb. axles (8 wheels)
- Tires - 235/75R17.5, load range H, 16-ply
- 17.5" wheels, 8-bolt, hub piloted
- Air brakes (12.25x7.5)
- Auto slack adj.
- Oil bath hubs

LIGHTS / WIRING

- Rubber grommet mounted LED lights
- Sealed modular wiring

STANDARD FEATURES

- Limited Lifetime Frame Warranty*
- One-Year full Warranty*
- Weatherproof registration holder
- Two-component polyurethane primer and paint
- Trailer color: Equipment Black
- Ramp color: Equipment Red

*See web site for warranty details

*Weights and capacities vary depending upon options. Published weights are reference only.

GAWR (lbs)	GVWR (lbs)	WEIGHT (lbs)	CAPACITY (lbs)	DECK WIDTH (in)	DECK LENGTH (ft)	MSRP
45,000	82,600	12,600	70,000	102"	24'	\$37,930

Subject to F.E.T. – deduct \$23.67 per tire

Manufacturer reserves the right to modify, change or discontinue models or options as seen fit without obligation to previously sold units. Written warranty covers each trailer. Some items shown may be optional equipment.



TC-9D, 10D, 12D, 14D Options

Drop-Deck Options					
Description	9D	10D	12D	14D	MSRP
TONGUE / HITCH					
Hydraulic surge brakes with freebacking (check local D.O.T. laws)	•	•	•	•	\$810
2-5/16" ball coupler	•	•	•	•	N/C
3" pintle ring	•	•	•		\$65
6-pole round plug	•	•	•	•	N/C
12K bolt-on side-wind parking jack	•	•	•		\$185
Lockable storage tray lid	•	•	•	•	\$125
Gooseneck (2-5/16" coupler) – 84" swing clearance, 39" hitch height (call if varies), tool box with lid	•	•	•	•	\$1,495
MAIN DECK					
Pallet fork holders (N/A on 14 ft. deck)	•	•	•	•	\$295
8K electric winch with 95 ft. 5/16" cable, mounted on deck side of headboard (includes battery w/charger)	•	•	•	•	\$2,195
Additional flat bar tie-downs (each)	•	•	•	•	\$25
D-ring tie downs (each)	•	•	•	•	\$35
White oak wood deck (per linear foot)	•	•	•	•	\$14
Apitong wood deck (per linear foot)	•	•	•	•	\$65
Rub rail and stake pockets (per foot)	•	•	•	•	\$43
3 ft. wood-topped beavertail w/ 5' angle-iron ramps	•	•	•	•	\$810
SUSPENSION					
EZ Lube hubs	•	•	•	•	\$190
Spare tire mount bracket, mounted curb side in front of fender (not to be used with rub rails)	•	•	•	•	\$160
Spare tire and wheel, ST225/75R15	•				\$195
Spare tire and wheel, 235/85R16		•	•	•	\$230
235/85R16, load range "G", 14-ply upgrade (in lieu of "E", 10-ply)		•	•	•	\$680
RAMPS					
Spring-assist ramp kit	•	•	•	•	\$80
Auto-Latch ramp hold-up system	•	•	•	•	\$290
Wood filled 5 ft. ramps	•	•	•	•	\$180
Full width ramps, 5 ft. long, expanded metal (solid bar hold-ups), spring-assisted	•	•	•	•	\$895
5 ft. ramps, star traction (solid bar hold-ups)	•	•	•	•	\$170
6 ft. ramps, star traction (solid bar hold-ups) (2-deg lesser load angle)	•	•	•	•	\$325
6 ft. ramps, cleated ladder style (solid bar hold-ups) (2-deg lesser load angle)	•	•	•	•	\$295
OTHER					
Special color (no metallic) – color match only – ramps painted to match	•	•	•	•	CALL
2 chock blocks with holders, located on rear of fender	•	•	•	•	\$220
Galvanizing	•	•	•	•	CALL
Trailer color options: Construction Yellow, Equipment Red, Equipment Blue, Equipment Charcoal	•	•	•	•	N/C
Change ramp color to black	•	•	•	•	N/C
Change ramp color to yellow, blue, charcoal	•	•	•	•	\$50



T-9D, 10D, 12D, 14D, 16D, 18D, 20D Options

Drop-Deck Options								
Description	9D	10D	12D	14D	16D	18D	20D	MSRP
TONGUE / HITCH								
Hydraulic surge brakes with freebacking (check local D.O.T. laws)	•	•	•					\$810
2-5/16" ball coupler	•	•	•					N/C
3" pintle ring	•	•	•					\$65
6-pole round plug	•	•	•					N/C
12K bolt-on side-wind parking jack	•	•						\$185
25K parking jack				•	•	•	•	\$185
Lockable storage tray lid	•	•	•	•	•	•	•	\$125
Gooseneck (2-5/16" coupler) – 84" swing clearance, 39" hitch height (call if varies), tool box with lid	•	•	•	•	•	•	•	\$1,495
MAIN DECK								
Pallet fork holders (N/A on 14 ft. deck)	•	•	•	•	•	•	•	\$295
8K electric winch with 95 ft. 5/16" cable, mounted on deck side of headboard (includes battery w/charger)	•	•	•	•	•	•	•	\$2,195
D-ring tie downs (each)	•	•	•	•	•	•	•	\$35
Apitong wood deck (per linear foot)	•	•	•	•	•	•	•	\$65
Rub rail and stake pockets (per foot)	•	•	•	•	•	•	•	\$27
3 ft. wood-topped beavertail with 5 ft. ladder style ramps w/solid bar ramp hold-ups	•	•	•	•	•	•	•	\$810
Side-load paver option, includes: (2) 12K jacks on headboard, steel deck extension ahead of fenders, (2) side load ramps with under-deck ramp storage					•	•	•	\$4,500
SUSPENSION								
Spare tire mount bracket, mounted curb side in front of fender (not to be used with rub rails)	•	•	•	•	•	•	•	\$160
Spare tire and wheel, 235/85R16	•	•	•					\$230
235/85Rx16, load range "G", 14-ply upgrade (in lieu of "E", 10-ply)	•	•	•					\$680
Spare tire and wheel, 215/75R17.5				•	•	•	•	\$480
Spare tire and wheel, 235/75R17.5				•	•	•	•	\$520
RAMPS								
Wood filled 5 ft. ramps	•	•	•					\$180
Wood filled 6 ft. ramps (solid bar hold-ups)				•	•	•	•	\$275
Full width ramps, 5 ft. long, expanded metal (solid bar hold-ups), spring-assisted	•	•	•					\$895
5 ft. ramps, star traction (solid bar hold-ups)	•	•	•					\$170
6 ft. ramps, star traction (solid bar hold-ups) (2-deg lesser load angle)	•	•	•	•	•	•	•	\$325
6 ft. ramps, cleated ladder style (solid bar hold-ups) (2-deg lesser load angle)	•	•	•					\$295
OTHER								
Special color (no metallic) – color match only – ramps painted to match	•	•	•	•	•	•	•	CALL
2 chock blocks with holders, located on rear of fender	•	•	•	•	•	•	•	\$220
Galvanizing	•	•	•	•	•	•	•	CALL
Trailer color options: Construction Yellow, Equipment Red, Equipment Blue, Equipment Charcoal	•	•	•	•	•	•	•	N/C
Change ramp color to black	•	•	•	•	•	•	•	N/C
Change ramp color to yellow, blue, charcoal	•	•	•	•	•	•	•	\$50



T-9P, 10P, 12P Options

Pan Deck Options				
Description	9P	10P	12P	MSRP
TONGUE / HITCH				
Hydraulic surge brakes with freebacking (check local D.O.T. laws)	•	•	•	\$810
2-5/16" ball coupler	•	•	•	N/C
3" pintle ring	•	•	•	\$65
6-pole round plug	•	•	•	N/C
12K bolt-on parking jack	•	•		\$185
Lockable storage tray lid	•	•	•	\$125
Gooseneck (2-5/16" coupler) – 84" swing clearance, 39" hitch height (call if varies), tool box with lid	•	•	•	\$1,495
MAIN DECK				
Steel 7 ga. Plate floor in lieu of wood, per foot	•	•	•	\$45
Steel 3/16" diamond plate floor in lieu of wood, per foot	•	•	•	\$110
Pallet fork holders (N/A on 14 ft. deck)	•	•	•	\$295
8K electric winch with 95 ft. 5/16" cable, mounted on deck side of headboard (includes battery w/charger)	•	•	•	\$2,195
Additional D-ring tie downs (each)	•	•	•	\$35
Apitong wood deck (per linear foot)	•	•	•	\$65
SUSPENSION				
Spare tire mount bracket, mounted curb side in front of fender	•	•	•	\$160
Spare tire and wheel, 235/85R16	•	•	•	\$230
235/85Rx16, load range "G", 14-ply upgrade (in lieu of "E", 10-ply)	•	•	•	\$680
RAMPS				
Wood filled 5 ft. ramps	•	•	•	\$180
Full width ramps, 5 ft. long, expanded metal (solid bar hold-ups), spring-assisted	•	•	•	\$895
6 ft. scissor lift ramps, star traction (10 deg. Load angle - solid bar hold-ups)	•	•	•	\$395
OTHER				
Special color (no metallic) – color match only – ramps painted to match	•	•	•	CALL
2 chock blocks with holders, located on rear of fender	•	•	•	\$220
Galvanizing	•	•	•	CALL
Trailer color options: Construction Yellow, Equipment Red, Equipment Blue, Equipment Charcoal	•	•	•	N/C
Change ramp color to black	•	•	•	N/C
Change ramp color to yellow, blue, charcoal	•	•	•	\$50



T-5HD, 9HD Options

Small HD Options			
Description	5HD	9HD	MSRP
TONGUE / HITCH			
Hydraulic surge brakes with freebacking (check local D.O.T. laws)	•		\$870
Hydraulic surge brakes with freebacking (check local D.O.T. laws)		•	\$950
3" pintle ring	•	•	N/C
6-pole round plug	•	•	N/C
12K bolt-on parking jack W/Spring foot	•	•	\$195
Hydraulic parking jack	•	•	\$806
Gooseneck (2-5/16" coupler) – 84" swing clearance, 39" hitch height (call if varies), tool box with lid	•	•	\$1,575
MAIN DECK			
Roll tarp system - 12" (fits 8', 10', and 12' boxes)	•	•	\$540
Increase side height 12" (per foot)	•	•	\$50
Increase side height 6" (per foot)	•	•	\$40
12" Solid Steel Side Extension (removeable/per foot)	•	•	\$50
24" Solid Steel Side Extension (removeable/per foot)	•	•	\$70
Tarp Securement Rod per foot	•	•	\$14
24" Mesh Steel Side Extension (removeable/per foot)	•	•	\$85
Add D-ring tie downs (each)	•	•	\$35
Additional stake pockets (each)	•	•	\$40
Board slots (bolt-on)	•	•	\$340
SUSPENSION			
Torsion axle upgrade (per axle)	•	•	\$225
Spare tire carrier	•	•	\$170
Spare tire and wheel, radial	•	•	\$205
RAMPS			
Steel cleated ramps with side carrier	•		\$725
OTHER			
Special color (no metallic) – color match only	•	•	CALL
2 chock blocks with holders, located on front of fender on curb side	•	•	\$232
Wireless remote for pump	•	•	\$255
On-board charger (110v plug-in)	•	•	\$135
Solar charger	•	•	\$395
Galvanizing	•	•	CALL
Color options: CAT Yellow, IH Red, Ford Blue, Tool Gray, JD Green, Kubota Orange, Forest Green	•	•	N/C
Rock Guard applied to A-Frame front, fenders, and light boxes, under paint (not polyurethane coat)	•	•	\$660



T-10HD, 12HD, 14HD Options

Hydraulic Dump Options				
Description	10HD	12HD	14HD	MSRP
TONGUE / HITCH				
Hydraulic surge brakes with freebacking (check local D.O.T. laws)	•	•		\$950
3" pintle ring	•	•	•	N/C
6-pole round plug	•	•	•	N/C
Hydraulic parking jack	•	•	•	\$806
Gooseneck (2-5/16" coupler) – 84" swing clearance, 39" hitch height (call if varies), tool box with lid	•	•	•	\$1,575
MAIN DECK				
Swing-away side panel in front of fender - per side	•	•	•	\$410
93" width deck-over with 24" sides, per foot	•	•	•	\$85
Roll tarp system - 12'	•	•	•	\$540
Roll tarp system - 14'	•	•	•	\$560
Roll tarp system - 16'	•	•	•	\$590
Roll tarp system - 18'			•	\$625
84" bed width (incl. 7000 lb. straight axles, 5/8" wheel studs, and 17.5 H-range tires)	•	•	•	\$1,260
45" tall sides (per foot of trailer)	•	•	•	\$90
Hoist upgrade 9-ton	•	•		\$740
Hoist upgrade 12-ton			•	\$1,340
Add D-ring tie downs (each)	•	•	•	\$35
Additional stake pockets (each)	•	•	•	\$40
Board slots (bolt-on)	•	•	•	\$340
Pallet fork holders - not available on 12' or 14' if you have a hoist upgrade	•	•	•	\$400
Drop-leg load stands (per pair)	•	•	•	\$160
SUSPENSION				
Torsion axle upgrade (per axle) 7K Axle	•	•		\$225
Torsion axle upgrade (per axle) 8K Axle			•	\$580
3rd axle (tri-axle) (7K)	•	•	•	\$1,430
Aluminum wheel upgrade (each) (16" wheels)	•	•		\$210
Aluminum wheel upgrade (each) (17.5" wheels)			•	\$325
Spare tire carrier	•	•	•	\$170
Spare tire and wheel, 235/80R16	•	•		\$295
Spare tire and wheel, 215/75R x 17.5			•	\$510
235/85R16, load range "G", 14-ply upgrade (in lieu of "E", 10-ply)	•	•		\$720
RAMPS				
Mesh ramps	•	•	•	\$205
REAR GATE				
Tri-swing gate	•	•	•	N/C
5-ft. landscape gate (must have 24" sides)	•	•	•	\$265
OTHER				
Special color (no metallic) – color match only	•	•	•	CALL
2 chock blocks with holders	•	•	•	\$232
Wireless remote for pump	•	•	•	\$255
On-board charger (110v plug-in)	•	•	•	\$135
Solar charger	•	•	•	\$395
Galvanizing	•	•	•	CALL
Color options: CAT Yellow, IH Red, Ford Blue, Tool Gray, JD Green, Kubota Orange, Forest Green	•	•	•	N/C
Rock Guard applied to A-Frame front, fenders, and light boxes, under paint (not polyurethane coat)	•	•	•	\$660



T-3DT, 5DT Options

Small DT Options			
Description	3DT	5DT	MSRP
TONGUE / HITCH			
Hydraulic surge brakes with freebacking (check local D.O.T. laws)	•	•	\$708
2-5/16" ball coupler	•	•	N/C
3" pintle ring		•	\$65
6-pole round plug	•	•	N/C
MAIN DECK			
Oak wood in lieu of steel	•		\$250
Apitong, price per foot	•	•	\$65
Steel 7 ga. plate floor in lieu of wood, price per foot		•	\$45
Spare Tire Mounting Bracket curb side tongue		•	\$160
Add tie downs (each)	•	•	\$35
Deck cushion cylinder	•	•	\$605
SUSPENSION			
Spare tire and wheel, ST225/75Rx15	•		\$195
Spare tire and wheel, 235/85R16		•	\$230
RAMPS			
Scissor Lift (SL) Option (ramps are red)		•	\$695
OTHER			
Special color (no metallic) – color match only	•	•	CALL
2 chock blocks with holder, located on rear of fender	•	•	\$220
Galvanizing	•	•	CALL
Trailer color options: Construction Yellow, Equipment Red, Equipment Blue, Equipment Charcoal	•	•	N/C
Change ramp color to black	•	•	N/C
Change ramp color to yellow, blue, charcoal	•	•	\$50



T-9DT, 10DT, 12DT, 14DT, 16DT Options

Drop-Deck Tilt Options						
Description	9T	10T	12T	14T	16T	MSRP
TONGUE / HITCH						
Hydraulic surge brakes with freebacking (check local D.O.T. laws)	•	•	•			\$810
2-5/16" ball coupler	•	•	•	•	•	N/C
3" pintle ring	•	•	•			\$65
6-pole round plug	•	•	•	•	•	N/C
12K bolt-on side-wind parking jack	•	•				\$185
25K 2-speed parking jack upgrade			•	•	•	\$185
Lockable storage tray lid	•	•	•	•	•	\$125
Gooseneck (2-5/16" coupler) – 84" swing clearance, 39" hitch height (call if varies), tool box with lid	•	•	•	•	•	\$1,495
MAIN DECK						
Pallet fork holders (on 16 ft. or longer decks only)	•	•	•	•	•	\$295
8K electric winch with 60 ft. 3/8" cable, mounted on front side of headboard (includes battery w/charger)	•	•	•	•	•	\$2,195
4' stationary deck option (adds 400 lbs. to GVWR)	•	•	•	•	•	\$995
5' stationary deck option (adds 500 lbs. to GVWR)	•	•	•	•	•	\$1,150
6' stationary deck option (adds 600 lbs. to GVWR)	•	•	•	•	•	\$1,300
Apitong (per foot)	•	•	•	•	•	\$65
Additional tie-downs (each)	•	•	•	•	•	\$35
SUSPENSION						
Spare tire mount bracket (inside tongue) - must have at least 12K jack	•	•	•	•	•	\$160
Spare tire and wheel, 235/85R16	•	•	•			\$230
235/85R16, load range "G", 14-ply upgrade (in lieu of "E", 10-ply)	•	•	•			\$680
Spare tire and wheel, 215/75R17.5				•	•	\$480
OTHER						
Special color (no metallic) – color match only – ramps painted to match	•	•	•	•	•	CALL
2 chock blocks with holders, located on rear of fender	•	•	•	•	•	\$220
Galvanizing	•	•	•	•	•	CALL
Trailer color options: Construction Yellow, Equipment Red, Equipment Blue, Equipment Charcoal	•	•	•	•	•	N/C
Change ramp color to black	•	•	•	•	•	N/C
Change ramp color to yellow, blue, charcoal	•	•	•	•	•	\$50



T-12T, 14T, 16T Options

Small Deck-Over Tilt Options				
Description	12T	14T	16T	MSRP
TONGUE / HITCH				
Hydraulic surge brakes with freebacking (check local D.O.T. laws)	•			\$810
2-5/16" ball coupler	•	•	•	N/C
3" pintle ring	•			\$65
6-pole round plug	•	•	•	N/C
25K 2-speed parking jack upgrade	•	•	•	\$185
Lockable storage tray lid	•	•	•	\$125
Gooseneck (2-5/16" coupler) – 84" swing clearance, 39" hitch height (call if varies), tool box with lid	•	•	•	\$1,495
MAIN DECK				
8K electric winch with 60 ft. 3/8" cable, mounted on front side of headboard (includes battery w/charger)	•	•	•	\$2,195
4' stationary deck option (adds 400 lbs. to GVWR)	•	•	•	\$995
6' stationary deck option (adds 600 lbs. to GVWR)	•	•	•	\$1,300
Apitong (per foot)	•	•	•	\$65
Additional tie-downs (each)	•	•	•	\$35
SUSPENSION				
Spare tire mount bracket	•	•	•	\$160
Spare tire and wheel, 235/85R16	•			\$230
235/85Rx16, load range "G", 14-ply upgrade (in lieu of "E", 10-ply)	•			\$680
Spare tire and wheel, 215/75R17.5		•	•	\$480
OTHER				
Special color (no metallic) – color match only – ramps painted to match	•	•	•	CALL
2 chock blocks with holders, located on rear of fender	•	•	•	\$220
Galvanizing	•	•	•	CALL
Trailer color options: Construction Yellow, Equipment Red, Equipment Blue, Equipment Charcoal	•	•	•	N/C
Change ramp color to black	•	•	•	N/C
Change ramp color to yellow, blue, charcoal	•	•	•	\$50



T-20T, 24T, 30T, 40T, 50T Options

Deck-Over Tilt Options						
Description	20T	24T	30T	40T	50T	MSRP
TONGUE / HITCH						
Tongue length, add per foot (2 ft. max)	•	•	•	•	•	\$250
6-pole round plug	•	•				N/C
Gooseneck (2-5/16" coupler) – 84" swing clearance, 39" hitch height (call if varies), tool box with lid	•	•				\$1,690
Gooseneck (3" coupler) – 84" swing clearance, 39" hitch height (call if varies), tool box with lid			•			\$1,985
Rigid Gooseneck (10 ft. top, 84" swing clearance, 16" king pin setting)	•	•	•	•	•	\$3,520
Upgrade 25K parking jacks	•	•				\$185
Dual 25K parking jacks			•	•	•	\$395
30-deg. Sloped neck	•	•	•	•	•	\$1,875
MAIN DECK						
Deduct for non-stationary deck	•	•	•	•		-\$685
6 ft. stationary platform deck	•	•	•	•		\$880
8 ft. stationary platform deck	•	•	•	•	•	\$1,320
10 ft. stationary platform deck			•	•	•	\$1,760
Apitong (per foot)	•	•	•	•	•	\$65
Additional tie-downs (each)	•	•	•	•	•	\$35
SUSPENSION						
Hutchens 9700 adjustable suspension	•	•				\$695
Air Ride suspension (raises deck 1.5")				•		\$3,400
Air Ride suspension (raises deck 1.5")					•	\$4,975
Air lift axle (upgrade to Air Ride recommended on all axles)					•	\$3,695
25K axle upgrade (each)				•	•	\$340
Sensors on 2 axles (4S/2M)	•	•		•	•	\$575
Sensors on 3 axles (6S/3M)					•	\$1,265
Spare tire mount bracket, mounted flat on tongue	•	•	•	•	•	\$160
Spare tire and wheel, 235/85R16	•	•				\$250
Spare tire and wheel, 215/75R17.5, load range H			•	•	•	\$525
235/75Rx17.5 tire upgrade (deduct \$23.67 per tire F.E.T.), per tire			•	•	•	\$55
RAMPS						
6'-0" wood filled flip-over ramp with 6° incline (non-removable)	•	•	•	•	•	\$1,520
6'-0" aluminum paver ramp (loose) per pair	•	•	•	•	•	\$1,550
OTHER						
Special color (no metallic) – color match only – ramps painted to match	•	•	•	•	•	CALL
2 chock blocks with holders, located on rear of fender	•	•	•	•	•	\$220
Galvanizing	•	•	•	•	•	CALL
Trailer color options: Construction Yellow, Equipment Red, Equipment Blue, Equipment Charcoal	•	•	•	•	•	N/C



T-24TA, 40TA, 50TA Options

Deck-Over Air Tilt Options				
Description	24TA	40TA	50TA	MSRP
TONGUE / HITCH				
Tongue length, add per foot (2 ft. max)	•	•	•	\$250
Gooseneck (2-5/16" coupler) – 84" swing clearance, 39" hitch height (call if varies), adds 1 ft. of stationary deck	•			\$2,285
Rigid Gooseneck (10 ft. top deck, 84" swing clearance, 16" king pin setting), adds 1 ft. of stationary deck	•	•	•	\$4,145
MAIN DECK				
12K electric winch with 125 ft. of cable, mounted on deck (corded remote, wiring to rear of truck)	•	•	•	\$2,690
Battery Kit with Charger for Winch (Installed)	•	•	•	\$515
Apitong (per foot)	•	•	•	\$65
Additional tie-downs (each)	•	•	•	\$35
Stake pockets (each)	•	•	•	\$35
Rub rail and stake pockets (per foot)	•	•	•	\$50
SUSPENSION				
25K axle upgrade (each)		•	•	\$340
Sensors on 2 axles (4S/2M)	•	•	•	\$575
Sensors on 3 axles (6S/3M)			•	\$1,265
Air Ride Air Lift front Axle (T-50TA only)			•	\$3,695
Spare tire mount bracket	•	•	•	\$160
Spare tire and wheel, 235/85R16	•			\$250
Spare tire and wheel, 215/75R17.5, load range H			•	\$525
Spare tire and wheel, 235/75R17.5 load range H		•		\$580
235/85R 16 load range G tire upgrade	•			\$1,360
235/75Rx17.5 tire upgrade (deduct \$23.67 per tire F.E.T.), per tire			•	\$55
RAMPS				
6" x 36" wood-topped air ramps	•	•	•	\$3,415
OTHER				
Special color (no metallic) – color match only – ramps painted to match	•	•	•	CALL
2 chock blocks with holders, located under deck ahead of axles	•	•	•	\$220
Galvanizing	•	•	•	CALL
Trailer color options: Construction Yellow, Equipment Red, Equipment Blue, Equipment Charcoal	•	•	•	N/C



TC-9, 10, 12, 14, 16, 18-3, 20, 24 Options

Deck-Over Options									
Description	9	10	12	14	16	18-3	20	24	MSRP
TONGUE / HITCH									
2-5/16" ball coupler	•	•	•						N/C
6-pole round plug	•	•	•	•	•	•			N/C
Lockable storage tray lid	•	•	•	•	•	•	•	•	\$125
Gooseneck (2-5/16" coupler) – 84" swing clearance, 39" hitch height (call if varies), tool box with lid	•	•	•	•	•	•			\$1,495
Gooseneck (2-5/16" coupler) – 84" swing clearance, 39" hitch height (call if varies), tool box with lid							•	•	\$1,690
25K 2-speed parking jack (to replace std 12K option)							•	•	\$185
Dual 12K parking jacks							•	•	\$360
Dual 25K parking jacks							•	•	\$690
2-speed 12K drop-leg jack (each)							•	•	\$200
MAIN DECK									
Additional deck length (up to 4 ft. additional) per foot-call for additional	•	•	•	•	•	•	•	•	\$360
Additional D-Rings (each)	•	•	•	•	•	•	•	•	\$35
Additional stake pockets (each)	•	•	•	•	•	•	•	•	\$35
Rub rail with stake pockets in lieu of D-rings (per foot of deck length)	•	•	•	•					\$27
Rub rail with stake pockets in lieu of D-rings (per foot of deck length)					•	•	•	•	\$50
Apitong wood deck (per linear foot)	•	•	•	•	•	•	•	•	\$65
SUSPENSION									
Sensors on 2 axles (4S/2M)							•	•	\$575
Spare tire mount bracket, mounted flat on tongue	•	•	•	•	•	•	•	•	\$160
E-Z Lube hubs	•	•	•	•					\$190
Spare tire and wheel, ST225/75R15	•								\$195
Spare tire and wheel, 235/85R16, load range E		•	•	•		•			\$230
Spare tire and wheel, 235/85R16, load range E (for dual wheels)							•	•	\$250
235/85Rx16, load range "G", 14-ply upgrade (in lieu of "E", 10-ply)			•	•					\$680
235/85Rx16, load range "G", 14-ply upgrade (in lieu of "E", 10-ply)						•			\$1,020
235/85Rx16, load range "G", 14-ply upgrade (in lieu of "E", 10-ply)							•	•	\$1,360
Spare tire and wheel, 215/75R17.5					•				\$480
RAMPS									
Wood beavertail					•	•	•	•	\$185
Spring-assist ramps	•	•	•	•					\$80
Two-way spring-assist ramps					•	•	•	•	\$145
Wood filled 5 ft. ramps	•	•	•	•	•	•	•	•	\$180
Full width ramps, 5 ft. long, mesh or star plate (solid-bar hold-ups)	•	•	•	•					\$895
Air operated ramps, 5'x22", steel cleat or wood top (available on air brake only), requires 22 ft. main deck							•	•	\$2,995
OTHER									
Special color (no metallic) – color match only – ramps painted to match	•	•	•	•	•	•	•	•	CALL
2 chock blocks and holder mounted curb side under deck ahead of wheels	•	•	•	•	•	•	•	•	\$220
Galvanizing	•	•	•	•	•	•	•	•	CALL
Trailer color options: Construction Yellow, Equipment Red, Equipment Blue, Equipment Charcoal	•	•	•	•	•	•	•	•	N/C
Change ramp color to black	•	•	•	•	•	•	•	•	N/C
Change ramp color to yellow, blue, charcoal	•	•	•	•	•	•	•	•	\$50



T-20, 20LP, 24, 24LP, 30 Options

Deck-Over Options						
Description	20	20LP	24	24LP	30	MSRP
TONGUE / HITCH						
Tongue length, add per foot (2 ft. max)	•	•	•	•	•	\$250
Gooseneck (2-5/16" coupler) – 84" swing clearance, 39" hitch height (call if varies), tool box with lid	•	•	•	•		\$1,690
Gooseneck (3" coupler) – 84" swing clearance, 39" hitch height (call if varies), tool box with lid					•	\$1,985
Rigid Gooseneck (10 ft. top, 84" swing clearance, 16" king pin setting)	•	•	•	•	•	\$3,520
2-5/16" folding ball plate	•	•	•	•		\$220
25K 2-speed parking jack (to replace std 12K option)	•	•	•	•		\$185
Dual 12K parking jacks	•	•	•	•		\$360
Dual 25K parking jacks	•	•	•	•		\$690
Dual 25K parking jacks on T-30 (comes with single 25K jack std)					•	\$395
2-speed 12K drop-leg jack (each)	•	•	•	•		\$200
MAIN DECK						
Additional deck length (up to 4 ft. additional) per foot-call for additional	•	•	•	•	•	\$360
Additional D-rings or stake pockets (each)	•	•	•	•	•	\$35
Rub rail with stake pockets in lieu of D-rings (per foot of deck length)	•	•	•	•	•	\$50
Battery Kit w/charger for bifold ramp or electric over hydraulic ramp (installed)	•	•	•	•	•	\$565
12K Electric winch (includes 125 ft. x 3/8" cable, corded remote, wiring to rear of truck)	•	•	•	•	•	\$2,690
Battery Kit w/charger for winch (installed)	•	•	•	•	•	\$515
Apitong wood deck (per linear foot)	•	•	•	•	•	\$65
Sliding winch track (per foot) – curb side standard	•	•	•	•	•	\$40
Sliding winch, 4" for winch track (each)	•	•	•	•	•	\$45
Winch for cargo straps (each - P/N 37-2023) – welded on, curb side standard, 4"	•	•	•	•	•	\$55
4" x 30 ft. cargo straps with flat hook (each)	•	•	•	•	•	\$35
SUSPENSION						
Sensors on 2 axles (4S/2M)	•	•	•	•		\$575
Spare tire mount bracket, mounted flat on tongue	•	•	•	•	•	\$160
Spare tire and wheel, 235/85R16, load range E	•	•	•	•		\$250
235/85R16, load range "G", 14-ply upgrade (in lieu of "E", 10-ply)	•	•	•	•		\$1,360
Spare tire and wheel, 215/75R17.5, load range H					•	\$525
Tire upgrade, 235/75R17.5, (per tire)					•	\$55
RAMPS						
Wood filled beavertail in lieu of angle iron	•	•	•	•	•	\$185
6-foot angle-iron beavertail	•	•	•	•	•	\$465
Double-Break Beavertail (7'-6") with 6-foot spring-assist ramps	•	•	•	•	•	\$875
Bucket well in beavertail	•	•	•	•	•	\$660
Third ramp	•	•	•	•	•	\$555
6-foot steel cleated ramps	•	•	•	•	•	\$175
6-foot wood filled ramps	•	•	•	•	•	\$320
5 ft. wood filled ramps in lieu of angle iron	•	•	•	•	•	\$180
Air operated ramps, 5'x22", steel cleat or wood top (available on air brake only), requires 22 ft. main deck	•	•	•	•		\$2,995
Elec over Hydraulic operated ramps, 5'x22", steel cleat or wood top, requires 22 ft. main deck	•	•	•	•	•	\$3,470
OTHER						
Special color (no metallic) – color match only – ramps painted to match	•	•	•	•	•	CALL
2 chock blocks and holder mounted curb side under deck ahead of wheels	•	•	•	•	•	\$220
Galvanizing	•	•	•	•	•	CALL
Trailer color options: Construction Yellow, Equipment Red, Equipment Blue, Equipment Charcoal	•	•	•	•	•	N/C
Change ramp color to black	•	•	•	•	•	N/C
Change ramp color to yellow, blue, charcoal	•	•	•	•	•	\$50



T-40, 40LP, 50, 50LP Options

Deck-Over Options					
Description	40	40LP	50	50LP	MSRP
TONGUE / HITCH					
Tongue length, add per foot (2 ft. max)	•	•	•	•	\$250
Dual 25K parking jacks	•	•	•	•	\$395
MAIN DECK					
Additional deck length (up to 4 ft. additional) per foot-call for additional	•	•	•	•	\$360
Additional D-rings or stake pockets (each)	•	•	•	•	\$35
Rub rail with stake pockets in lieu of D-rings (per foot of deck length)	•	•	•	•	\$50
12K Electric winch (includes 125 ft. x 3/8" cable, corded remote, wiring to rear of truck)	•	•	•	•	\$2,690
Battery Kit w/charger for winch (installed)	•	•	•	•	\$515
Battery Kit w/charger for bifold ramp or electric over hydraulic ramp (installed)	•	•	•	•	\$565
Apitong wood deck (per linear foot)	•	•	•	•	\$65
Sliding winch track (per foot) – curb side standard	•	•	•	•	\$40
Sliding winch, 4" for winch track (each)	•	•	•	•	\$45
Winch for cargo straps (each - P/N 37-2023) – welded on, curb side standard, 4"	•	•	•	•	\$55
4" x 30 ft. cargo straps with flat hook (each)	•	•	•	•	\$35
SUSPENSION					
55" axle spread			•	•	\$705
60" axle spread			•	•	\$1,085
Sensors on 2 axles (4S/2M)	•	•	•	•	\$575
Sensors on 3 axles (6S/3M)			•	•	\$1,265
25K axle upgrade (per axle)	•	•	•	•	\$225
Air Ride Suspension, 22.5K (includes dump valve), raises deck height 1.5"	•	•			\$3,400
Air Ride Suspension, 22.5K (includes dump valve), raises deck height 1.5"			•	•	\$4,975
Air lift axle (upgrade to Air Ride recommended on all axles)			•		\$3,695
Spare tire mounting bracket, mounted on tongue, curb side	•	•	•	•	\$160
Spare tire and wheel, 215/75R17.5, load range H			•	•	\$525
Spare tire and wheel, 235/75R17.5, load range H	•	•			\$580
RAMPS					
Wood filled beavertail in lieu of angle iron	•	•	•	•	\$185
6-foot angle-iron beavertail	•	•	•	•	\$465
Double-Break Beavertail (7'-6") with 6-foot spring-assist ramps	•	•	•	•	\$875
Bucket well in beavertail	•	•	•	•	\$660
Third ramp	•	•	•	•	\$555
6-foot steel cleated ramps	•	•	•	•	\$175
6-foot wood filled ramps	•	•	•	•	\$320
5 ft. wood filled ramps in lieu of angle iron	•	•	•	•	\$180
Air operated ramps, 5'x22", steel cleat or wood top (available on air brake only), requires 24 ft. main deck	•	•	•	•	\$2,995
Air operated ramps, 5'x36", steel cleat or wood top (available on air brake only), requires 24 ft. main deck	•	•	•	•	\$3,265
Air operated ramps, 6'x22", steel cleat or wood top (available on air brake only), requires 24 ft. main deck	•	•	•	•	\$3,145
Air operated ramps, 6'x36", steel cleat or wood top (available on air brake only), requires 24 ft. main deck	•	•	•	•	\$3,415
Elec-over-hyd option, in lieu of air operated (add to air operated price)	•	•	•	•	\$475
Bi-fold ramps, elec-over-hyd, 11' at 9°, includes 6' at 8° wood filled beavertail (26' min. deck length required)	•	•	•	•	\$8,890
OTHER					
Special color (no metallic) – color match only – ramps painted to match	•	•	•	•	CALL
2 chock blocks and holder mounted curb side under deck ahead of wheels	•	•	•	•	\$220
Galvanizing	•	•	•	•	CALL
Trailer color options: Construction Yellow, Equipment Red, Equipment Blue, Equipment Charcoal	•	•	•	•	N/C
Change ramp color to black	•	•	•	•	N/C
Change ramp color to yellow, blue, charcoal	•	•	•	•	\$50

Manufacturer reserves the right to modify, change or discontinue models or options as seen fit without obligation to previously sold units. Written warranty covers each trailer. Some items shown may be optional equipment.

USA DESIGNED AND BUILT
©Copyright Monroe Towmaster, LLC.



T-50RG, 70RG Options

RG Deck-Over Options			
Description	50RG	70RG	MSRP
TONGUE / HITCH			
30-degree sloped gooseneck	•	•	\$1,875
Integrated dual storage trays with lids	•	•	\$495
MAIN DECK			
Additional deck length (up to 34 ft. total deck length), priced per foot-call for additional	•	•	\$480
Additional D-rings or stake pockets (each)	•	•	\$35
Rub rail with stake pockets in lieu of D-rings (per foot of deck length)	•	•	\$50
12K Electric winch (includes 125 ft. x 3/8" cable, corded remote, wiring to rear of truck)	•	•	\$2,690
Battery Kit w/charger for bifold ramp or electric over hydraulic ramp (installed)	•	•	\$565
Battery Kit w/charger for winch (installed)	•	•	\$515
Apitong wood deck (per linear foot)	•	•	\$65
Sliding winch track (per foot) – curb side standard	•	•	\$40
Sliding winch, 4" for winch track (each)	•	•	\$45
Winch for cargo straps (each - P/N 37-2023) – welded on, curb side standard, 4"	•	•	\$55
4" x 30 ft. cargo straps with flat hook (each)	•	•	\$35
SUSPENSION			
Sensors on 2 axles (4S/2M)	•	•	\$690
25K axle upgrade (per axle)	•	•	\$225
Air Ride Suspension, 22.5K (includes dump valve), raises deck height 1.5"	•	•	\$3,400
Spare tire mounting bracket, mounted on gooseneck	•	•	\$160
Spare tire and wheel, 215/75R17.5, load range H	•	•	\$525
22.5 wheel/brake option (includes 255/70R22.5 tire, 10-bolt wheels, 16.5x7 air brakes)		•	\$1,430
Tire upgrade, 235/75R17.5 (ea)	•		\$55
RAMPS			
Wood filled beavertail in lieu of angle iron	•	•	\$185
5-foot angle-iron beavertail		•	\$395
6-foot angle-iron beavertail	•	•	\$465
Double-Break Beavertail (7'-6") with 6-foot spring-assist ramps	•	•	\$875
Bucket well in beavertail	•	•	\$660
Third ramp	•	•	\$555
6-foot steel cleated ramps	•	•	\$175
6-foot wood filled ramps	•	•	\$320
5 ft. wood filled ramps in lieu of angle iron	•	•	\$180
6'-0" aluminum ramps to load top deck (17-degree load angle)	•	•	\$1,525
Upper deck ramp storage for aluminum ramps (under top deck)	•	•	\$395
Air operated ramps, 5'x22", steel cleat or wood top	•	•	\$2,995
Air operated ramps, 5'x36", steel cleat or wood top	•	•	\$3,265
Air operated ramps, 6'x22", steel cleat or wood top	•	•	\$3,145
Air operated ramps, 6'x36", steel cleat or wood top	•	•	\$3,415
Elec-over-hyd option, in lieu of air operated (add to air operated price)	•	•	\$475
Bi-fold ramps, elec-over-hyd, 11' at 9°, includes 6' at 8° wood filled beavertail (26' min. deck length required)	•	•	\$8,890
OTHER			
Special color (no metallic) – color match only – ramps painted to match	•	•	CALL
2 chock blocks and holder mounted curb side under deck ahead of wheels	•	•	\$220
Galvanizing	•	•	CALL
Trailer color options: Construction Yellow, Equipment Red, Equipment Blue, Equipment Charcoal	•	•	N/C
Change ramp color to black	•	•	N/C
Change ramp color to yellow, blue, charcoal	•	•	N/C
<p>Manufacturer reserves the right to modify, change or discontinue models or options as seen fit without obligation to previously sold units. Written warranty covers each trailer. Some items shown may be optional equipment.</p>			

This page left blank.



Monroe Towmaster, LLC.

**61381 US Hwy 12
Litchfield, MN 55355**

Phone: 320-693-7900

Toll Free: 800-462-4517

Fax: 320-693-7921

•

Parts Department

Phone: 320-593-4595

Toll Free: 866-239-2221

Fax: 320-693-5703

•

Shipping Department

Phone: 320-593-4554

Toll Free: 800-642 0742

Fax: 320-693-2047

•

towmaster.com