



## FIRST SECTION

**FORM A - OFFEROR IDENTIFICATION & AUTHORIZED SIGNATORY**  
(DO NOT handwrite this Form. Information must be typed in.)

Invitation No.: SM10-20

Invitation Title: Street Maintenance Equipment

Offeror Company: Bergkamp Inc.

(Legal name of business which will appear on contract, if awarded)

Offeror Status: ☒ Manufacturer

☐ Dealer/Distributor

☐ Other

Response Type(1): ☒ Single Offeror Acting  
Alone Or As Lead

☐ Multiple Offerors  
Acting Jointly

Contract Signatory(2): William Cooper

Title: Vice President/CCO

Mailing Address(3): 3040 Emulsion Drive

Salina

KS 67401

Street/PO Box

City

State & Zip

Physical Address: 3040 Emulsion Drive

Salina

KS 67401

Street

City

State & Zip

Phone: 785-825-1375

Fax:

785-825-4269

Email Address: [bille@bergkampinc.com](mailto:bille@bergkampinc.com)

Federal Tax ID No.: 48-0853747

Web Page URL: [www.bergkampinc.com](http://www.bergkampinc.com)

(1) If Joint Offering, all parties must submit a signed Form A. A contract will be offered to each.

(2) Person who will sign final contract documents if an award is made.

(3) Address to which final contract documents would be sent for signature.

**Member Contact Information**

Contact Person(4): Todd Bigler

Title: Government Sales Manager

Mailing Address: 3040 Emulsion Drive

Salina

KS 67401

Street/PO Box

City

State & Zip

Physical Address: 3040 Emulsion Drive

Salina

KS 67401

Street

City

State & Zip

Toll Free Phone: 800-283-7226

Fax: 785-825-4269

Email Address: [toddb@bergkampinc.com](mailto:toddb@bergkampinc.com)

(4) Person who End Users will contact for product information and to get pricing quotes.

**The Signatory below, on behalf of Offeror:**

- Acknowledges having thoroughly reviewed the Invitation;
- Attests to having the authority to sign this response and commit Offeror to honor all requirements;
- Makes, under penalty of perjury, all required Offeror Certifications as detailed in General Terms;
- Certifies that all information provided in this Response is true and correct.

Signature: William B. Cooper

Title: Vice President/CCO

Printed Name: William Cooper

Date: 4-17-2020

**FORM B - HISTORICALLY UNDERUTILIZED BUSINESS ENTERPRISES**

Procurement No.: SM10-20

Title: Street Maintenance Equipment

Offeror: Bergkamp Inc.

Most, if not all, of the Members of HIGACBuy are subject to various requirements relative to purchasing goods and services from Historically Underutilized Business Enterprises (HUBs) (See Note 1). These requirements are promulgated by federal and state governmental authorities, and include measureable criteria such as 'percentage of total dollars spent directed to HUBs', 'number of HUB contractors used', 'HUB subcontractors employed by primary contractors', etc. These requirements are generally formalized in goal oriented programs.

HIGACBuy is committed to promoting full and equal business opportunities for HUB contractors, and to assisting Cooperative Purchasing Program (COOP) Members in meeting mandated HUB goals. In that regard, Contractor shall make a good faith effort to use the services of Certified/Listed (See Note 2) HUBs whenever possible.

As part of a good faith effort, Contractor agrees to work with and assist HIGACBuy Members in meeting HUB targets and goals, as may be required by any rules, processes or programs they might have in place. Such assistance may include such things as compliance with reporting requirements, provision of documentation, consideration of 'Certified/Listed' subcontractors, provision of documented evidence that an active participatory role for a HUB entity was considered in a procurement transaction, etc.

Note 1: There are many designations other than "HUB" used across the country within various jurisdictions. Examples include terms such as Disadvantaged Business Enterprise (DBE), Minority Owned Business Enterprise (MBE), Woman Owned Business Enterprise (WBE), Small Disadvantaged Business (SDB), Small, Woman or Minority-owned Business (SWAM), etc. Regardless of the formal designation, the overall objective of the relevant programs is basically the same, i.e. to insure that disadvantaged and underutilized members of the business community receive a fair share of public spending. The term HUB as used herein shall be understood to encompass all such programs/business enterprises, no matter what terminology is used by the Member.

Note 2: The terms "Certified" and "Listed" as used in conjunction with HUB programs relate to the process of HUB qualification review. Jurisdictions usually require that companies claiming HUB status be reviewed and confirmed as meeting certain minimum requirements to claim that status, and that the review and confirmation process be carried out by certain designated entities. They are then "Certified" or "Listed" by having their name included on an official listing published by the Certifying or Listing Authority.

Accepted and Agreed By:

*Will B. Conrad*

Title: Vice President/CCO

Date: 4-17-2020

**HUB Status Of Offeror**☐ Offeror is a HUB, as detailed below.☒ Offeror is not a HUB.

Designation(s):

☐ HUB ☐ DBE ☐ MBE ☐ WBE ☐ Other

Certifying/Listing Authority(s):

**Subcontracts**

On a separate sheet, list any subcontractors that would be employed in providing products or services related to this procurement. Include subcontractor name, designation (HUB, DBE, etc.) and certifying listing authority.

☐ Subcontractor List attached.☒ No Subcontractors will be used.

**FORM C - RESPONSE CHECKLIST**

Procurement No.: SM10-20

Title: Street Maintenance Equipment

Offeror: Bergkamp Inc.

This *FORM* is provided to help insure that all required Response elements have been completed and included, or certified as being available upon request. **Responses that do not comply with all requirements may be considered non-compliant.** Offeror's signatory must review each item below, and certify by initialing in the space to the right.

**This Response Includes:**

Init.

1 An "Original" hard copy of the **COMPLETE** submission, including all required *FORMS*, plus one copy, each in a separate **hard-sided** 3-ring binder.

NA

2 An originally signed **Form A** from all entities who are party to this submission and who should be offered a contract if this submission is successful.

JS

3 The required list of **References**.

JS

4 Details of "**Service Organization**", including locations, hours, personnel and parts/service availability. (Applies to hard goods only.)

JS

5 Complete **Warranty Documentation** for all Products offered.

JS

6 The manufacturer's latest **Specification Documents** detailing standard features, operating characteristics, etc., for all products offered.

JS

7 **Forms-- A, B, C, D, E (EXCEL FORMAT) 1295, W-9, CIQ, HB89**

JS

8 If the **Non-Resident Reciprocal Bid Act** applies, a copy of your state statute and a determination of the status of Texas bidders/proposers in your home state. If not applicable, indicate "N/A"

N/A

9 If offer includes motor vehicles to be sold in Texas, copies of all current licenses as required by the Texas Motor Vehicle Commission.

N/A

# Request for Taxpayer Identification Number and Certification

Give Form to the  
requester. Do not  
send to the IRS.

► Go to [www.irs.gov/FormW9](http://www.irs.gov/FormW9) for instructions and the latest information.

1 Name (as shown on your income tax return). Name is required on this line; do not leave this line blank.

BERGKAMP INC.

2 Business name/disregarded entity name, if different from above

3 Check appropriate box for federal tax classification of the person whose name is entered on line 1. Check only one of the following seven boxes.

☐ Individual/sole proprietor or single-member LLC ☐ C Corporation ☒ S Corporation ☐ Partnership ☐ Trust/estate

☐ Limited liability company. Enter the tax classification (C=C corporation, S=S corporation, P=Partnership) ►

Note: Check the appropriate box in the line above for the tax classification of the single-member owner. Do not check LLC if the LLC is classified as a single-member LLC that is disregarded from the owner unless the owner of the LLC is another LLC that is not disregarded from the owner for U.S. federal tax purposes. Otherwise, a single-member LLC that is disregarded from the owner should check the appropriate box for the tax classification of its owner.

☐ Other (see instructions) ►

4 Exemptions (codes apply only to certain entities, not individuals; see instructions on page 3):

Exempt payee code (if any) \_\_\_\_\_

Exemption from FATCA reporting code (if any) \_\_\_\_\_

(Applies to accounts maintained outside the U.S.)

5 Address (number, street, and apt. or suite no.) See instructions.

3040 EMULSION DRIVE

6 City, state, and ZIP code

SALINA, KS 67401

7 List account number(s) here (optional)

Requester's name and address (optional)

## Part I Taxpayer Identification Number (TIN)

Enter your TIN in the appropriate box. The TIN provided must match the name given on line 1 to avoid backup withholding. For individuals, this is generally your social security number (SSN). However, for a resident alien, sole proprietor, or disregarded entity, see the instructions for Part I, later. For other entities, it is your employer identification number (EIN). If you do not have a number, see *How to get a TIN*, later.

Note: If the account is in more than one name, see the instructions for line 1. Also see *What Name and Number To Give the Requester* for guidelines on whose number to enter.

Social security number

\_\_\_\_ - \_\_\_\_ - \_\_\_\_

or

Employer identification number

4 8 - 0 8 5 3 7 4 7

## Part II Certification

Under penalties of perjury, I certify that:

- The number shown on this form is my correct taxpayer identification number (or I am waiting for a number to be issued to me); and
- I am not subject to backup withholding because: (a) I am exempt from backup withholding, or (b) I have not been notified by the Internal Revenue Service (IRS) that I am subject to backup withholding as a result of a failure to report all interest or dividends, or (c) the IRS has notified me that I am no longer subject to backup withholding; and
- I am a U.S. citizen or other U.S. person (defined below); and
- The FATCA code(s) entered on this form (if any) indicating that I am exempt from FATCA reporting is correct.

**Certification instructions.** You must cross out item 2 above if you have been notified by the IRS that you are currently subject to backup withholding because you have failed to report all interest and dividends on your tax return. For real estate transactions, item 2 does not apply. For mortgage interest paid, acquisition or abandonment of secured property, cancellation of debt, contributions to an individual retirement arrangement (IRA), and generally, payments other than interest and dividends, you are not required to sign the certification, but you must provide your correct TIN. See the instructions for Part II, later.

Sign  
Here

Signature of  
U.S. person ►

Date ►

5-21-2019

## General Instructions

Section references are to the Internal Revenue Code unless otherwise noted.

**Future developments.** For the latest information about developments related to Form W-9 and its instructions, such as legislation enacted after they were published, go to [www.irs.gov/FormW9](http://www.irs.gov/FormW9).

## Purpose of Form

An individual or entity (Form W-9 requester) who is required to file an information return with the IRS must obtain your correct taxpayer identification number (TIN) which may be your social security number (SSN), individual taxpayer identification number (ITIN), adoption taxpayer identification number (ATIN), or employer identification number (EIN), to report on an information return the amount paid to you, or other amount reportable on an information return. Examples of information returns include, but are not limited to, the following.

- Form 1099-INT (interest earned or paid)

- Form 1099-DIV (dividends, including those from stocks or mutual funds)
- Form 1099-MISC (various types of income, prizes, awards, or gross proceeds)
- Form 1099-B (stock or mutual fund sales and certain other transactions by brokers)
- Form 1099-S (proceeds from real estate transactions)
- Form 1099-K (merchant card and third party network transactions)
- Form 1098 (home mortgage interest), 1098-E (student loan interest), 1098-T (tuition)
- Form 1099-C (canceled debt)
- Form 1099-A (acquisition or abandonment of secured property)

Use Form W-9 only if you are a U.S. person (including a resident alien), to provide your correct TIN.

If you do not return Form W-9 to the requester with a TIN, you might be subject to backup withholding. See *What is backup withholding*, later.

# CONFLICT OF INTEREST QUESTIONNAIRE

For vendor doing business with local governmental entity

FORM CIQ

This questionnaire reflects changes made to the law by H.B. 23, 84th Leg., Regular Session.

This questionnaire is being filed in accordance with Chapter 176, Local Government Code, by a vendor who has a business relationship as defined by Section 176.001(1-a) with a local governmental entity and the vendor meets requirements under Section 176.006(a).

By law this questionnaire must be filed with the records administrator of the local governmental entity not later than the 7th business day after the date the vendor becomes aware of facts that require the statement to be filed. See Section 176.006(a-1), Local Government Code.

A vendor commits an offense if the vendor knowingly violates Section 176.006, Local Government Code. An offense under this section is a misdemeanor.

## OFFICE USE ONLY

Date Received

1 Name of vendor who has a business relationship with local governmental entity.

NOT APPLICABLE FOR BERGKAMP INC.

2 ☐ Check this box if you are filing an update to a previously filed questionnaire. (The law requires that you file an updated completed questionnaire with the appropriate filing authority not later than the 7th business day after the date on which you became aware that the originally filed questionnaire was incomplete or inaccurate.)

3 Name of local government officer about whom the information is being disclosed.

\_\_\_\_\_  
Name of Officer

4 Describe each employment or other business relationship with the local government officer, or a family member of the officer, as described by Section 176.003(a)(2)(A). Also describe any family relationship with the local government officer. Complete subparts A and B for each employment or business relationship described. Attach additional pages to this Form CIQ as necessary.

A. Is the local government officer or a family member of the officer receiving or likely to receive taxable income, other than investment income, from the vendor?

☐ Yes

☐ No

B. Is the vendor receiving or likely to receive taxable income, other than investment income, from or at the direction of the local government officer or a family member of the officer AND the taxable income is not received from the local governmental entity?

☐ Yes

☐ No

5 Describe each employment or business relationship that the vendor named in Section 1 maintains with a corporation or other business entity with respect to which the local government officer serves as an officer or director, or holds an ownership interest of one percent or more.

6 ☐ Check this box if the vendor has given the local government officer or a family member of the officer one or more gifts as described in Section 176.003(a)(2)(B), excluding gifts described in Section 176.003(a-1).

7

\_\_\_\_\_  
Signature of vendor doing business with the governmental entity

\_\_\_\_\_  
Date

# CERTIFICATE OF INTERESTED PARTIES

FORM 1295

1 of 1

Complete Nos. 1 - 4 and 6 if there are interested parties.  
Complete Nos. 1, 2, 3, 5, and 6 if there are no interested parties.

## OFFICE USE ONLY CERTIFICATION OF FILING

Certificate Number:  
2020-608890

Date Filed:  
04/17/2020

Date Acknowledged:

1 Name of business entity filing form, and the city, state and country of the business entity's place of business.

Bergkamp Inc.  
Salina, KS United States

2 Name of governmental entity or state agency that is a party to the contract for which the form is being filed.

HGAC

3 Provide the identification number used by the governmental entity or state agency to track or identify the contract, and provide a description of the services, goods, or other property to be provided under the contract.

SM10-20  
Pothole Patchers and slurry/microsurfacing equipment

4	Name of Interested Party	City, State, Country (place of business)	Nature of interest (check applicable)	
			Controlling	Intermediary

5 Check only if there is NO Interested Party.




### 6 UNSWORN DECLARATION

My name is William B. Cooper, Jr. and my date of birth is 09/22/1961

My address is 3040 Emulsion Drive Salina KS 67401 USA  
(street) (city) (state) (zip code) (country)

I declare under penalty of perjury that the foregoing is true and correct.

Executed in Saline County, State of Kansas, on the 17 day of April, 2020.  
(month) (year)



William B. Cooper  
Signature of authorized agent of contracting business entity  
(Declarant)

## House Bill 89 Verification Form

### Prohibition on Contracts with Companies Boycotting Israel

The 85<sup>th</sup> Texas Legislature approved new legislation, effective Sept. 1, 2017, which amends Texas Local Government Code Section 1. Subtitle F, Title 10, Government Code by adding Chapter 2270 which states that a governmental entity may not enter into a contract with a company for goods or services unless the contract contains a written verification from the company that it:

- 1) does not boycott Israel; and
- 2) will not boycott Israel during the term of the contract

Pursuant to Section 2270.001, Texas Government Code:

1. "Boycott Israel" means refusing to deal with, terminating business activities with, or otherwise taking any action that is intended to penalize, inflict economic harm on, or limit commercial relations specifically with Israel, or with a person or entity doing business in Israel or in an Israeli-controlled territory, but does not include an action made for ordinary business purposes; and

2. "Company" means a for-profit sole proprietorship, organization, association, corporation, partnership, joint venture, limited partnership, limited liability partnership, or any limited liability company, including a wholly owned subsidiary, majority-owned subsidiary, parent company or affiliate of those entities or business associations that exist to make a profit.

---

I, (authorized official) William B. Cooper, Jr., do hereby depose and verify the truthfulness and accuracy of the contents of the statements submitted on this certification under the provisions of Subtitle F, Title 10, Government Code Chapter 2270 and that the company named below:

- 1) does not boycott Israel currently; and
- 2) will not boycott Israel during the term of the contract; and
- 3) is not currently listed on the State of Texas Comptroller's Companies that Boycott Israel List located at <https://comptroller.texas.gov/purchasing/publications/divestment.php>

Bergkamp Inc.

Company Name

William B. Cooper

Signature of Authorized Official

Executive Vice President

Title of Authorized Official

4-17-2020

Date



**PAVEMENT PRESERVATION SOLUTIONS**

**Invitation**

**Product/Service: Street Maintenance Equipment SM10-20**

**References:**

**City of Cape Girardeau (Purchased an SP5 Spray Patcher)**  
**Mr. Andrew Stone Email – (capepublicworks@cityofcape.org)**  
**2007 Southern Expressway**  
**Cape Girardeau, MO 63703**  
**Phone: 573-339-6782**  
**Date Sold: July 10, 2018**

**Minnesota DOT (Purchased an M3 Slurry Paver)**  
**Dave Ivers Email (david.ivers@state.mn.us)**  
**1500 West County Road**  
**Roseville, MN 55113**  
**Phone: 651-234-793**  
**Date Sold: April 1, 2018**

**Citrus County (Purchased an FP5)**  
**Dan Johnson (dan.johnson@citrusbocc.com)**  
**1300 Lecanto Freeway**  
**Lecanto, FL 34461**  
**Phone: 352-527-7626**  
**Date Sold: November 3, 2019**

**City of Waco (Purchased 2 x FP5's)**  
**Frank Butler (frankb@wacotx.com)**  
**7801 Steinbeck Road**  
**Waco, TX 76708**  
**Phone: 254-709-5495**  
**Date Sold: February 13, 2019**

**City of Lakeland (Purchased an SP5)**  
**Troy McCain (troy.mccain@lakelandgov.net)**  
**407 Fairway Ave**  
**Lakeland, FL**  
**Phone: 863-834-3303**  
**Date Sold: November 3, 2019**

**Respondent had difficulty locating fax numbers for agencies on this list**  
**Providing email addresses in lieu of fax numbers.**



## **SERVICE ORGANIZATION OVERVIEW**

Bergkamp Inc. is the industry leader in North America in the Pavement Preservation equipment market. We have been operating within this industry segment since 1980 and have long term employees that possess unsurpassed expertise in both the treatments and the machinery used. We possess the ability to identify, diagnose, recommend, and provide solutions to complex challenges within this market space in both materials and equipment. We pride ourselves in our ability to provide robust and practical solutions to seemingly complex problems through our command of disciplined engineering, application of underexploited technology, superior customer service through presence, both virtual and physical, and excellent relationships with some of the best companies and individuals in the road maintenance and preservation industry; we help people get things done. This is all done in pursuit of our vision to help people Make Roads Better.

### **Factory Headquarters**

3040 Emulsion Drive  
Salina, Kansas 67401  
Phone 785-825-1375 (800-283-7226)

### **Contacts**

Bill Cooper, *Chief Customer Officer*  
Rex Eberly, *Director of Customer Service*  
Eric Johnson, *Product Support Manager*  
Joe Macy, *Product Support Manager*  
Dan Siegrist, *Part Sales*  
Vic Gawith, *Part Sales*  
Jimmy Kendrick, *Director of Sales*  
Todd Bigler, *Government Sales Manager*  
Jennifer Straus, *Territory Manager*  
Stacy Johnson, *Territory Manager*  
Dale Sisneros, *Territory Manager*  
Sara Olberding, *Sales Coordinator*

### **Bergkamp Inc. Customer Solutions**

Bergkamp's Customer Solutions provides coverage in the US, Canada, Mexico and Internationally.

- **Factory Support** - A team of nine Bergkamp employees supports our end users with technical support and training. This team consists of technical and/or part sales representatives, product support managers and a director.
- **Service Centers** – Currently there are 31 Bergkamp Service Centers in the US. Refer to the detailed Service Center list which is included with this solicitation.

New equipment training is provided by Bergkamp at the customer's facility at the time of equipment startup.

### **Included Training**

#### **a. Operator Training**

- i. Familiarization of safety features and all functions of the machine
- ii. How to load material on the machine
- iii. Service of the machine with the operators
- iv. InPave or EMCAD data input and calibration of the system as applicable
- v. Training materials are provided for each attendee

#### **b. Mechanic Training**

- i. Familiarization with how the equipment and all of the components function, so they have a base knowledge of how the machine is designed to perform
- ii. How to repair the machine including service intervals
- iii. Troubleshooting and repair
- iv. Bergkamp Equipment Service Technology (BEST) (See Replacement Parts Ltr. c iii)
- v. Training materials are provided for each attendee

#### **c. Administrative Training**

- i. Training on InPave technology setup, general use and report generation for equipment with this feature
- ii. Bergkamp Equipment Service Technology (BEST) (See Replacement Parts Ltr. c iii)

### **Post Sale Items**

#### **a. Warranty Coverage**

- i. Parts, service, and administration during the one year warranty period
- ii. Extended warranties, up to five years from original date of purchase are available.

#### **b. Lifetime Technical Support**

- i. Bergkamp provides free support via telephone, fax, & email for operations, maintenance, and repair to the original purchaser.
- ii. Available weekdays from 8am – 5pm CST, excluding Holidays
- iii. End users are to contact our Customer Service Unit when they need assistance. Bergkamp technical support will direct the end user on what action is needed to resolve the issue or concern.

**c. Replacement Parts**

- i. Most replacement parts for equipment offered within solicitation SM10-18 are available for immediate shipment from Salina, KS.
- ii. Part orders will ship within 24 hours if in stock. Priority shipping and overnight delivery services are also available if ordered by 2:00 pm CST
- iii. Bergkamp Equipment Service Technology – BEST Online system provides:
  - 1. Parts ordering 24 hours, seven days a week
    - a. Parts normally shipped within 24 hrs., same day service is available
  - 2. Parts quote request
  - 3. Technical documents available anywhere the customer has internet connection

**d. Equipment Service Support for a Fee**

- i. Bergkamp offers on-site technical service to end users
- ii. Bergkamp offers an annual factory service school training in Salina, Kansas. Purchasers of new equipment have the tuition waived for one attendee at the next scheduled school. The school may be attended in subsequent years for a fee.
- iii. Bergkamp Follow Up, Inspection, Training (B-F.I.T.) Post Sale Equipment Service Program is conducted at the end users site
  - 1. Follow up product and equipment consultation
  - 2. Complete equipment inspection
  - 3. Training for new employees and refresher course for others



## **SECOND SECTION**

**FORM D - OFFERED ITEMS PRICING****INSTRUCTIONS:** Fill in unshaded areas. Complete one line for each product code. Add lines as needed. Shaded columns for H-GAC use only.**Offeror Name:** SM10-20 You must provide a discount. Failure to provide a discount will automatically be deemed non-compliant.

Contract	Manufacturer	Vendor	Product Code	Description	Discount Percentage
SM10-20	Arrow-Master		SM2039A	Mobil Drop Hammer Pricing Catalog/Price Sheet	
SM10-20	Asphalt Zipper		SM2001A	Asphalt Zipper Asphalt Milling/Planing/Reclaiming Machine Pricing Catalog/Price Sheet	
SM10-20	Basic		SM2003A	Basic Pneumatic Rollers Pricing Catalog/Price Sheet	
SM10-20	Basic		SM20401A	Basic Split-Drum Rollers Catalog/Price Sheet	
SM10-20	Bergkamp		SM2004A	Bergkamp Flameless Pothole Patcher Pricing Catalog/Price Sheet	10%
SM10-20	Bergkamp		SM2004B	Bergkamp Spray Injection Truck Mounted Patcher Pricing Catalog/Price Sheet	10%
SM10-20	Bergkamp		SM2004C	Bergkamp Truck Mounted Mastic Surface Treatment	10%
SM10-20	Bergkamp		SM2004D	Bergkamp Truck Mounted Paver M3 Series Pricing Catalog/Price Sheet	10%
SM10-20	Blastrac NA		SM402A	Cyclone High Pressure Surface Pricing Catalog/Price Sheet	
SM10-20	Bomag		SM2005A	Bomag Single Drum Vibratory Rollers Pricing Catalog/Price Sheet	
SM10-20	Bomag		SM2005B	Bomag Tandem Drum Vibratory Rollers Pricing Catalog/Price Sheet	
SM10-20	Bomag		SM2005C	Bomag Combination Rollers Pricing Catalog/Price Sheet	
SM10-20	Bomag		SM2005D	Bomag Pneumatic Rollers Pricing Catalog/Price Sheet	
SM10-20	Bomag		SM20403A	Bomag Light Equipment Pricing Catalog/Price Sheet	
SM10-20	Bomag		SM2005H	Bomag Milling/Planing Pricing Catalog/Price Sheet	
SM10-20	Bomag		SM2005I	Bomag Asphalt Recycling & Soil Stabilization Pricing Catalog/Price Sheet	
SM10-20	Bomag		SM2005J	Bomag Landfill Compactors Pricing Catalog/Price Sheet	
SM10-20	Bomag		SM2005L	Bomag Paving Pricing Catalog/Price Sheet	
SM10-20	Broce		SM2006A	Broce Street/Road Brooms Pricing Catalog/Price Sheet	
SM10-20	Carlson		SM2044A	Carlson Asphalt Paver-Screeds Pricing Catalog/Price Sheets	

## H-GAC FORM D1

## Base Bid Item Sample Pricing

Bidder:			
Invitation #:			
SM20-20			
This Form is intended for base sample pricing. Pricing should reflect the discount given on Form D. All units should include enough			
Manufacturer	H-GAC Product Code	Base Line Item Description	Base Sample Price (\$)
Arrow-Master	SM2039AD1	Mobil Drop Hammer 1350T	
Asphalt Zipper	SM2001AD1	Asphalt Milling/Planing/Reclaiming Machine: Asphalt Zipper, AZ300B	
Basic	SM2003AD1	Pneumatic Roller: Basic, 700	
Basic	SM20401AD1	Basic Split-Drum Roller, 120V	
Bergkamp	SM2004AD1	Bergkamp Flameless Pothole Patcher Pricing Catalog/Price Sheet	91,521.00
Bergkamp	SM2004BD1	Bergkamp Spray Injection Truck Mounted Patcher Pricing Catalog/Price Sheet	104,000.00
Bergkamp	SM2004CD1	Bergkamp Truck Mounted Mastic Surface Treatment Applicator - MA Series Pricing Catalog/Price Sheet	112,998.00
Bergkamp	SM2004DD1	Bergkamp Truck Mounted Paver M3 Series Pricing Catalog/Price Sheet	229,750.00
Blastrac NA	SM20402AD1	High pressure surface cleaner (trailer-mount design); engine: Kohler Command Pro gas, 25 hp; water tank: 330 gallons; cleaning path: 18"	
Bomag	SM2005AD1	Single Drum Vibratory Rollers BW124D-40	
Bomag	SM2005BD1	Tandem Drum Vibratory Rollers BW900-2	
Bomag	SM2005CD1	Combination Rollers BW138AC	
Bomag	SM2005DD1	Pneumatic Rollers BW11RH	
Bomag	SM20403A	Light Equipment	
Bomag	SM2005HD1	Milling/Planing Pricing Catalog/Price Sheet BW900-50	
Bomag	SM2005ID1	Asphalt Recycling & Soil Stabilization MPH364R	
Bomag	SM2005JD1	Landfill Compactors BC772RB	
Bomag	SM2005LD1	Paving ProPaver 413	
Broce	SM2006AD1	Street/Road broom: Broce CRT 350	
Carlson	SM2044AD1	Carlson Asphalt Paver-Screeds CP-100	
Case Construction	SM2007AD1	Single Smooth Drum Vibratory Roller: Case Construction, SV212	
Case Construction	SM2007BD1	Tandem Drum Vibratory Roller: Case Construction, DV201	
Case Construction	SM2007CD1	Case Pneumatic Roller DUS Sorting Stations	
Caterpillar	SM2008AD1	Single Smooth Drum Vibratory Roller: Caterpillar, CS44/CS54	
Caterpillar	SM2008BD1	Tandem Drum Vibratory Roller: Caterpillar, CB14B	
Caterpillar	SM2008CD1	Combination Roller: Caterpillar, CC24B	

**FORM E - PUBLISHED OPTIONS****Procurement No.:****SM10-20**

<b>Offeror Name:</b>	
<b>Notes: (Important)</b>	<p>1) Use a single <b>Form E</b> for ALL Option/Accessory items and quote each on a single, separate line. <b>DO NOT</b> use multiple <b>Form E</b>'s... Add or insert additional lines as necessary.</p> <p>3) Completely describe each item. Include the manufacturer's code or part number. Each item listed <b>MUST</b> have a unique code or part number so that it can be identified in any subsequent contract.</p> <p>4) Options which replace standard equipment on a <b>Form D</b> Item should be priced net of any credit due for the replaced item.</p> <p>5) Options which are upgrades/downgrades of a <b>Form D</b> Item should be priced at the differential amount between the cost of the <b>Form D</b> Item and the upgrade/downgrade option.</p>

Code or Part No.	Option Description	Offered Price
WKP	FP5 Patcher - Wacker Model VP1550 AW Plate Compactor wi/Hydraulic Lift Platform	\$4,853.00
JKH	FP5 Patcher - Stanley Model BR67 Pavement Breaker on Tretractable Hose Reel	\$3,451.00
PTH	FP5 Patcher - Propane Torch and Mounted Bottle	\$786.00
BUC	Back Up Camera with Night Vision and Sound	\$1,950.00
AWB	Arrow Board - Able 2, 10 LED Lights	\$1,950.00
SLS	Pedestal Mounted Single LED Strobe Light	\$750.00
CHA	FP5 Patcher - Cone Holder	\$230.00
PTS	FP5 Patcher - Pivot Tack System	\$3,200.00
ICC	SP5 Patcher - In Cab Joy Stick Controlled Front Mounted Boom	\$32,500.00
MTG FP5	FP5 Custom Mounting onto Customer's truck at Bergkamp Factory	\$5,800.00
MTG SP5	SP5 - Custom Mounting onto Customer's truck at Bergkamp Factory	\$5,800.00
FRT	Per mile charge from Salina KS factory to Agency's delivery destination	\$3.75
EW2	Two (2) Year Extended Warranty -Covering Second Year of ownership	\$2,500.00
EW3	Three (3) Year Extended Warranty - Covering Second & Third Years of Ownership	\$5,200.00
EW4	Four (4) Year Extended Warranty - Covering Second to Fourth Years of Ownership	\$8,800.00
EW5	Five (5) Year Extended Warranty - Covering second to Fifth Years of Ownership	\$12,750.00
	<b>MA Series Mastic Applicator</b>	
MA30	Upgrade MA Series Mastic Surface Treatment Applicator MA30 - 3000 gallon capacity	\$11,000.00
	<b>M310 Truck Mounted Paver</b>	
VSB	Variable Width Spreader Box VSB914	41,900.00
FRT	Per mile charge from Salina KS factory to Agency's delivery destination	\$3.75

**Offeror Name:** Bergkamp Inc.

Bidder shall provide a written narrative explaining in some detail activities that will be undertaken to actively market and promote an H-GAC contract to local government and non-profit End Users.

**Bergkamp Inc will develop the following marketing strategy to market the HGAC Purchasing Cooperative:**

**We will train the sales force and identify opportunities to utilize the HGAC contract with current customers and prospective customers.**

**We will track identified opportunities for HGAC through our CRM system, including documentation of communication regarding the benefits of HGAC to potential new members.**

**We will add a dedicated page to the Bergkamp Inc. website for HGAC Cooperative Purchasing that describes the benefits of the program to our customers and who they should contact.**

**We will add the HGAC logo and Vendor Contract information to all governmental marketing materials with a link to the dedicated page on the Bergkamp Inc. website with Contact Information.**

**We will promote the HGAC through email campaigns, current literature, website, trade show events, and customer testimonials from customers that have utilized the program. Also include the HGAC membership listing in all of our outgoing governmental marketing communications**



## **THIRD SECTION**



Equipment  
Powered by:

**INPAVE**  
TECHNOLOGY

Sourcewell

Awarded Contract

Contract # 052417-BGK

## FP5 Flameless Pothole Patcher Specification Sheet

With its proven electric-heating system, Bergkamp's FP5 Flameless Pothole Patcher provides a complete, long-lasting approach to pothole repairs, using the all-in-one patching process. The FP5 has a hydraulic-driven AC generator, providing onboard electric power that maintains consistent heat to the material, with the ability to plug into stationary power during non-working hours to virtually eliminate wasted hot mix. The truck-mounted unit uses the chassis engine through a live Power-Take-Off (PTO) for hydraulic power at all engine or travel speeds.

### **INPAVE® TECHNOLOGY:**

The FP5 is engineered with **INPAVE®** Technology, a Bergkamp-exclusive telematics system that automatically generates reliable performance information for each crew, patcher and all patching materials. By capturing data from normal functions, **INPAVE** Technology allows you to evaluate your process, and enables your agency to make strategic changes to increase patching quality and reduce costs. The Technology features an in-cab, 7-in color touch screen with a GPS function that can export the mapping data to a Shape File for seamless blending into your GIS System. All other data can be exported, as well, in various formats for reporting and management analysis. When you integrate **INPAVE** Technology with the FP5 Flameless Pothole Patcher, you get **Smart Patching™**!

### **ASPHALT HOPPER SYSTEM:**

5.1 yd<sup>3</sup> (3.9 m<sup>3</sup>) asphalt hopper with 50° side slopes and vertical ends, with 3.0 in (7.6 cm) of insulation in sloped bottom, encased in a double-steel jacket. Hopper doors of steel construction with double-layered steel encapsulating 2.0 in (5.1 cm) insulation. Hopper doors hydraulically operated with controls accessible from ground level, using manually operated three-position hydraulic control valves. Two hopper heaters with 240 VAC 4 kW electric heaters. Material feed with 6x6 auger, which is hydraulically driven and reversible. Full hopper length agitator, which is hydraulically driven and reversible. Auger and agitator controls are located at the operator station. Material distribution chute pivots 90° for distribution of patching mix from hopper, locking in a horizontal position for ease in shoveling patching mix and in an upward position for travel.

### **HYDRAULIC SYSTEM:**

Steel 25 gal (94.6 L) reservoir, equipped with oil level sight gauge with thermometer, filler breather cap, external shutoff valve on hydraulic pump suction line. PTO to match chassis, minimum 21 hp (15.7 kW) with on/off control in cab. Variable-volume single-stage piston pump, direct-mounted to heavy-duty clutched-drive and single-speed wet spline PTO when mounted on an automatic transmission. Hoses rated to 3,000 psi (207 bar). Multi-spool control valves for hopper auger, agitator, doors and auxiliary tools, with built-in adjustable relief. Auxiliary hydraulic circuit with quick-coupling attachment and controls at operator station.

# THE ALL-IN-ONE PROCESS

Safe, Efficient, Permanent

## ELECTRICAL SYSTEM:

Onboard power source is a hydraulically driven 10kW, 1Ø, 240VAC electric generator with a 50A Class A ground fault circuit interrupter (GFCI) circuit breaker for operator protection. Non-working hours heating powered by customer-installed 1Ø, 240VAC, (or 208VAC) 50A GFCI-protected circuit. The control panel houses a controller that displays the hopper temperature and set point and allows set point adjustment for thermostatic control of the hopper heaters. Also contained within the control panel are a voltmeter, an ammeter, and 3 branch circuit breakers for troubleshooting and overcurrent protection; two 25A circuits, one for each hopper heater, and one 10A circuit for the tack heater and controller. The tack heater may be turned off independently of the controller with a toggle switch in the control panel.

## ASPHALT EMULSION SYSTEM:

80.0 gal (302.8 L) ASME asphalt emulsion system tank, insulated with 2.0 in (5.1 cm) of insulation. Top opening 6.4 in x 8 in (16.3 cm x 20.3 cm) for ease of fill, visual inspection of contents and tank level. 230 VAC thermostatically controlled tank heater with 1000 W silicone drum heat band located toward the tank's bottom, with no direct contact with the emulsion. 12 ft (3.7 m) hose with spray wand for clean-out of pothole and application of tack coat, with dual feed of air and emulsion materials, designed so that air cleans out spray nozzle, pushing emulsion from wand and hose into supply tank while stirring supply tank. Emulsion line with on/off valve and storage position on vehicle. Air is supplied from chassis' air compressor (no effect on chassis warranty). The air tank is ASME-approved, with bleed valve and pressure gauge mounted on the machine. Equipped with 80 psi (5.5 bar) tractor protection valve to ensure that no air may be taken from the truck system unless system pressure is above 80 psi (5.5 bar) to provide adequate truck braking system pressure.

## SPOILS BINS:

Equipped with two spoils bins. Rear-mount 0.51 yd<sup>3</sup> (0.39 m<sup>3</sup>) bin, side-mount 0.47 yd<sup>3</sup> (0.36 m<sup>3</sup>) bin, both with swing-open door and gravity dump. Rear bin has a fold-down door for easy loading.

## PAVEMENT BREAKER SYSTEM:

Powered by onboard hydraulic system, 67 lb (30.4 kg) pavement breaker with asphalt chisel and 25 ft (7.6 m) of hose with quick disconnects. Spring-loaded hose reel. Hammer storage location provided on lift platform. Optional hammers available (see Optional Equipment).

## COMPACTOR SYSTEM:

Standard vibratory plate compactor powered by 5 hp (3.7 kW) gas engine, providing 3,375 lbf (15.0 kN) of centrifugal force with a 19.5 in x 23 in (49.5 cm x 58.4 cm) plate size. Compactor weighs 190 lb (86.2 kg) and includes 15 gal (56.8 L) water tank with gravity feed, complete with filler cap and on/off valve. Compactor storage location provided on lift platform. Vibratory roller compactor optional (see Optional Equipment).

## ACCESS PLATFORM:

Large 77.5 in x 44 in (196.9 cm x 95.3 cm) access platform constructed of heavy-duty 10-gauge steel tread pattern for simple viewing of hopper and asphalt emulsion fill. Access to hydraulic and air tanks, oil cooler, oil filter, water tank and main electrical panel.

## LIFT PLATFORM:

Hydraulically operated lift platform provides storage for Pavement Breaker System and Compactor System, with hydraulic lowering of tools for operator safety. Controls at rear of unit for ease of operation.



### OPERATOR CONTROLS:

Hopper doors are controlled with manual valve front hopper wall, accessible from curbside ground level. Operator control station located at rear of hopper, with controls for agitator, front and rear auger motors, auxiliary tools, lift platform and optional swing auger.

### AUGER SYSTEM:

Hydraulic motor drive for auger, powered by 13.6 hp (10.1 kW) motor producing 1,100 ft-lb (1,491 Nm) of torque. Includes a secondary auger motor that provides double the horsepower and torque in parallel mode to auger out stiff mixes.

### SIDE TOOL/STORAGE BOX:

Lockable 108 in x 23 in (274.3 cm x 58.4 cm) tool storage box with two doors, 15-in (38.1 cm)-tall. Door opening constructed of heavy-gauge steel, with full-length hinge and two adjustable, keyed hand latches.

### SAFETY LIGHTING SYSTEM:

Flashing amber 12 VDC strobe light (24 VDC system available). Directional arrow board with 12 VDC system and in-cab controls for on/off, left arrow, right arrow, both arrows and flash bar patterns. Audible electronic back-up alarm.

### OPTIONAL EQUIPMENT:

**Patented Swing Auger System** – Enables accurate placement of asphalt through swing arc of 8.7 ft (2.7 m), powered hydraulically.

**Sand Spreader** – Replaces discharge chute and includes two variable-speed hydraulic motors to control sand discharge rate and spread width.

**Pavement Breaker System** – 45 lb (20.4 kg) or 80 lb (36.3 kg) hammers available in lieu of standard.

**Compactor System** – Vibratory single-drum roller compactor powered by 4 hp (2.9 kW) gas engine, providing 2,275 lbf (10.1 kN) of centrifugal force. Compactor weighs 377 lb (171 kg).

**Asphalt Emulsion Tank** – Larger 120 gal (454.3 L) tank available.

**Hand Torch** – 200,000 BTU propane torch with shut-off valve used to dry out potholes. 20 lb (9.1 kg) tank and 31 ft (9.4 m) hose with torch hose storage.


**Additional Options Available** – LED lights, upgraded arrow boards, shovel and asphalt lute holders, front cleaning-fluid hand-spray wand and hose reel, work lights, flashers, spray wand, back-up camera system and many others as needed by request.

### Pivot Tack System




FP5 Pivot Tack System retains and supports the emulsion and air hoses, which supply the tack wand. The spring return retractor design prevents the hose from touching the ground and allows for 20 feet of spray wand coverage behind the patcher.

### Patented Swing Auger System



Great for shoulder and large utility repairs and fixing multiple potholes from one location.

### Back-Up Camera and 360° Rear Camera

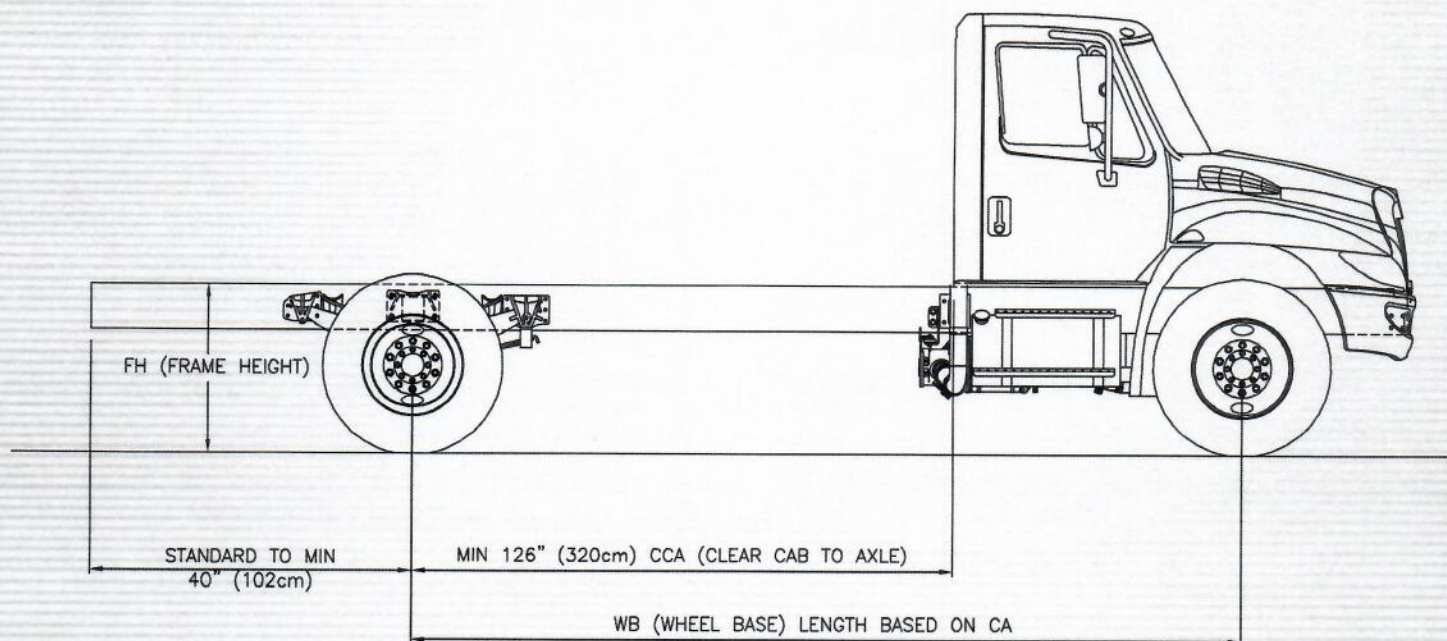


Back-up camera with night vision and sound. 360° Rear Camera and 10" monitor with mobile digital recorder. Wi-Fi and 4G Compatible.



# FP5 FLAMELESS POTHOLE PATCHER

## STANDARD CONVENTIONAL TRUCK



### TRUCK REQUIREMENTS:

Truck chassis must have a minimum GVWR of 35,000 lb (15,876 kg), with a minimum front axle capacity of 12,000 lb (5,443 kg), minimum rear axle capacity of 23,000 lb (10,433 kg), air brakes and maximum capacity air compressor. Vertical exhaust preferred. Minimum clear cab to axle dimension of 126 in (320 cm). Allison 3000RDS, 3500RDS or 4000RDS automatic transmission preferred, with clearance for mounting PTO gearbox with direct-mount hydraulic pump on right side of transmission. On standard transmission chassis, all hydraulic functions will cease when clutch is depressed.

### MACHINE CAPACITIES:

	Aggregate Hopper	Asphalt Emulsion Tank	Optional Emulsion Tank	Hydraulic Reservoir	Water Tank	Cleaning Fluid Tank	Air Tank	Spoils Bin Rear	Spoils Bin Side
<b>FP5</b>	5.1 yd <sup>3</sup> (3.9 m <sup>3</sup> )	80 gal (302.8 L)	120 gal (454.3 L)	25 gal (94.6 L)	15 gal (56.8 L)	15 gal (56.8 L)	20 gal (75.7 L)	0.51 yd <sup>3</sup> (0.39 m <sup>3</sup> )	0.47 yd <sup>3</sup> (0.36 m <sup>3</sup> )

### MACHINE MEASUREMENTS\*:

	Overall Length	Overall Width, Mounted	Height Above Chassis Frame	Weight, Empty
<b>FP5</b>	193 in (490.2 cm)	96 in (243.8 cm)	77 in (195.6 cm)	7,600 lb (3,447 kg)

\*Base machine, no options

**Note:** Products and specifications subject to change without notice. Some equipment shown with optional features and accessories. Contact Bergkamp for details.

### Bergkamp Inc.

3040 Emulsion Drive  
Salina, KS 67401-8966 USA  
Phone: (785) 825-1375 • Fax: (785) 825-4269  
government-sales@bergkampinc.com  
www.bergkampinc.com

Connect With Us



**BERGKAMP**



**PATCHING &  
MAINTENANCE**



Equipment  
Powered by:  
**INPAVE**  
TECHNOLOGY

Sourcewell

Awarded Contract

Contract # 052417-BGK

## SP5 Spray Injection Pothole Patcher

### Specification Sheet

The Bergkamp SP5 Spray Injection Pothole Patcher provide a simple, quick pothole repair using the less invasive spray injection patching process that is designed to blow out and repair potholes in minutes—returning vehicles to the area sooner and minimizing traffic flow disturbances.

#### **INPAVE® TECHNOLOGY:**

The SP5 is engineered with **INPAVE®** Technology, a Bergkamp-exclusive telematics system that automatically generates reliable performance information for each crew, patcher and all patching materials. By capturing data from normal functions, **INPAVE** Technology allows you to evaluate your process, and enables your agency to make strategic changes to increase patching quality and reduce costs. The **INPAVE** Technology features an in-cab, 7-in color touch screen with a GPS function that can export the mapping data to a Shape File for seamless blending into your GIS System. All other data can be exported as well, in various formats, for reporting and management analysis. When you integrate **INPAVE** Technology with the SP5 Spray Injection Pothole Patcher, you get **Smart Patching™**!

#### **CUSTOM-MOUNTED:**

The SP5 spray injection patcher can be custom-mounted on a conventional or cab-over chassis for utilization of existing fleet vehicles. Truck-mounted units feature a front-mounted boom, providing approximately 170 degrees working radius and up to 13.5 feet in front of the truck for crew safety, and can be operated from the cab or manually from the ground.

#### **POWER SYSTEM:**

The SP5 is powered by a 35.1 hp Kubota Diesel Engine, which drives the Hydraulic Pump and Blower Motor. Each is precisely engineered for optimum performance and output.

#### **DUAL AGGREGATES HOPPER:**

An industry-exclusive dual chamber (60/40) aggregate hopper allows the distribution of two different gradations of aggregate for more efficient repair of deeper potholes and to better match the characteristics of the existing asphalt pavement. Each chamber of the hopper is equipped with a separate auger (with protective cover for the entire length) to control the flow of aggregate into the forced-air delivery system. Each auger is hydraulically driven with variable speed and directional controls located on the operator panel inside the cab. The SP5 has a 5.0 yd<sup>3</sup> (3.8 m<sup>3</sup>) aggregate hopper.

#### **AGGREGATE DELIVERY SYSTEM:**

The aggregate delivery hose features a large 3-in diameter ID, abrasion-resistant material, with antistatic layers and steel wire reinforcement. The flexible aggregate hose attaches to the boom's aggregate pipe and is equipped with an anti-wear chamber. The aggregate flows directly through the nozzle assembly, where it is coated with heated asphalt emulsion before entering the repair area.

# PATCHING MADE Safer & Easier

**DRY & CLEAN  
DAMAGED AREA**

**FILL WITH  
MIXTURE OF  
EMULSION & AGGREGATE**

**FILL WITH  
MIXTURE OF  
EMULSION & AGGREGATE**

**COVER WITH  
DRY AGGREGATE**

**POTHOLE PATCH  
READY FOR  
TRAFFIC**

## **ASPHALT EMULSION TANK:**

The SP5 has a 265 gal (1,003 L) asphalt emulsion tank. Emulsion tanks are insulated and use a Riello burner to heat and maintain the emulsion at the recommended temperature. The Riello burner is an electrically controlled, diesel-fired system, with the temperature controlled by a thermostat. During normal operations, the electrical power is provided by the battery inside the engine compartment that is connected to a power inverter. The inverter converts the 12-volt battery power into 120-volt power to control the heating system. The heat can also be maintained during storage at night, utilizing an extension cord to provide electrical power. The burner and the diesel engine both receive fuel from the fuel tank located onboard the patcher. The unit includes an emulsion level indicator; diesel-fuel emulsion heater with electronic thermostat, easy-to-clean strainer, hydraulically driven emulsion pump, emulsion recirculation for faster heating and a water jacket to allow auxiliary engine antifreeze to flow around the pump during cold weather operations.

## **FRONT-MOUNTED WORKING BOOM:**


Joystick-control units provide full operator control from the truck cab, or with a remote-control system from the ground. Manual-control units offer full operator control from the ground in front of the truck. It has a working boom reach of 13.5 feet (4 m). The second section of the boom rotates a full 270 degrees at the pivot to allow for precise control of the placement of the nozzle assembly over the work area.


## **INJECTION NOZZLE:**

Three injectors in the nozzle guarantee homogenous asphalt emulsion and aggregate coverage for high-quality, durable pothole repairs. Nozzle flexibility provides precise control while drying, cleaning and filling potholes.

## **HYDRAULIC SYSTEM:**

The hydraulic pump is mounted directly to the auxiliary engine. The hydraulic reservoir and oil cooler with fan are contained within the auxiliary engine compartment. The proportional valves used to control the hydraulically driven components are mounted underneath the engine compartment with easy access for adjustments and maintenance. The hydraulic tank is equipped with a level indicator and temperature gauge.





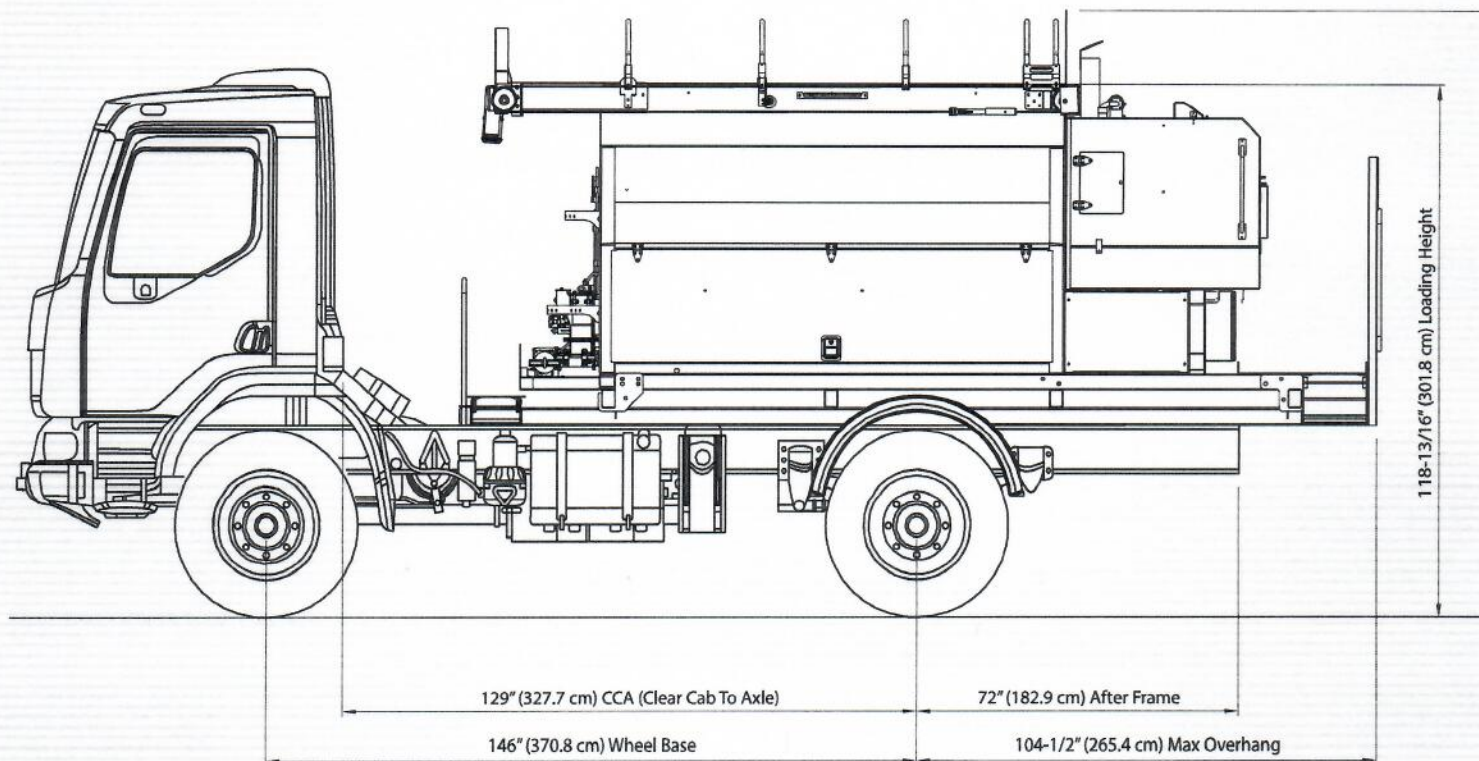
### OPTIONAL EQUIPMENT:

- LED Lighting
- Upgraded Arrow Boards
- Traffic Cone Holders
- Tarp System
- Overnight Heating System



# SP5 SPRAY INJECTION POTHOLE PATCHER

## SP5 STANDARD CONVENTIONAL TRUCK



### SP5 TRUCK REQUIREMENTS:

The SP5 truck chassis must have a minimum GVWR of 33,000 lb (14,968 kg), with a minimum front axle capacity of 12,000 lb (5,443 kg), minimum rear axle capacity of 21,000 lb (9,525 kg) and air brakes. The preferred air tank location is behind the drive axle, under the frame and perpendicular to the frame. Horizontal exhaust components are preferred. Chassis to be equipped with 22.5 in (57.2 cm) wheels with 11R22.5 tires. Taillight wiring to include combination stop/tail/turn wiring harness. The end user is responsible for loading the SP unit within the truck manufacturer's axle rating and within the appropriate federal, state and local laws.

### MACHINE CAPACITIES:

	Aggregate*	Asphalt Emulsion	Water Tank System (optional)
<b>SP5</b>	6.71 yd <sup>3</sup> (5.13 m <sup>3</sup> )	265 gal (1,003 L)	50 gal (189 L)

\*Rated capacity

### MACHINE MEASUREMENTS:

	Length	Width	Height	Empty Weight**
<b>SP5</b>	205 in (5,207 mm)	95.0 in (2,400 mm)	82.0 in (2,083 mm)	8,400 lbs (3,810 kg)

\*\*Empty weight, not including chassis



**PAVEMENT  
PRESERVATION**



## **MAXX GRAVITY PREMIXED SLURRY SEAL APPLICATOR**

*An easy and efficient solution for your pavement preservation program.*


The MAXX G Applicator is specifically designed for the application of premixed frictional mastic asphalt surfacing treatments.

### **Benefits:**

- Premixed materials
- Easy to load, apply, and operate
- Improves your pavement maintenance program while minimizing your operating costs
- Applies a finish that extends the life of asphalt pavement by up to seven or more years

### **How it works:**

- Material mix design is made to precise specifications, resulting in fewer operator calculations and on-the-job adjustments
- Premixed material loads directly into the tank, and easily flows into the spreader box for application
- Full-sweep ribbon mixer keeps aggregate suspended in tank
- Works with a standard spreader box
- Requires only a small crew with minimal training
- Cleanup is quick and easy with a standard water tank and high-pressure power washer



**MADE IN THE U.S.A.**

**Note:** Products and specification subject to change without notice. See Bergkamp for details.

### **Bergkamp Inc.**

3040 Emulsion Drive  
Salina, KS 67401-8966 USA  
Phone: (785) 825-1375 • Fax: (785) 825-4269  
government-sales@bergkampinc.com  
www.bergkampinc.com

Connect With Us



**BERGKAMP**



## **PREMIXED SLURRY SEAL GRAVITY APPLICATOR SPECIFICATIONS**

**Tank:** Three thousand (3000) gallon, horizontal tank constructed of 3/16" A36 steel. Rear inspection platform and handrails to be included. Five (5) inch fill port with valve and camlock fitting to be included.

**Agitator:** Full length and diameter of tank. Direction to be reversible (hydraulically), speed to be controlled hydraulically, and maintained regardless of truck engine speed. Full-sweep ribbon with counter-flow mixing technology keeps aggregate in suspension

**Discharge:** Eight (8) inch diameter. One hand operated positive shutoff valve, mounted immediately adjacent to rear tank wall. One hydraulically operated chute valve to regulate material flow. Includes quick opening doors for cleanout access to 8" pipe from tank as well as discharge chute.. Hydraulically operated urethane diverter, with quick release to open for cleaning.

**Spreader Box Control:** Spreader box lift arm, hydraulically operated. Sideshift bar, hydraulically operated. Pull points located immediately behind rear axle.

**Water Tank:** Three hundred (300) gallon, plastic, with discharge strainer. Anti-siphon water fill port with camlock fitting on curbside included.

**Water Pump:** Centrifugal pump, hydraulically driven for spraybars and hand hose.

**Spraybars:** One front, one rear, full width misting of roadway. Independent rate and on/off control for each, on/off controlled from rear operator station, flow regulated at pump. Strainer included in spraybar plumbing.

**Handhose:** One hand hose at operator's station.

**Hydraulic pump:** Variable volume piston pump, PTO driven to power: (1) Agitator; (2) Spreader box sideshift; (3) Material flow control valve; (4) Spreader Box lift bar; (5) Water Pump.

Hydraulic Tank:

35 gallons, oil level and temperature sight gauge

Hydraulic Cooler:

Capacity as required for above functions.

Hydraulic filter:

10 micron.

Operator Platform:

On driver's side at rear of the applicator, to have sight of spreader box while discharging material into spreader box, and the application of material on the road. Includes controls for agitator on/off/speed; discharge valve open/close; spreader box lift; spreader box side shift; water pump on/off; and spray bars on/off/flow rate.

Fenders:

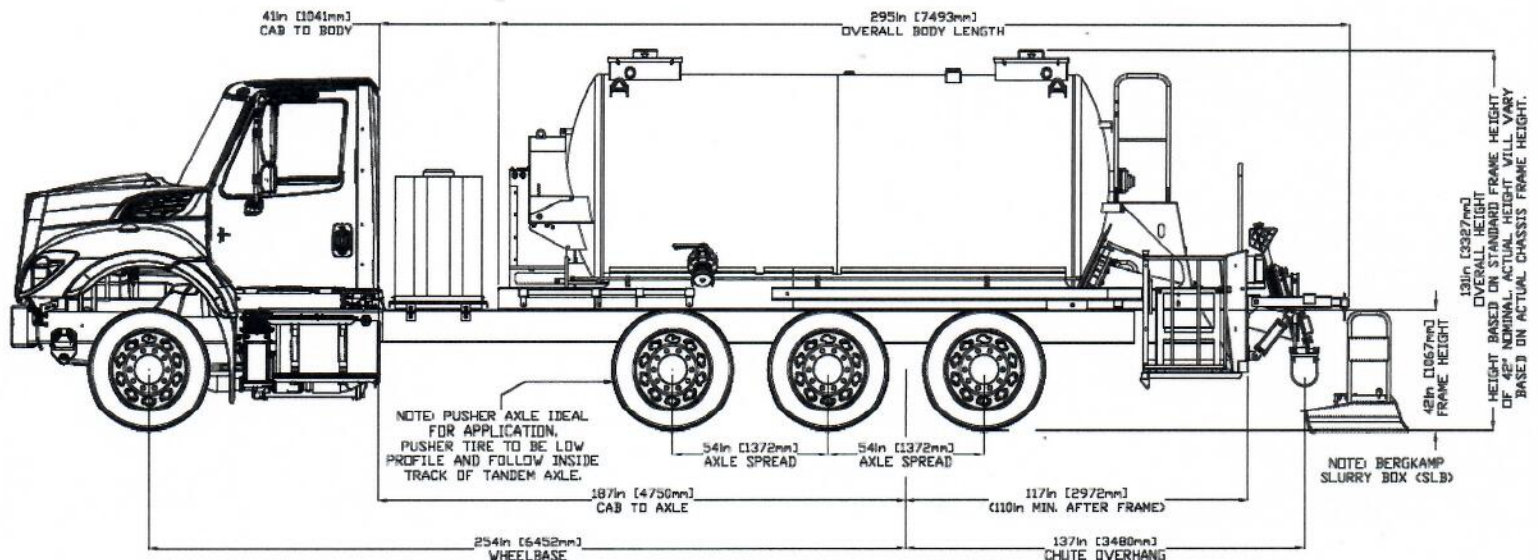
Covers rear tires.

Lights:

Taillights, turn/brake lights, license plate lights; clearance lights and conspicuity tape.

Paint:

Industrial primer and industrial enamel, color to be specified by customer.





Sourcewell

Awarded Contract

Contract # 052417-BGK

## M310E SLURRY SEAL AND MICRO SURFACING PAVER

### Specification Sheet

#### AGGREGATE SYSTEM

**Hopper:** 10 yd<sup>3</sup> (7.7 m<sup>3</sup>) level struck load capacity. Constructed of 10-gauge steel. 55-degree hopper walls with polyethylene lining to minimize material bridging, so vibration is not required.

**Aggregate Feed Belt:** Belt over chain for non-slip performance. Belt width is 24 in. (61 cm). Direct hydraulic drive.

**Aggregate Calibration:** Fixed gate opening at rear of hopper. Conveyor belt speed (controlled by operator) determines rate of aggregate being deposited into mixer.

**Conveyor Frame:** Modular construction. Removable for maintenance.

**Aggregate Gate:** Fixed gate opening. Aggregate conveyor powered by direct hydraulic drive. Has sensor to stop all production when aggregate hopper is empty.

#### EMULSION SYSTEM

**Tank:** 630 gal. (2,385 L) removable steel tank with removable manway. Double welded. Stainless steel tank optional.

**Pump:** Positive displacement pump, direct hydraulically driven. Heat jacketed with coolant from truck engine. Equipped with gate valve shutoffs at front of hopper for ease of service.

**Plumbing:** Hoses have quick couplings for easy removal. Three-way valve directs emulsion back to tank to load emulsion with production pump. While loading, pump operates at maximum rpm for quick loading. Inline removable strainer.

**Metering:** Electronic signal to microcontroller displays delivery rate in the EMCAD System display. Ratio of emulsion to aggregate is kept constant by microcontroller as operator changes production rate.

#### LIQUID ADDITIVE SYSTEM

**Tank:** 85 gal. (322 L) capacity. Constructed of 316 stainless steel. Double welded and vented by SS Plumbing.

**Pump:** Corrosion-resistant peristaltic, dual additive pumps, hydraulically driven, with one pump capable of higher flow rates. Configurable to flow rates for standard industry additives.

**Control and Metering:** Electronic signal to microcontroller displays flow rate in the EMCAD System display. Operator controls additive flow. Microcontroller provides constant ratio of additive to aggregate as operator changes production rate.

#### MINERAL FILLER (CEMENT) SYSTEM

**Hopper:** 10 ft<sup>3</sup> (0.28 m<sup>3</sup>) capacity. Constructed of 12-gauge stainless steel with hinged cover and hydraulically driven fluffer. Top of hopper is approximately waist high for easier loading. Bag breaker included in hopper to eliminate need for cutting bags open.

**Feed:** Hydraulically driven auger, with vane feeder for ratable delivery. Mineral filler auger delivers material to end of aggregate belt.

**Metering:** Electronic signal to microcontroller displays delivery rate in the EMCAD System display. Ratio of mineral filler to aggregate is kept constant by microcontroller as operator changes production rate.

## **The M310E: Most Advanced Paver In The Industry**

*The M310E, our most advanced paver, includes an electronic control system that simplifies calibration and allows you to monitor and adjust production easily. Built-in diagnostics reduce troubleshooting time, while an end-of-day material usage printout helps you manage your business better.*

### **WATER SYSTEM**

**Tank:** 630 gal. (2,385 L) removable steel tank. In-line water strainer. Double welded. Stainless steel optional.

**Mixing Water Pump:** Positive-displacement, hydraulically driven standard dual mix pump. Dedicated to mixer to ensure constant delivery rate.

**Metering:** Electronic signal to microcontroller displays flow rate in the EMCAD System display. Operator controls water flow. Microcontroller provides constant ratio of water to aggregate as operator changes production rate.

**Pump for Hand Hoses and Spray Bar:** Independent from mixing water. Centrifugal pump with relief line, hydraulically driven.

**Road Spray Bar:** Located behind rear tandems, three nozzles plus extensions to ensure complete coverage, with on/off and flow controls at operator's console.

### **MIXING SYSTEM**

**Mixer:** Dual-shaft, multi-paddle pugmill, dual hydraulically-powered, variable speed and reversible. Fixed angle paddles. Pugmill upper shell (including paddle shafts) slides out with a hydraulic cylinder, while bottom bowl stays in place to facilitate cleaning. Hydraulic power to pugmill paddle shafts is interrupted while pugmill is in out position for safety.

**Urethane Diverter:** Controlled by hydraulic cylinder.

### **HYDRAULIC SYSTEM**

**Pump:** Load sense, pressure-compensated system using dual axial piston pumps with gear pump for charging system. Front pump pressure compensator set at 3,000 psi (207 bar); controls aggregate, emulsion, auxiliary water, power washer, and box lift. Rear pump pressure compensator set at 2,000 psi (138 bar); controls mineral, mix water, additive, and optional circuit. Gear pump for charging 3,000 psi max, 3,625 relief. All hydraulic circuits controlled by electric solenoids in manifolds, with manual overrides provided on each solenoid.

**Reservoir:** 40-gal.-per-minute. 4.8 gal. capacity Cyclone reservoir. Electric pump with 10-micron filter transfers hydraulic oil from barrel to tank to ensure only clean filtered oil is added to system.

**Oil Cooler:** Dual electric fan hydraulic cooler. Single pane.

**Low-Level Sensor:** To lock out PTO.

**Temperature Switch:** Alarm sounds if oil temperature reaches specified limit.

**Filtration:** Replaceable 10-micron cartridge elements.

**Recommended Oil:** Mobilfluid 424.

### **OPERATOR PLATFORM AND CONTROLS**

**Location:** Control panel slides across rear of unit. All controls required while operating machine are on operator's control panel.

**Controls:** All controls are electrical, and consist of joystick, potentiometers, push-button switches and toggle switches. Include production rate, mix start/stop, spray bar on/off, spreader box auger on/off/speed for left and right augers, spreader box sideshift, diverter left/right, box lift up/down, water flow control, additive flow control and additive full rate (momentary) for hand work. Removable control bar covers keep the control panel safe and protect it from weather.

**Guards and Top Plate:** Removable guards and removable top plate of universal rear console for ease of troubleshooting and component replacement. Back cover containing flasher is also removable.



### **PRODUCTION CONTROL**

**Display Location:** Material feed information appears on the operator terminal display.

**Controls:** All material feeds controlled by one on/off switch, which incorporates emulsion delay for consistent mix throughout production cycle. All feeds are independently hydraulically driven and controlled by a microcontroller, enabling change in production rate without change in material ratios. Microcontroller processes feedback signals from material feeds and displays them on the operator terminal display.

**Calibration:** Consists of entering the weight per calibration run of each material into the operator terminal display. Emulsion and material filler (cement) ratios are set by entering the desired ratio on the operator terminal display.

## OPERATOR TERMINAL DISPLAY

### Display Readouts:

Color touch screen monitor:

- Material rates (production rate)
- Material ratios, online and average
- Material total usage since last reset
- Material counts
- Diagnostic information
- Pugmill speed
- Online help for operator

### Display Entries:

Operator enters following information at terminal:

- Mix design ratios
- Emulsion on/off delay
- Selection of English/Metric units
- Selection of English/Spanish language
- Calibration weights
- Box width
- Production rate, also may be contained in mix design ratios
- Aggregate moisture

### Controls

- Material selection
- Pugmill selection speed, on/off
- Pugmill in/out
- PTO on/off switch

## PRINTER

**Printer:** An impact printer is provided to print a record of production, calibration scale factors and microprocessor parameter listing per job or per day.

## SPREADER BOX ATTACHMENT

**Spreader Box Lift Bar:** Full width for safety, with extension for extended spreader boxes. Powered by dual hydraulic cylinders capable of lifting all spreader boxes currently available from Bergkamp. Rear extension for rut box operation. Remote side shift controls on spreader box lift bar (both sides) for operation by spreader box operator.

**Hydraulic Quick Connects:** Provides power to spreader box augers. Includes valve to allow ground personnel to disable auger hydraulic circuit.

**Side Shift:** Positive side shift, 20 in. (51 cm) of lateral movement.

## PAINT

**Paint:** Pre-treatment phosphatizing wash, one coat primer and multiple coats industrial enamel. Color is customer selected.

## POWER WASHER

**Power Washer:** 1,700 psi (117 bar), 4 gpm (11.36 lpm) high-pressure washer with 30 ft. (9.14 m) hose on spring-loaded retractable reel.

## ELECTRICAL SYSTEM

**Electrical System:** 12 V DC, 60 Amp, negative ground. 24 V display. LED indicators in WAGO blocks for ease of troubleshooting.

## OPTIONAL EQUIPMENT

### Stainless Steel Water and Emulsion Tanks

**Tarp System:** Pulltarps® electric arm tarp.

**Spare Parts Packages:** A recommended selection of parts is available, allowing quick return to paving operations in case of a problem.

**Water Load Pump:** Pump is available to load water tank.



## TRUCK REQUIREMENTS

**Gross Vehicle Weight Rating:** 80,000 lbs. (36,287 kg)

**Front Axle (conventional cab or cabover):**

20,000 lbs. (9,072 kg)

**Rear Axle Capacity (tandem group):**

46,000 lbs. (20,865 kg)

**Tag Axle (required):** 13,500 lbs. (6,123 kg)

**Usable Cab to Rear Axle Trunion:** 122 in. (3,099 mm) minimum with tag axle.

**Useable Frame Length:** 248 in. (6,299 mm)

**Minimum Engine Horsepower:** 300 hp (224 kW)

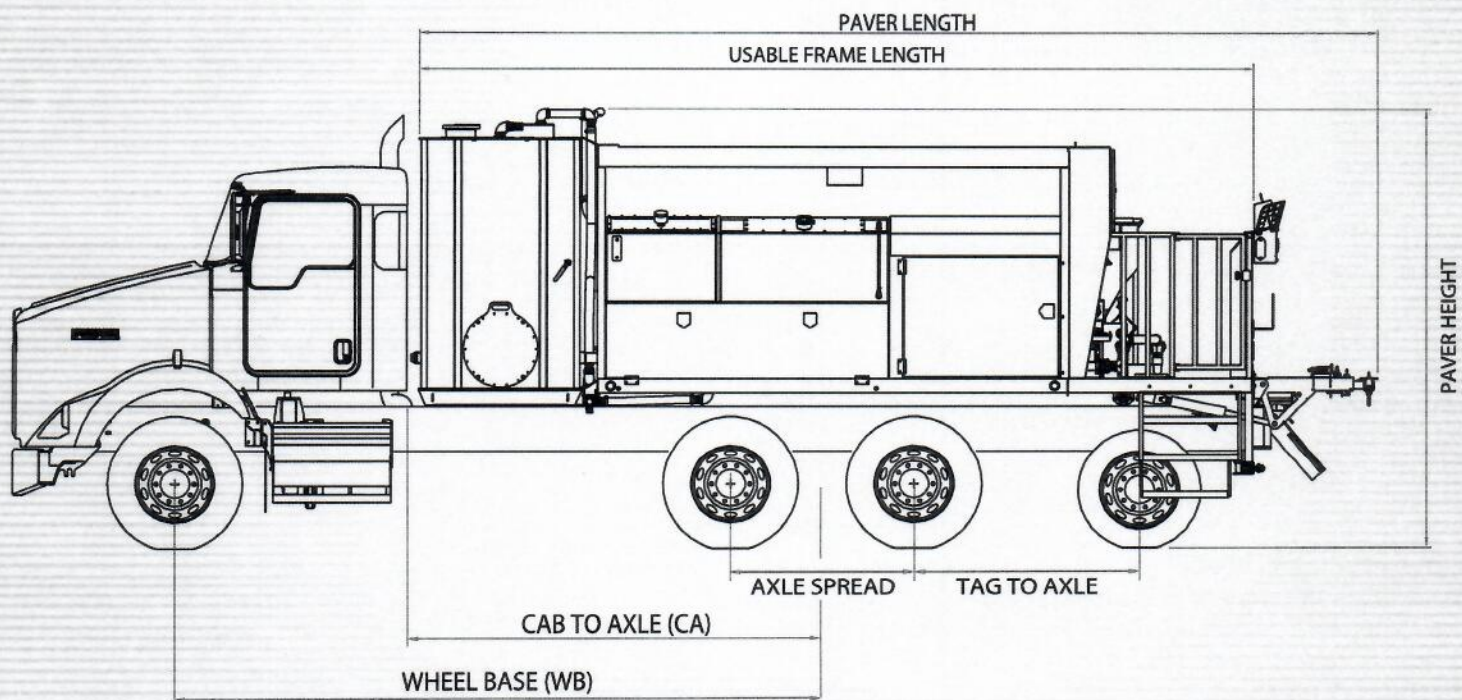
**Transmission:** 7-speed automatic transmission.

Transmission configured for 10-bolt left PTO installation.

**Required Groundspeed for Paving:** 1.5 mph (2.4 km) recommended (low gear at 100 rpm above engine idle).

**Note:** Above specifications are general in nature. Bergkamp Inc. should be consulted regarding specifications of customer-supplied trucks. Bergkamp does not warrant or guarantee that trucks will meet any federal, state or local load regulations. End user is responsible for loading the M310 within the truck manufacturer's axle rating and within federal, state and local laws. Specifications are subject to change without notice.

# M310E SLURRY SEAL AND MICRO SURFACING PAVER



M310E PAVER MEASUREMENTS	
<b>Length</b>	281 in. (7,137 mm) (with spreader box lift arms up)
<b>Width</b>	98 in. (2,489 mm)
<b>Hopper Height Above Truck Frame</b>	76 in. (1,930 mm)
<b>Empty Weight</b>	14,600 lbs. (6,622 kg)
<b>Usable Frame Length</b>	248 in. (6,299 mm)
<b>Paver Height</b>	129 in. (1,065 mm)
<b>Wheel Base (WB)</b>	190 in. (4,828 mm)
<b>Cab to Axle (CA)</b>	122 in. (3,099 mm)
<b>Axle Spread</b>	54 in. (1,372 mm)
<b>Tag to Axle</b>	66 in. (1,676 mm)

**Note:** Products and specifications subject to change without notice. Some equipment shown with optional features and accessories. Contact Bergkamp for details.

## Bergkamp Inc.

3040 Emulsion Drive  
 Salina, KS 67401-8966 USA  
 Phone: (785) 825-1375 • Fax: (785) 825-4269  
[contractor-sales@bergkampinc.com](mailto:contractor-sales@bergkampinc.com)  
[www.bergkampinc.com](http://www.bergkampinc.com)

Connect With Us



**BERGKAMP**



#### LIMITED WARRANTY

BERGKAMP INCORPORATED WARRANTS PRODUCTS OF ITS MANUFACTURE AGAINST DEFECTS IN WORKMANSHIP AND MATERIAL FOR A PERIOD OF TWELVE (12) MONTHS FROM DATE OF DELIVERY TO CUSTOMER. MANUFACTURER WILL FURNISH TO THE CUSTOMER WITHOUT CHARGE, F.O.B. SALINA, KANSAS, REPLACEMENTS FOR SUCH PARTS AS THE MANUFACTURER FINDS TO HAVE BEEN DEFECTIVE, OR AT THE MANUFACTURER'S OPTION, WILL MAKE OR AUTHORIZE REPAIRS TO SUCH PARTS, PROVIDED THAT, UPON REQUEST, SUCH PARTS ARE RETURNED, TRANSPORTATION PREPAID, TO THE FACTORY AT SALINA, KANSAS, AND LABOR CHARGES TO INSTALL SUCH PARTS, SUBJECT TO THE PRIOR APPROVAL OF BERGKAMP INCORPORATED. THIS WARRANTY SHALL NOT APPLY TO ANY PRODUCT WHICH HAS BEEN SUBJECT TO MISUSE, MISAPPLICATION, NEGLIGENCE, ACCIDENT, IMPROPER INSTALLATION, MODIFICATION ADJUSTMENT, OR REPAIR.

BERGKAMP INCORPORATED ASSUMES NO RESPONSIBILITY FOR ENGINES, PUMPS, MOTORS, ELECTRICAL EQUIPMENT OR ANY OTHER EQUIPMENT AND ACCESSORIES NOT MANUFACTURED BY BERGKAMP INCORPORATED BEYOND THE WARRANTY OF THE MANUFACTURER OF SUCH EQUIPMENT OR ACCESSORIES.

THE FOREGOING IS IN LIEU OF ALL OTHER WARRANTIES, WHETHER EXPRESS OR IMPLIED (INCLUDING THOSE OF MERCHANTABILITY AND FITNESS OF ANY PRODUCT FOR A PARTICULAR PURPOSE), AND OF ANY OTHER OBLIGATION OR LIABILITY ON THE PART OF THE MANUFACTURER.

IT IS EXPRESSLY UNDERSTOOD THAT THE MANUFACTURER'S LIABILITY FOR ITS PRODUCTS, WHETHER DUE TO BREACH OF WARRANTY, NEGLIGENCE, STRICT LIABILITY, OR OTHERWISE, IS LIMITED TO THE FURNISHING OF SUCH REPLACEMENT PARTS, AND THE MANUFACTURER WILL NOT BE LIABLE FOR ANY OTHER INJURY, LOSS, DAMAGE, OR EXPENSE, WHETHER DIRECT OR CONSEQUENTIAL, INCLUDING BUT NOT LIMITED TO LOSS OF USE, INCOME, PROFIT, OR PRODUCTION, OR INCREASED COST OF OPERATION, OR SPOILAGE OF OR DAMAGE TO MATERIAL, ARISING IN CONNECTION WITH THE SALE, INSTALLATION, USE OF, INABILITY TO USE, OR THE REPAIR OR REPLACEMENT OF THE MANUFACTURER'S PRODUCTS.

BERGKAMP INCORPORATED RESERVES THE RIGHT TO MAKE CHANGES IN DESIGN FROM TIME TO TIME AS ARE DEEMED DESIRABLE WITHOUT INCURRING THE OBLIGATION TO FURNISH THEM FOR MACHINES PREVIOUSLY SOLD OR SHIPPED.

NO MODIFICATION TO THIS LIMITED WARRANTY SHALL BE VALID UNLESS SUCH MODIFICATION IS REDUCED TO WRITING AND SIGNED ON BEHALF OF BERGKAMP INCORPORATED BY ITS PRESIDENT.

IF LABOR IS PROVIDED BY A THIRD PARTY, WARRANTY WILL BE ADMINISTERED AS DESCRIBED IN THE SERVICE AGREEMENT BETWEEN BERGKAMP INCORPORATED AND THE THIRD PARTY PROVIDER.

BERGKAMP INCORPORATED  
3040 EMULSION DR  
SALINA, KS. 67401



## FOURTH SECTION