

TALKAPHONE MASTER CATALOG


THE LEADERS IN SECURITY AND LIFE SAFETY COMMUNICATIONS





TABLE OF CONTENTS

- About Talkaphone.....2-3
- Housing
 - Towers.....4-7
 - Wall Mounts..... 8
 - Pedestal Mounts..... 9
 - Surface Mounts..... 10-11
- Call Stations
 - Voice over IP.....12
 - Analog.....13
 - Access Control.....14
- Accessories..... 15
- Area of Rescue..... 16
- Software.....17
- Solar System Configuration..... 18
- Warranty Information..... Back Cover



WHO WE ARE

Talkaphone is the industry's leading designer and manufacturer of security and life safety communication products and solutions for customers all over the world. Our robust solutions and technology alliances give us maximum ability to deliver highly tailored results.

Who We Work With



WHY TALKAPHONE?



Platform of Technology

We manufacture more than call stations, we create kiosks of security needs.



Dedicated Team

Our engineers, customer service representatives and support staff make client needs their #1 priority.



Innovative Solutions

We deliver products that are modular by design - allowing us to be the most flexible manufacturer in the industry.



Product Commitment

Our experts apply industry-leading knowledge and capabilities to guide development of a highly effective and successful solution.

Talkaphone has answered the call for diverse and meaningful products that address communication needs as well as security integration.

From our versatile towers - which can house call stations, fixed and dome cameras, outdoor broadcasting capabilities and local mustering - to our call stations themselves which have exceptional sound clarity, Talkaphone consistently asks how we can meet our customers' needs.

EMERGENCY CALL STATION TOWER - RADIUS

Model: ETP-MT/R



DESCRIPTION

The ETP-MT/R Series Tower with rounded corners provides high visibility and helps to deter unwanted activity with an always-lit LED blue light strobe mounted atop the unit. The ETP-MT/R Series offers great deployment flexibility with wireless, solar, and day/night charge options.

FEATURES

- The continuously lit LED blue light strobe is included and mounted atop the unit.
- Call station faceplate is illuminated at all times by an LED panel light
- Vandal-resistant structure designed to resist extreme weather conditions
- IP or Analog call station ready
- Fixed camera options available

SPECIFICATIONS

Dimensions: 12 x 108 x 10 in.
(W x H x D)

Build: 0.25 in. steel

Weight: 340 lbs.

Colors: Available in any color

Reflective Lettering:

Available in custom colors, lettering and graphics.

CCTV RADIUS EMERGENCY PHONE TOWER



Camera sold separately

Model: ETP-MT/R-OP4

Tower includes a camera ready mounting arm to place your own CCTV dome camera which can be activated through the emergency call station.

Optional dual camera crossbar available.

SOLAR POWERED EMERGENCY PHONE TOWER



Model: ETP-MT/R-SOLAR

The ETP-MT/R SOLAR Tower is designed to integrate with a cellular interface to provide a reliable, completely wireless communication. Often used in remote locations where local power is not available. 3G GSM or Verizon cellular interface available.

AREA LIGHTING PLATFORM



Model: ETP-MT/R-BLP

Tower with area lighting platform features a photometrically optimized, high-efficiency LED lighting solution that covers the area surrounding a blue light tower. The combined solution offers up to 70% energy savings over legacy lighting solutions and takes a proactive stance in deterring crime.



EMERGENCY CALL STATION TOWER

Model: ETP-MT



DESCRIPTION

The blue light Emergency Call Station Tower is an ideal security solution for remote and high-risk areas. This vandal-resistant tower serves as a great deterrent to crime with an always-lit LED blue light strobe mounted atop the tower. Patrons can call emergency personnel with a simple push of a button. At the same time, the LED blue light begins to flash, attracting attention to the location.

FEATURES

- Attention-getting LED blue light strobe is included and mounted atop the unit. Continuously lit LED blue light strobe and faceplate-illuminating LED are lit at all times.
- Vandal-resistant structure and coating designed to resist extreme weather conditions
- Fixed camera options available

SPECIFICATIONS

Dimensions: 10 x 114.2 x 8 in.
(W x H x D)

Build: 0.25 in. steel

Weight: 300 lbs.

Colors: Available in any color

Reflective Lettering:

Available in custom colors, lettering and graphics.

TOWER WITH CCTV ARM




Camera sold separately

Model: ETP-MT-OP4

Tower includes a camera ready mounting arm to place your own CCTV dome camera, which can be activated through the emergency call station. Optional dual camera crossbar available.

72-INCH EMERGENCY TOWER



Model: ETP-MT-72

ETP-MT-72 tower is a shorter version of the ETP-MT tower, standing at six feet high. The 72-Inch Tower is ideal for installation in constricted areas such as parking decks.

AREA LIGHTING PLATFORM



Model: ETP-MT-BLP

Tower with area lighting platform features a photometrically optimized, high-efficiency LED lighting solution that covers the area surrounding a tower. The combined solution offers up to 70% energy savings over legacy lighting solutions and takes a proactive stance in deterring crime.



EMERGENCY CALL STATION ECO TOWER®

Model: ETP-MTE



DESCRIPTION

The ECO TOWER® combines economy and ecology into one stylish product. Durable yet lightweight, this aluminum tower stands nine feet tall. Users can call emergency personnel with a simple push of a button. At the same time, the LED blue light strobe begins to flash, attracting attention to the location.

FEATURES

- Lightweight aluminum construction for reduced ecological footprint and one-person installation
- Durable, multilayer powder coating achieves near-zero waste and VOC (volatile organic compound) emissions
- Emergency call station faceplate is illuminated at all times by an LED panel light.
- Fixed camera options available
- Switched power and wireless option available

SPECIFICATIONS

Dimensions: 10 x 113 x 6.8 in.
(W x H x D)

Build: 0.125 in. aluminum

Weight: 45 lbs.

Colors: Safety Blue or Red is standard. Available in custom colors.

Reflective Lettering: Available in custom colors, lettering and graphics.

TOWER WITH CCTV ARM



Camera sold separately

Model: ETP-MTE-ARM

Camera mount can be installed on any basic ECO TOWER emergency phone tower. Ideal solution for increasing general security surveillance around tower area.

Optional dual camera crossbar available

72-INCH EMERGENCY TOWER



Model: ETP-MTE-72

ETP-MT-72 is a shorter version of the ETP-MTE, standing at six feet high. The 72-Inch Emergency Phone Tower is ideal for installation in constricted areas such as parking decks.

SOLAR ECO TOWER®



Model: ETP-MTE-WP

Designed for stand-alone remote area installations, where local power and/or communication lines are not available. Designed to integrate with a cellular interface and either solar or switched power to provide a reliable, completely wireless station.



WIDE-AREA EMERGENCY BROADCAST SYSTEM (WEBS®) RADIUS TOWER

Model: WEBS-MT/R



DESCRIPTION

The WEBS Radius Tower is an ideal security solution for remote and high-risk areas in need of mass notification broadcast coverage. The unit can be used as part of the WEBS® Broadcasting System to notify large masses of people with an intelligent message.

FEATURES

- Concealed high-power speakers provide 360° coverage
- Continuously lit, attention-getting LED blue light strobe is included and mounted atop the unit
- Send live or prerecorded audio messages through WEBS Contact S® or other mass notification platforms
- Local mustering capability: personnel can unlock the local command station and make on-site announcements
- Fixed camera options available

SPECIFICATIONS

Dimensions: 12.8 x 162 x 11 in.
(W x H x D)


Build: 0.25 in. steel

Weight: 430 lbs.

Colors: Available in any color

Reflective Lettering: Available in custom colors, lettering and graphics.

TOWER WITH CCTV ARM



Camera sold separately

Model: WEBS-MT/R-OP4

Tower includes a camera ready mounting arm to place your own CCTV dome camera which can be activated through the emergency call station.

Optional dual camera crossbar available.

RETROFIT EXISTING TOWER



Model: WEBS-RETRO-MT/R

The WEBS-RETRO-MT/R kit converts an existing ETP-MT/R Tower to a highly visible WEBS®-capable mass notification unit. Also available for ETP-MT towers. Camera arm option available.

AREA LIGHTING PLATFORM



Model: WEBS-MT/R-BLP

Tower with area lighting platform features a photometrically optimized, high-efficiency LED lighting solution that covers the area surrounding a blue light tower. The combined solution offers up to 70% energy savings over legacy lighting solutions and takes a proactive stance in deterring crime.



WALL MOUNTS

Model: ETP-WMS



DESCRIPTION

A refined new look for an essential security component. Unit is constructed out of durable 316 marine grade stainless steel and is slim fit for tight spaces or walkways. Fixed camera options available.

FEATURES

- Designed to resist extreme weather conditions
- Continuously lit LED blue light flashes while activated and faceplate-illuminating LED is lit at all times
- Impact-resistant polycarbonate lens resistant to UV-fade
- IP or analog call station ready
- Fixed camera options available
- ADA-compliant

SPECIFICATIONS

Dimensions: 10 x 32 x 4 in. (W x H x D)

Build: 316 marine grade stainless steel

Weight: 23 lbs.

Colors: Brushed stainless steel standard. Available custom painted.

Reflective Lettering: Available in custom colors, lettering and graphics.

Alternate Models

WALL MOUNT



Model: ETP-WM

This wall mount is an ideal security solution for remote and high-risk areas. The unit is designed to resist extreme weather conditions. Also available in economy (ETP-WME) and wide area broadcasting (WEBS-WM) options.

ECONOMY WALL MOUNT S



Model: ETP-WMSE

This highly durable Economy Wall Mount is constructed of 316 Marine-grade stainless steel. Slim fit provides for tight spaces or walkways. Fixed camera options available.

WALL MOUNT WITH EMERGENCY TRIP



Model: ETP-WM-TPK-IP66

The ETP-WM-TPK is a wall-mounted blue light station (BLS) with an emergency trip button that is ideal for mass transit applications. The emergency trip button can be engaged to cut power to the tracks and halt an oncoming train.



PEDESTAL MOUNT

Model: ETP-PM



DESCRIPTION

Free standing Pedestal Mount allows an emergency, information or access phone to be mounted practically anywhere. Pedestal Mounts are used for access control, mass transit, door/gate entry and other locations.

FEATURES

- Constructed of vandal resistant 1/4-inch steel with slanted top and bevelled edges
- Pedestal features 2-inch radius corners, offering contemporary architectural styling
- Emergency Phone faceplate is illuminated at all times by an LED Panel Light
- IP or Analog call station ready

SPECIFICATIONS

Dimensions: 12 x 48 x 8 in. (W x H x D)

Build: 0.25 in. steel

Weight: 120 lbs.

Colors: Safety Blue is standard. Available in custom colors.

Reflective Lettering: Available in custom colors, lettering and graphics.

Alternate Models

WEBS PEDESTAL MOUNT



Model: WEBS-PM

Ideal security solution for remote and high-risk areas in need of wide-area audio broadcast coverage. The unit houses concealed high-power side speakers and amplifier providing for full coverage and can be linked to mass notification systems.

DUAL FACEPLATE PEDESTAL MOUNT



Model: ETP-PMD

An additional faceplate allows a card reader, camera, directory or other device to be mounted above the phone. Secondary plate available in stainless steel or aluminum.

STAINLESS STEEL PEDESTAL MOUNT



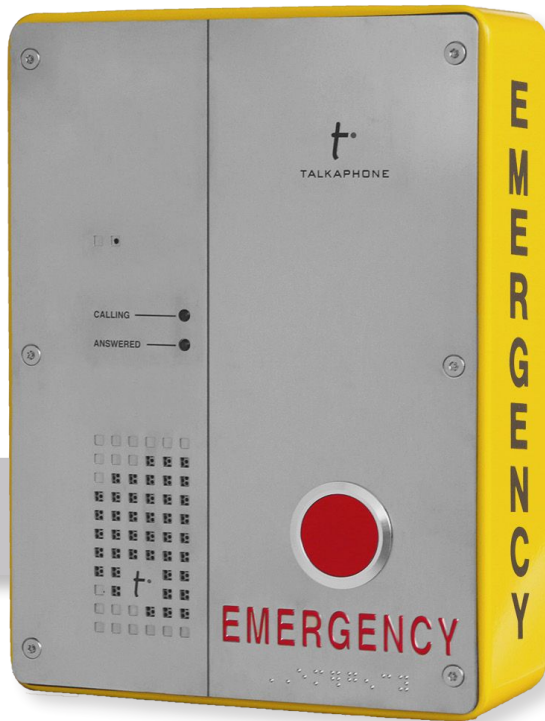
Model: ETP-PM-SS

Constructed of 3/16-inch (4.8mm) brushed marine grade stainless steel. Available in dual faceplate option.



SURFACE MOUNTS

Model: ETP-SM-1



DESCRIPTION

Talkaphone Surface Mount accessory is designed to surface mount any Talkaphone flush mount emergency call station indoors or outdoors and to identify the location of a call station with lettering on both sides. The unit is constructed of durable stainless steel.

FEATURES

- Durable housing can be mounted to a wall or a pole
- Vandal-resistant stainless steel construction
- Designed to resist extreme weather conditions
- Available for wireless and switched power

SPECIFICATIONS

Dimensions: 8.8 x 11.8 x 3.7 in. (W x H x D)

Build: 16GA stainless steel

Weight: 4.35 lbs.

Colors: Safety Yellow is standard. Available in custom colors or brushed stainless steel.

Call Station Sold Separately

Alternate Models

HOODED SURFACE MOUNT



Model: ETP-SMH

The ETP-SMH is constructed of durable stainless steel with a weather-protective hood. Can be mounted to a wall, pole or kiosk.

LIGHTED SURFACE MOUNT



Model: ETP-SML

The call station faceplate is illuminated at all times for clear visibility during the night. The unit is constructed of durable stainless steel with a weather-protective hood.

CARD READER SURFACE MOUNT



Provide your own card reader

Model: ETP-SMCR

Allows any call station to be mounted with a card reader or other device to a wall, pole or gooseneck pedestal. Includes a hinged panel for easy installation and acrylic adapter to magnetically isolate the card reader for an enhanced read range.



SURFACE MOUNTS (CONTINUED)

Model: ETP-SMB (NEMA 4X Surface Mount Accessory with Door)



DESCRIPTION

Designed to surface mount any Talkaphone flush mount call station indoors or outdoors and to protect it from the harshest environments. Additionally, the unit offers extra room to accommodate a handset call station from Talkaphone. The unit is constructed of durable 316 marine grade stainless steel with a latching door.

FEATURES

- NEMA 4x and IP66 rated enclosure
- Includes easy-to-use latching door
- Fully gasketed door and latch
- Available with magnetic door switch

SPECIFICATIONS

Dimensions: 11.03 x 15.91 x 6.76 in. (W x H x D)

Build: 18GA brushed marine grade stainless steel

Weight: 12.5 lbs.

Colors: Brushed stainless steel is standard. Available in custom colors.

Alternate Models


DUAL SURFACE MOUNT BOX



Model: ETP-SMD

Stainless steel mount includes a second opening for directory, card reader or similar size device.

CAR HEIGHT GOOSENECK PEDESTAL




Model: ETP-GP-C

Freestanding pedestal allows a call station to be mounted at car height. Ideal for drive-up applications including garage access control and entry. Available in truck height (ETP-GP-T).

Surface mount sold separately

DUAL CAR & TRUCK HEIGHT GOOSENECK



Model: ETP-GP-D

Freestanding pedestal allows for a call station to be mounted at both car and truck heights.

Goosenecks available standard in Safety Yellow.

Surface mount sold separately



IP CALL STATIONS

COMMON FEATURES

- Vandal resistant 316 marine grade stainless steel
- Exceptional sound clarity during conversation and paging
- IP66 rated for harsh environments
- Additional Layer 2 switch Ethernet port to connect other devices
- Three Aux inputs and outputs
- Configuration and firmware upgrades through Web GUI
- Supports standard SIP protocol
- ADA-compliant

VOIP-500 SERIES



- Hands free dual call progress lights
- Self-diagnostic testing on schedule and fault reporting

VOIP-500E	VOIP-500H	VOIP-500EI	VOIP-500ECK

VOIP-600 SERIES



- Modern design faceplate with backlit call progress signage
- Simple interface with UV-resistant front panel

*Also includes all operational features of VOIP-500 Series

VOIP-600E	VOIP-600H	VOIP-600EI	VOIP-600ECK



ANALOG CALL STATIONS

ADA-compliant, hands-free call station powered by regular phone line or PBX.

ETP-500 SERIES



- Marine-grade stainless steel face plate
- Auxiliary input and outputs to integrate with CCTV, blue lights and other devices
- Built-in auto-dialer

ETP-500E	ETP-500H	ETP-500EI	ETP-500ECK

Indoor call stations ideal for use in indoor controlled-access areas and more.

ETP-100 SERIES



- Vandal resistant stainless steel faceplate
- Uses regular phone lines or PBX
- No power supply or battery back-up needed

ETP-100MBV	ETP-100MV	ETP-103V



ACCESS CONTROL

Compact IP call station for entry supports SIP protocol available in both flush and surface mount.

VOIP-200 SERIES



- Available with ONVIF compliant wide-angle megapixel IP camera
- IP66 vandal resistant marine grade stainless steel
- Supports Power over Ethernet (PoE) and remote software upgrades
- Aux output to activate door opener

VOIP-200C	VOIP-200H	VOIP-200C3	VOIP-200H3

Fully integrated IP intercom and video entry system with head-end IP video attendant station and two-way IP call station.

AVM-1



- VOIP-200 Series Call Station interconnects with the AVM-1 IP video attendant station to provide a one-stop solution
- AVM-1 has the capability to connect to up to 30 VOIP-200 Series IP Call Stations
- Available with audio and video options
- Activate door opener through VOIP-200 series call station

Field Installations





ACCESSORIES

WEBS PAGING UNITS



Broadcasting
available for IP

WEBS®-PA1
WEBS®-PA2

LED BLUE LIGHT



Bright, attention
getting light available
in multiple voltages.
Request Mounting
bracket for stand
alone use.

ETP-EL
ETP-EL 12/24

SCREAM ALERT®



Activates call stations
when a loud scream is
detected.

For use in elevators,
stairwells and similar
indoor locations.

SA-1

VOICE OVER IP INTERFACE



Allows analog series
call stations to be
used over an IP data
network as a SIP
device.

BASIC PBX CONFIGURATION



For use with IP and
analog call stations.
Contact sales team
for information on
configuration, desk
phones and licenses.

3G GSM OR VERIZON CELLULAR INTERFACE



Transforms any
Talkphone analog
call station into a
wireless device.

ETP-GSM
ETP-CDMA-V

PHONE LINE CONSOLIDATOR



Available in 8-channel.
Allows multiple call
stations to utilize one
phone line without
reduction in volume.

EC-8

OP4-4D-EXT CROSSBAR



Fits onto any existing
Talkphone tower arm
to provide dual camera
placements

OP4-EXT



ADA AREA OF RESCUE

AOR Command Unit Series



DESCRIPTION

AOR Command Units accommodating 8, 16, 24 or 32 Area of Rescue/Refuge stations are part of Talkaphone's total AOR solution. System consists of a Command Unit (flush or surface mounted), a selected number of AOR stations (flush or surface mounted), and AOR signage to accommodate the selected number of AOR stations.

FEATURES

- On-site calling requires no outside phone lines
- Off-site calling requires only one phone line for each group of up to 8 stations.
- Blinking LEDs indicate Stations that are waiting to be answered. When first call is completed, 2nd call is automatically received and phone rings.
- Siren is activated when Emergency call is first detected, shuts off when call is answered
- Models available to accommodate 8, 16, 24 or 32 Area of Rescue/Refuge stations.

SPECIFICATIONS

Dimensions: (AOR 8/16) 14.5 x 26.6 x 4 in. (AOR 24/32) 14.5 x 43.58 x 4.14 in. (W x H x D)

Build: 16 gauge steel cabinet with black textured finish, acrylic windows

Weight: (AOR 8/16) 19 lbs. (AOR 24/32) 59 lbs.

Colors: Black is standard. Custom colors available.

Communication: Phone with 12-button keypad receives and selectively originates calls

AREA OF RESCUE STATIONS

ADA-Compliant, hands-free emergency call station for use in locations such as elevators, areas of rescue, stairwells and more.

- **Model: ETP-500E** - Flush Mount Station
- **Model: ETP-100MBV** - Surface Mount Station

ETP-500



ETP-100MBV



AREA OF RESCUE SIGNS

Designate your area of rescue with signs and instructions for use. Signs available with "Area of Rescue", "Area of Refuge" or "Push for Help" verbiage. Lighted options available.

- **Model: ETP-SIGN**
- **Model: ETP-SIGN/LD**
- **Model: ETP-SIGN-PFH**


ETP-SIGN



ETP-SIGN/LD



ETP-SIGN-PFH





WEBS CONTACT S™

A Cloud-Based Offering



DESCRIPTION

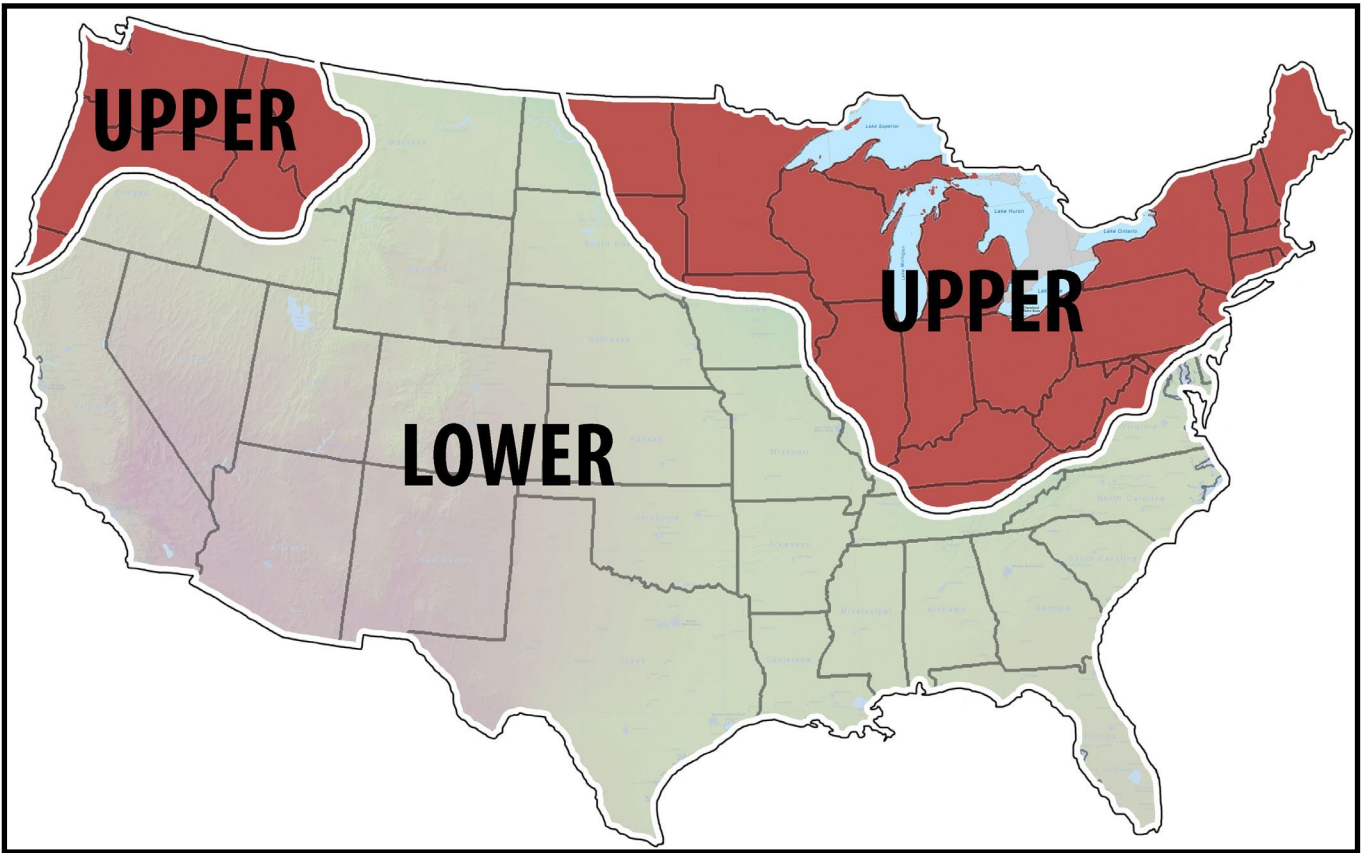
The highly reliable WEBS Contact S™ is hosted Software as a Service (SaaS) mass notification solution that makes it easy to send intelligible notifications to defined groups of VOIP-500 and VOIP-600 Series IP Call Stations and WEBS®-enabled devices. No installation of on-premise servers or applications is required.

- Cloud-based solution
- Template-based notifications
- Text-to-speech support
- Email recipients
- Cascade notifications
- Accessibility via the web




Pricing based on device licenses. Contact Talkphone for more information.



SOLAR SYSTEM CONFIGURATION



SOLAR CONFIGURATION

MOUNTS		PHONES	ZONES	DETAILS
ETP-MT/R-SOLAR	ETP-MTE-WP	ETP-500 + Cellular Interface 	Lower	SLR-80-84 80 Watt Solar Panel 84 Amp-Hour Batteries
			Upper	SLR-120-84 120 Watt Solar Panel 84 Amp-Hour Batteries

WARRANTY AND SHIPPING INFORMATION

Pricing

Prices, terms, and specifications are subject to change without notice.

F.O.B. Point

All shipments are F.O.B factory, Niles, Illinois.

Returns

All returns require prior authorization by Talk-A-Phone Co. Unused standard merchandise in unopened factory cartons may be returned for up to 90 days from date of purchase and is subject to a 15% restocking charge. Custom-made equipment, such as painted towers and pedestals, is non-returnable. Freight must be prepaid by shipper.

Warranty

Talk-A-Phone Co. warrants Talk-A-Phone Emergency Phone and Area of Rescue equipment against any defects in material and workmanship, under normal use, for a period of twenty-four (24) months from date of installation, provided that Talk-A-Phone receives a completed "Installation Certification" certifying the date on which the system has been installed. An "Installation Certification" card is enclosed with every unit. In the event that no "Installation Certification" is received by Talk-A-Phone, the twenty-four (24) months will commence on the date of shipment by Talk-A-Phone. Warranty period for metal components of Models ETP-MT Tower, ETP-MT/R Radius Tower, WEBS-MT/R Tower and ETP-PM Pedestal Mount is five (5) years, under the same terms and conditions. Warranty period for Intercommunication Products is twelve (12) months, under the same terms and conditions.

In the event this product is found by Talk-A-Phone to be defective within the warranty period, Talk-A-Phone's only obligation and your exclusive remedy, shall be the repair and/or replacement of any defective parts, provided the equipment is returned to Talk-A-Phone Co., 7530 N. Natchez Ave., Niles, IL 60714. It is expressly understood that Talk-A-Phone shall have no obligation to furnish labor, nor pay for the labor of any third parties, nor bear the expense of shipping defective products for repair. This warranty shall not apply if Talk-A-Phone determines that the defect was caused by improper use or installation, or damage caused to the equipment by others. In no event shall Talk-A-Phone or its licensors or suppliers be liable for any form of exemplary or punitive damages, or any special, indirect or consequential damages. TALK-A-PHONE EXPRESSLY DISCLAIMS ALL OTHER WARRANTIES, WHETHER EXPRESS, IMPLIED OR STATUTORY, INCLUDING BUT NOT LIMITED TO THE IMPLIED WARRANTIES OF MERCHANTABILITY OR FITNESS FOR A PARTICULAR PURPOSE. Your use of this product constitutes your agreement to all of the foregoing terms.

THIS WARRANTY GIVES YOU SPECIFIC LEGAL RIGHTS AND YOU MAY ALSO HAVE OTHER RIGHTS WHICH VARY FROM STATE TO STATE.

Further information available at Talkaphone.com/Legal

Effective October 1, 2014

Copyright 2016 Talk-A-Phone Co. All rights reserved.

Talk-A-Phone Co • 7530 North Natchez Avenue • Niles, Illinois 60714-3804

Phone 773.539.1100 • Fax 773.539.1241 • info@talkaphone.com • www.talkaphone.com

All prices and specifications are subject to change without notice. Talkaphone, ECO TOWER, Talk-A-Lert, Scream Alert, WEBS and WEBS Contact are registered trademarks of Talk-A-Phone Co.

