


## MOBILE COMMUNITY STAGING



# ShowMaster

2020  
PRICE LIST

SHOWMASTER  
MOBILE SOUND SHELL STAGE



## ShowMaster<sup>®</sup> MOBILE SOUND SHELL COMMUNITY STAGES

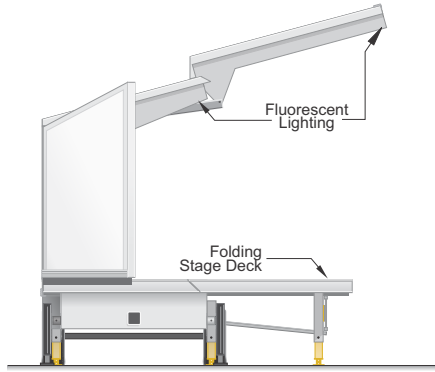
Add a professional dimension to your outdoor events while saving time and man power. **Century's ShowMaster Mobile Community Stages** offer a mobile acoustic shell stage featuring unmatched sound, lighting and visual controls, permitting a variety of outdoor special events and performances throughout your entire community.

An onboard, self-contained, hydraulic actuation system permits fast, easy, one-person push-button setup for a stage that is ready to go whenever needed.


A choice of stage models permits you to select the stage size best suited to your event and performance needs.

### ShowMaster<sup>®</sup> Mobile Stage Features

- **Smooth, Seamless Shell** - rugged, damage-resistant stage enclosure with an attractive professional appearance providing a visual backdrop, weather protection, sound and lighting control, plus security during between events. Acoustically active panels enhance audience experience during outdoor performances. Neutral gray interior color enhances skin tones while reducing glare. Smooth, seamless body panels are ideal for large, highly visible promotional graphics.
- **All-Weather Stage Deck** - exclusive seamless, composite Duradeck provides a sound dampened, textured surface. Folding front stage deck is the same length as the rear main deck permitting one-person setup, as no additional assembly is required to achieve the full rated stage width. Stage deck height is adjustable using the built-in leveling jacks. Neutral gray deck color remains cool in direct sun unlike black stage decks.
- **Full-Length Stage Canopy** - extends beyond the front edge of the folding stage deck and the stage sides, providing maximum coverage and weather protection for the stage area on the three crucial sides, while also positioning the stage lighting beyond the end of the stage for optimum illumination of the stage area and performers.
- **Safety Features** - ShowMaster <sup>®</sup> stages incorporate numerous safety features including dual canopy locking systems, control safety switches, and the industry's highest independently certified wind-load capacity.




Side View



Front View

Century Industries  
**MSM2000 Series**  
**ShowMaster**  
**Mobile Sound Shell**

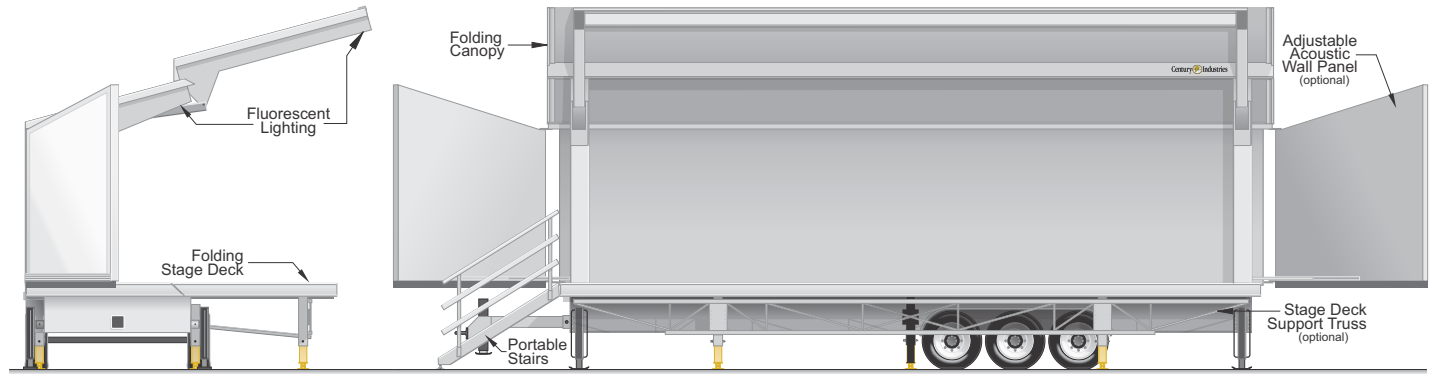


Top View

### ShowMaster<sup>®</sup> Mobile Stage Standard Features

- **Self-contained hydraulic system** - with remote control pendant, deep-cycle batteries, and battery charger, for fast, easy, one-person set up.
- **Powered protective canopy** - extends beyond the front edge and sides of the stage for full coverage, includes automatic mechanical and hydraulic dual-safety canopy locking systems.
- **Powered stage deck** - all weather folding stage deck that is equal in length to the main rear stage deck.
- **Highway Rated Tires** - includes electric brakes on four wheels.
- **Heavy-duty tandem axle suspension** - equalizer system allows towing over curbs and rough ground.
- **Pintle towing coupler** - rugged lunette ring coupler. (ball coupler available on request)
- **Heavy-duty Tongue Jack** - mounted on trailer tongue.
- **Rugged support frame** - dual 18" deep steel-channel backbone main-frame.
- **Crank leveling/support jacks** - four (4) 25,000lb capacity, corner jacks pivot for extra ground clearance during towing and reduced cranking during setup.
- **Breaker panel** - 125 amp capacity, (3) 20 amp breakers, 50ft of 10/3 W cable, receptacles at each inside end of stage, and in mechanical compartment.
- **LED stage lighting** - two rows of linear LED lights, one row mounted at front edge of canopy, with a second row mounted at the canopy hinge-line, providing maximum stage and performer illumination.
- **Storage lockers** - two curb-side compartments with locking hardware for equipment and systems security.
- **Stairs** - (2) sets of steel stairs with enclosed ADA tread-plate treads, adjustable leveling legs, and removable safety handrails on two sides.
- **DOT required** - signal, marker lights, reflectors, and license light, with 12VDC connector cable.
- **Certified by Structural Engineer**

Model	Stage Size	Price
MSM2400	14'D x 24'L	\$83,842
MSM2800	14'D x 28'L	\$92,906

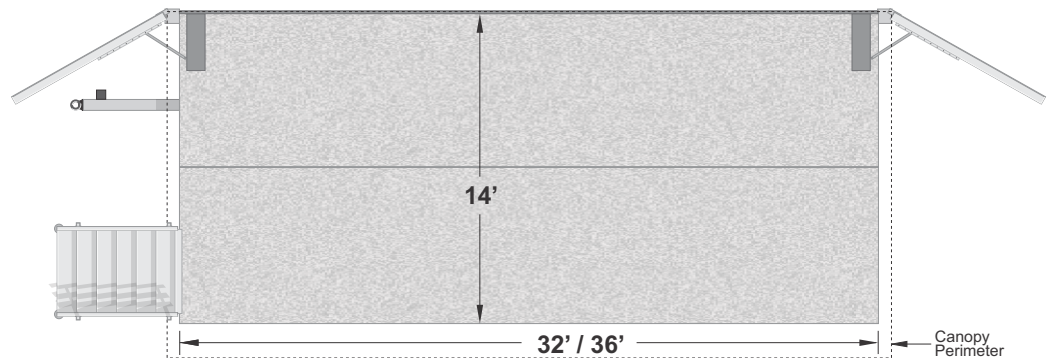


Side View

Front View

Top View

Century Industries  
**MSM3000 Series**  
**ShowMaster**  
**Mobile Sound Shell**



### ShowMaster<sup>®</sup> Mobile Stage - Standard Features

- **Self-contained hydraulic system** - with remote control pendant, deep-cycle batteries, and battery charger, for fast, easy, one-person set up.
- **Powered protective canopy** - extends beyond the front edge and sides of the stage for full coverage, includes automatic mechanical and hydraulic dual-safety canopy locking systems.
- **Powered stage deck** - all weather folding stage deck that is equal in length to the main rear stage deck.
- **Highway Rated Tires** - includes electric brakes on four wheels.
- **Heavy-duty tandem axle suspension** - equalizer system allows towing over curbs and rough ground.
- **Pintle towing coupler** - rugged lunette ring coupler. (ball coupler available on request)
- **Heavy-duty Tongue Jack** - mounted on trailer tongue.
- **Rugged support frame** - dual 18" deep steel-channel backbone main-frame.
- **Crank leveling/support jacks** - four (4) 25,000lb capacity, corner jacks pivot for extra ground clearance during towing and reduced cranking during setup.
- **Breaker panel** - 125 amp capacity, (3) 20 amp breakers, 50ft of 10/3 W cable, receptacles at each inside end of stage, and in mechanical compartment.
- **LED stage lighting** - two rows of linear LED lights, one row mounted at front edge of canopy, with a second row mounted at the canopy hinge-line, providing maximum stage and performer illumination.
- **Storage lockers** - two curb-side compartments with locking hardware for equipment and systems security.
- **Stairs** - (2) sets of steel stairs with enclosed ADA tread-plate treads, adjustable leveling legs, and removable safety handrails on two sides.
- **DOT required** - signal, marker lights, reflectors, and license light, with 12VDC connector cable.
- **Certified by Structural Engineer**

Model	Stage Size	Price
MSM3200	14'D x 32'L	\$94,039
MSM3600	14'D x 36'L	\$101,970



## Options

## Accessories



**Adjustable Acoustic Wall Panels** - mounted at stage left and stage right, movable wall panels pivot from a closed and locked position through 270 degrees. Hinged panels increase the visual backdrop by 16 ft., increase audience viewing angles, improve sound control by directing and focusing sound toward audience, improve the acoustic environment for performers, present a visual back drop, and provide loading access when the stage deck and canopy are closed. Adjustable lock bars allow a choice of secured positions. Panels lock for security.....

90650

\$7,015



**Premium Anti-Corrosion Package** - provides increased corrosion resistance reducing maintenance and increasing stage life. All steel frame members shall be hot dipped galvanized for maximum corrosion protection. Hardware upgrades include anodized aluminum perimeter stage rail, galvanized deck hinge and stainless steel fasteners.

MSM2400

20524

\$1,866

MSM2800

20528

\$2,124

MSM3200

20532

\$2,353

MSM3600

20536

\$2,566



**Premium Stair Upgrade** - upgrade from painted steel to welded 1/8" and 3/16" aluminum plate stairs for lighter weight and rust-free corrosion resistance. Adjustable footpads shall be provided at the bottom of stairs to accommodate uneven ground. Stairs shall attach to movable stage sections and to all sides of the main folding stage deck. Removable handrails shall be anodized aluminum. Stairs shall have fully enclosed risers between threads. 36" Wide stair. (Qty 2) .....

10208

\$1,137



**Stage Deck Support Truss** - 19" deep galvanized steel support truss is attached to the understructure of the fold-down stage deck, and extends the length of the stage deck. A linkage automatically extends the truss as the stage deck lowers, maintaining the truss position perpendicular to the ground. Truss features fast, two-point leveling. Deck truss upgrade replaces the standard multiple deck support legs, quickly producing a stage deck that is both level and straight, significantly reducing set up time.....

90636

\$963

## Options

## Accessories



**Handicapped Access Lift** - installed at the back stage door, always available and readily accessible, lift provides wheel chair accessibility from ground level to stage deck level. Lift is hydraulically actuated and is controlled by a remote pendant with a 6ft cable. Lift platform is 45" long x 30" wide, and features a slip resistant surface. Lift platform stows inside the rear door and is supplied with a gray cover. Lift capacity is 700lbs.....

10209

\$8,959



**Personnel Door** - double-wall, welded aluminum entrance door mounted on stage backwall with full length hinge and locking stainless steel hardware.....

10139

\$1,997



**Hydraulic Leveling/Support System** - upgrades corner leveling jacks to push-button hydraulic actuation with four (4) corner mounted 16,000 lb. capacity (each) jacks. Each jack to have a pilot operated lock valve the hydraulically locks the jack leg position in the event of a hydraulic failure. Jacks pivot 90 degrees for increased ground/curb clearance during towing, preventing damage to the jacks while significantly increasing the amount of effective jack travel available to level or raise the stage.....

90550

\$9,255

## Options

## Equipment & Accessories

**Wireless Remote Control** - compact twelve (12) button remote control allows complete freedom to move around the stage during set-up for improving view. Remote operates stage through discrete frequencies and ID codes enhancing safety. Control operates stage canopy, stage deck, and optional hydraulic leveling/support jacks if installed.....

**90551 \$2,126**

**Hydraulic Hitch Jack** - upgrade the standard tongue jack to a push-button 16,000lb capacity hydraulically operated jack, permitting fast, easy, safe disconnection from the tow vehicle.....

**84444 \$2,154**

**Flush Equipment Tie Down** - flush deck mounted tie downs secure equipment inside stage during transport. 1,500lb minimum pull capacity. Price set of six (6).....

**11003 \$696**

**Decorative Stage Skirt** - encloses lower perimeter of stage deck enhancing appearance for audience. Skirt is 100% synthetic fiber for maximum weather, mildew, and soil resistance, and easy care and handling. Velcro attachment and heavily weighted for wind. Price per foot.....

**56060 \$37**

**4' x 8' All-weather Stage Extension Section** - has weather-resistant Duradeck surface with non-skid pattern to match mobile stage deck. Each section is framed with a rust-free, heavy-duty 7' high extruded aluminum channel. Free standing sections are supported by four (4) adjustable leveling legs. Back leg has both coarse and fine adjustments. Extension sections attach to each other, to the stage perimeter, and will accommodate stairs. Three (3) connector clamps are included with each stage extension section.....

**20202 \$1,155**

**60" Equipment Storage Locker** - provides secure storage for equipment in a large weather-tight compartment. Locker door is attached to frame by concealed hinge and is secured by large stainless steel "D" ring latch with keyed lock. Compartment door is weather sealed.

60"L x 20"H x 25" D.....

**10235 \$1,234**

**Equipment Loading Ramp** - 12' L x 35" W lightweight aluminum loading stage ramp is lightweight for easy portability. Ramp is designed to provide a smooth transition from ramp to the ground. Ramp deck provides superior traction. Ramp attaches to the stage perimeter.....

**90920 \$2,016**

## Options

## Graphics



**Custom Exterior Stage Graphics** - increase your visibility, promote your community, organization, and sponsors with custom designed exterior graphics that are visible when ever the stage is on the road or set up for an event.....

**70002 Quote**

**Custom Interior Stage Graphics** - promote your community, organization, and sponsors with custom designed interior graphics that are visible whenever the stage is open for an event.....

**70003 Quote**

**Hanging Banners** - event banners hang from each end of stage canopy. (1) Pair.....

**91103 \$1,378**

**Canopy Marquee** - folding marquee sign mounted above front edge of canopy. Sign extends canopy length. Lighting provides night time illumination. **(Does not include graphics)**.....

**90916 - 24 \$3,443**

**90917 - 28 \$3,919**

**90918 - 32 \$4,395**

**90919 - 36 \$4,843**

**Banner Hanging Hardware** - (1) Pair.....

**91102 \$1,728**

*(No charge for training @ Century Industries.)*

## Options

## Electrical

**Electrical Upgrade Package #1** - breaker panel and receptacle upgrade for MSM series stages, includes base electrical system, main breaker with ten (10) additional circuit breakers, sixteen (16) receptacles mounted in front edge of canopy on eight (8) circuits, and two (2) duplex receptacles mounted in canopy rear on two (2) circuits. Power cord is upgraded to 50 ft of 6/4t cable.....

42201 \$3,233

**220V/200 Amp Panel Box** - Single phase, 3 wire, 24 circuits, 6 single pole breakers and 2 double pole breakers, copper bus, 120/240 Volts ac. 22,000 interrupting capacity. Suitable for use for larger bands with sound equipment.....

51007 \$1,273

**120V Duplex Receptacle** - Tamper resistant GFCI outlets are installed along back stage wall when extra power is required. GFCI outlets are used in outdoor location where the risk of electrical shock is higher than usual. Tamper resistant design prevents small items from entering electrical devices and shocking someone. \$/Ea.....

40030 \$206

**Solar Battery Charger** - helps maintain battery charge and reconditions batteries for longer service life whenever stage is exposed to sunlight. Note: not intended to power hydraulic system or recharge fully discharged batteries. (Qty. 2 Panels w/Item #90550 selected).....

91106 \$765

**7,000 Watt Enclosed Generator Package** - gasoline fueled generator is fully enclosed in a locking frame mounted exterior compartment with sound proofing for extra quiet operation. Includes hour meter, electric start, and fuel tank. Built-in generator is always on board when needed and does not need to be lifted on and off stage deck. (Powers 42018 & 42019 lighting packages).....

51002 \$10,199

**8,000 Watt Enclosed Generator Package** - 120V/240V, 66.6/33.3 Amp 60 Hz, air cooled **diesel** generator is frame mounted in built-in locker box compartment. Meets National Park Service Sound Level Requirements (60 dB(A) at 50 ft). *(Available on all MSM stage models.)*.....

51005 \$11,283

**12,000 Watt Enclosed Generator Package** - 120V/240V, 100/50 Amp 60 Hz, air cooled **diesel** generator is frame mounted in built-in locker box compartment. Meets National Park Service Sound Level Requirements (60 dB(A) at 50 ft). *(Available on all MSM stage models.)*.....

51006 \$15,901

**Exterior Flood Light** - provides (3) lights for safety and working during night hours. Light has a shock-absorbing weatherproof body that will not rust, dent or scratch. Light is fully adjustable for aiming. 12VDC/3.2 Amps. Switch controlled, self-contained operation provides light when stage is not plugged into AC power source. Lights are mounted on stage curbside and hitch and to allow night-time loading and safe towing hook-up. \$/Ea.....

40028 \$591

**Compartment Light** - light is mounted inside stage providing light for working or loading during night-time hours. Multi-position switch allows high, low, and off settings. 12VDC operation allows self-contained operation from the stage battery system. \$/Ea.....

40029 \$356

**Theatrical Light Support Bar** - extends and supports theatrical light fixtures from the front edge of the stage canopy. Each weather resistant stainless steel "T"-bar support holds up to four (4) par fixtures, and pivots into canopy with lights attached, for secure storage during transport when not in use. One (1) pair of support bars is required for basic and lighting package #1 (total of eight (8) par fixtures). Two (2) pair of support bars are required for intermediate and lighting package #2 (total of sixteen (16) fixtures). Per pair.....

42101 \$1,194

**Note: Support bar does not include PAR lights - see optional lighting packages**

## Options

## Video

**9' x 16' Movie Screen** - electric/motorized screen is ideal for outdoor stage theater applications and commercial presentations. It is designed for ceiling installation. Motor in-the-roller design ensures a silent operation and the front access panel of the case allows easy access. Electric screen offers preset adjustable limit switches to automatically stop the screen at the desired viewing level. Available in both 110 and 220 volt models. Includes standard control module level, 3-button wall switch with box and cover plate. *\*(Movie Projector not included)*.....

42010 \$5,175

- **Optional Wireless Remote** - 3 button control infrared transmitter with receiver. 2 AAA batteries included. Single touch control operates up to 50 ft. away.

- **Radio Remote**

- **Projector Canopy Hardware**

## Options

## Theatrical Lighting Systems

**PRO-1 PROFESSIONAL LED LIGHTING PACKAGE** - Versatile (8) LED fixture lighting system visually enhances and balances your performances. Rugged outdoor-rated LED light fixtures attach to stage canopy light support bars. Flexible mounting options allow custom placement. Programmable DMX Control Console. Control up to 192 DMX channels, Control up to 12 separate intelligent lights with up to 16 DMX channels per fixture. Record up to 6 programmable chases with separate fade times and step speeds. DMX-512, 3 pin XLR signal. Built-in Microphone for chase step activation. DC 9V-12V

**(8) Outdoor rated 7P (RGBAW UV) LED PAR fixtures**, automated programs, pulse and strobe effects, XLR 3-Pin DMX input and output, Power Twist Tr1 IP65 current input/output, 100 - 240 V at 50/60 Hz, Max power consumption: 64W. Black diecast aluminum housing, 19.5" L x 10.08" W x 6.37" H, 7.5 lbs. Ea.

**(8) Fixture clamps** for 50mm Tubing, Max Load Capacity 100kgs - 220 lbs. TUV Approved.

**(7) 5ft DMX Cables** IP65 Rated 3-Pin DMX XLR Cable

**(2) 50ft DMX Cables** IP65 Rated 3-Pin DMX XLR Cable

**(7) 5ft Power Cables** IP65 Rated 3-Pin DMX XLR Cable

**(8) Steel Safety cables** 24-inch Steel Cable, 60 lbs/25kg. weight rating.

42018

\$6,956

*(Note: Theatrical Light Support Bars #42101 are sold separately)*

**PRO-2 PROFESSIONAL LED LIGHTING PACKAGE** - Versatile (16) LED fixture lighting system visually enhances and balances your performances. Rugged outdoor-rated LED light fixtures attach to stage canopy light support bars. Flexible mounting options allow custom placement. Programmable DMX Control Console. 12 Fixtures x 32 DMX Channels, 240 programmable scenes, 8 channel faders x 4 channel banks. Individual speed and fade time faders, 12 programmable chases, Tap Sync button, Built-in microphone, Fog machine input and trigger button, blackout button. 12 vdc AT 500 mA.

**(16) Outdoor rated 12 x 12 W (RGBAW UV) LED PAR fixtures**, automated programs, 6 DMX Modes: 6, 6+, 9, 9+, 10 & 12-channel. 63 built-in Color Macros, pulse and strobe effects, XLR 3-Pin DMX input and output, Power Twist Tr1 IP65 current input/output, 100 - 240 V at 50/60 Hz, Max power consumption: 64W. Black diecast aluminum housing, 11.75" L x 7.85" W x 10.5" H, 10.5 lbs. Ea.

**(16) Fixture clamps** for 50mm Tubing, Max Load Capacity 100kgs - 220 lbs. TUV Approved.

**(15) 5ft DMX Cables** IP65 Rated 3-Pin DMX XLR Cable

**(2) 50ft DMX Cables** IP65 Rated 3-Pin DMX XLR Cable

**(15) 5ft Power Cables** IP65 Rated 3-Pin DMX XLR Cable

**(16) Steel Safety cables** 24-inch Steel Cable, 60 lbs/25kg. weight rating.

42019

\$12,191

*(Note: Theatrical Light Support Bars #42101 are sold separately)*

## Options

## Sound Systems

**PRO-SOUND SYSTEM #1** - (1) 12-Channel Sound Mixer Console features a versatile all-in-one console that can handle up to 12 inputs with internal effects. 12 Input channels (6 Mics + 4 Stereo line inputs), 3 Band EQ (Ch 1-7/8), 2 Band EQ (Ch 9/10-11/12), 4 Busses (Stereo + 2 groups), 1 Aux send + 1 Effect send, 1 Stereo Aux return, SPX Digital multi effects, XLR Connectors, Light weight (3.2 kg)  
**(2) Sound Speakers** are 225W amp to power the 12" woofer and a 75W amp to power the 1.75" compression driver. With a frequency range of 50Hz to 20kHz and a max SPL of 121dB. Equipped with a 2-band EQ. The powered subwoofer has a built in high pass filter, (2) 50' Speaker cables, (2) Sound Speaker stands, Set of Two with bag. (2) Microphone stands with telescoping boom. (2) Shure Microphones, (4) 50' Mic Cables.....

41110

\$3,452

**PRO-SOUND SYSTEM #2** - (1) 16-Channel Sound Mixer Console, 6 busses, and all the outstanding digital effects you'll need built-in. 16 Input channels (10 Mics + 4 Stereo line inputs), 3 Band Mid-sweep EQ (Ch 1-8), 3 Band EQ (Ch 9/10-15/16), 6 busses (Stereo + 4 groups), 2 Aux sends + 1 Effect send. 1 Stereo Aux return, SPX Digital multi effect, XLR Connectors, Light weight (5.5kg), Rack Mountable, (2) Sound Speakers Bi-amplified 12" cone type woofer and 1.75" compression driver deliver total output power of up to 400 watts (LF: 300 watts, HF: 100 watts burst. Input level range from -36dB to +4 dB accepts output from your mixer as well as microphones, synthesizers, or other electronic musical instruments. (2) Tripod Speaker Stands, Min/Max Height 48/81 inches (1212/2057mm) (4) Microphone Stands, Min/Max Height: 6/99 Inches (152/2515mm) (4) Hand Microphones W/Switch (6) 50' Mic Cables.....

41111

\$5,323



**PRO-SOUND SYSTEM #3** - (1) 24-Channel Premium Mixing Console. 16 Mic inputs with 48V Phantom Power and HPF per Channel, 24 Line inputs (16 Mono and 4 Stereo), 6 AUX Sends + 2FX Sends, 4 GROUP Buses + ST Bus, 2 Matrix out, 1 Mono out. (1) Power Amplifier delivers 3200 watts. Independent sweepable high-pass and low-pass filters on each channel so you can optimize output for subwoofer or full range systems. (4) Weatherized Sound Speakers with high-impact polypropylene enclosure. Up to four anchor-plate attachments. High sensitivity, 131 dB maximum SPL. Power handling: 600 W continuous, 2400 W peak (1) CD player features USB port on front panel for iPod and other devices. iPod compatibility. CD-R/RW disc playback compatibility. Mp3 and WMA compatibility with numerous convenient playback functions. (4) Tripod Speaker Stands, Min/Max Height: 48/81 inches (1219/2057mm) (2) Microphone Stands, Min/Max Height: 6/99 Inches (152/2515mm) (2) Hand Microphones W/Switch (2) 25' Speaker Cables (2) 50' Speaker Cables (2) 50' Mic. Cables.....

41112 \$8,954

**PRO-SOUND #4 (Compact Touring Sound System)** - Includes 16 channel mixing console with (16) line inputs (mono & stereo), active speaker system with (2) 2000W powered compact column-array speaker with two double satellites and two single satellites and 15" powered subwoofer module, (2) cardioid microphones, (2) microphone stands with boom, (4) cables (2) array and (2) subwoofer transport cases.....

41113 \$18,746

**PRO-SOUND #5 (Live Venue Sound System)** - Adaptable system offers the choice to fly or stack the speakers as desired. Includes 16 channel mixing console with (16) line inputs (mono & stereo), active speaker system with (4) suspended two-way speakers with 900W amplifier, (4) subwoofer with 1000W amplifier, (2) cardioid microphones, (2) microphone stands with boom, (6) cables.....

41114 \$22,817

**Hanging Speaker Hardware Package** - Stainless steel brackets that offer the perfect support for a variety of speakers to hang from front of the ShowMaster stage.....

91104 \$392

**Sound Diffuse CURVE Tiles** - Removable light-weight 4' x 8' help dampen reflective reverberation problems and reduce overall ambient or unwanted monitor feedback and hot-spot reflection points to effectively clean up sound. Panels attach to stages back rear wall, weather resistant w/washable fabric material and variety of colors to choose from. \$/Ea.....

42011 \$934

*\*\*Optional graphic image printing available. Panels will not only take care of your sound issues, but can add extra flair and style to the interior stage.*

**AV Cabinet/Built-In** - Audio/Visual cabinet with (6) angled shelves, electric receptacle, cabinet light, door with locking stainless steel 'D' ring handle, welded .090 aluminum construction painted to match stage interior, 72" H x 36" W x 24" D.....

51110 \$4,191

**Drum Riser** - Provides height for drummers who want to rise above the crowd. Sturdy, lightweight and compact. Kit consists of (2) 4' x 8' sections with 6" legs.....

90449 \$2,061

**Spare Tire** - Full size spare tire and wheel match the vehicle's original tire dimensions.....

TIR2002 \$1,228

**5th Wheel Hitch** .....

51111 \$3,993

**Gooseneck Hitch** .....

70104 \$3,993

**Air-ride suspension** - Provides smooth tow quality. Upgrading replaces conventional steel springs to Air Ride Suspension you can achieve increased comfort and load capacity simultaneously. Model: HT190U/HS190U. Capacity 20,000 lbs (9,000kg).....

12115 \$24,334



PO Box C Sellersburg, IN 47172 USA