



# AUTOMOTIVE LIST PRICE

No. PL19.1WL

EFFECTIVE: June 28, 2019 VOID: December 18, 2019



## AFFORDABLE /// AVAILABLE



**Order Anytime Day or Night by E-mail: [autoorder@whelen.com](mailto:autoorder@whelen.com)  
or Toll Free Facsimile 1-800-637-8762**

Many products listed in this price list meet or exceed AMECA, SAE and California Title XIII requirements. For details contact your regional sales office. Every effort will be made to hold prices through the end date. We reserve the right to increase prices on certain and/or all products. Whelen Engineering Company, Inc. is not responsible for typographical errors.

**ISO 9001 Registered QMS**



OFFICIAL WARNING LIGHTS OF NASCAR

Follow us on



# PL 19.1 New Products

Refer to price list for complete details on all new products listed.

## Dominator™ TIR3™ and Dominator Plus™ LINZ6™ Super-LED® Series



Compact and waterproof light arrays that provide added vehicle visibility and high-intensity light output, featuring TIR3 or LINZ6 Super-LED optics. New models available in warning or Traffic Advisor™ models.

### C6 SurfaceMax™ Series

**C6SL** Scenelight



### C7 SurfaceMax Series

**C7#** Split color, Clear outer lens, side-by-side, Red/White, Blue/White, Red/Blue or Red/Amber, Scan-Lock™ flash patterns, independent On/Off control of each side



**C7SL** Scenelight

### C9 SurfaceMax Series

**C9#** Split color, Clear outer lens, over/under, Red/White, Blue/White, Amber/White, Red/Blue, Red/Amber, or Blue/Amber, Scan-Lock flash patterns, independent On/Off control of each level, Hi/Low power



### Strip-Lite™ Plus Series

**PSBKT90** 90° mounting bracket for 1 Strip-Lite Plus lighthead

### Strip-Lite Plus XL Series

**PSXLBKT2** Guard for 1 Strip-Lite Plus XL light

### Motorcycle Warning Products

Pole mounted L32 series Super-LED beacon

**MPL32R** Single color, Red low dome

**MPL32B** Single color, Blue low dome

### Optional Mounting Bracket for SA315 Series

**SAK65** Chevy Silverado 1500, 2019, driver or passenger side

## Mini Cenator™ Super-LED Series Lightbars



**CVM\*\*\*P** Permanent mount with 20' cable, Red, Blue, Amber and/or White

**CVM\*\*\*M** Magnetic mount with cigar cord, Red, Blue, Amber and/or White

**CVM\*\*\*V** Magnetic/Suction mount with cigar cord, Red, Blue, Amber and/or White

**CVA** Two Super-LED alley lights, for permanent mount only

**CVTS** Two Super-LED take-down lights, for permanent mount only

**CVTSA** Two Super-LED take-down and two alley lights, for permanent mount only

**CDL\*** One LIN6™ module, Red, Blue, Amber or White

**CDC\*** One CON3™ module, Red, Blue, Amber or White

## QuickFit™ Bolt-On Mounting Platform Series



Models available in powder-coated Black or White steel or aluminum for the Ford F-150, 2015-2019, Ford F-250/350, 2017-2019, Chevy Silverado 1500/2500/3500, 2016-2018, and Ram 1500, 2016-2018.

## Inner Edge® FST™ Series Lightbars



Upper front facing lightbars with Proclera® Silicone optics, available in low current SOLO™ and WeCan® SOLO, DUO™ and TRIO™ models for the Chevy Silverado 1500, 2019 and Dodge Charger, 2018-2019

## Inner Edge XLP Series Lightbars



Upper Front facing lightbars, available in low current SOLO and DUO+™ as well as WeCan DUO+ models for the Chevy Silverado 1500, 2019 and Ford Police Interceptor Utility, 2020

## Liberty™ II, SOLO, IX, IG, IH and IW Series Option



**ITLPPF2** Two long ProFocus™ LED take-down lights, programmable as floodlights or spotlights

## Liberty II, DUO+, IB and IJ WeCan Series Option

**ITLPPF2** Two long ProFocus LED take-down lights, programmable as floodlights or spotlights

## Cenator Super-LED Series Options

**CDC\*** One CON3 module, Red, Blue, Amber or White, cannot be used with LIN6+™ module

**CDCF\*** Color filter for CON3 module, Red, Blue or Amber, each

**CCFTR\*** Color filter for LIN6 and LIN6+ module, Red, Blue or Amber, each

## Cenator Super-LED Series Mounting Kit Options

**CMK101** Chevy Silverado 1500 / 2019 / 54"

**CMK85** Dodge Durango / 2018-2019 / 48"

**CMK105** Ford Police Interceptor Utility / 2020 / 54"

**CMK103** Ford Expedition SSV (roof rack mount) / 2018-2019 / 54" - 60"

**CMK104** Ford Ranger / 2019 / 48"

**CMK99** Toyota Camry / 2017-2019 / 48"

**CMK100** Toyota Tundra / 2017-2019 / 54"

**CMK9S** Stud mount kit (2 each), 48" - 54"

**CMK20S** Stud mount kit (3 each), 60"+

## Lightbar, Mounting Kits

**MKEZ101** Chevy Silverado 1500 / 2019 / 54" - 56"

**MKEZ102** Ram 1500 / 2019 (not for the 2019 Ram 1500 Classic) / 54" - 56"

**MKEZ105** Ford Police Interceptor Utility / 2020 / 54" - 56"

**MKAJ105** Ford Police Interceptor Utility, adjustable leveling foot / 2020 / Liberty II, Legacy®, Freedom® IV 48" - 55" and Justice® 56"

**MKEZ104** Ford Ranger / 2019 / 48" - 50"

**MKAJ104** Ford Ranger, adjustable leveling foot / 2019 / 48" - 50"

**MKEZ99** Toyota Camry / 2017-2019 / 48" - 50"

**MKEZ100** Toyota Tundra / 2017-2019 / 54" - 56"

## Lightbar, Low Profile Mounting Kits

**MKLP102** Ram 1500 / 2019 (not for the 2019 Ram 1500 Classic) / 54" - 56"

**MKLP104** Ford Ranger / 2019 / 48" - 50"

**MKLP99** Toyota Camry / 2017-2019 / 48"

## Lighthoods, 24 VDC

**C6SL4** C6 SurfaceMax scenelight

**C7SL4** C7 SurfaceMax scenelight

## Siren, 24 VDC

**ALPHASL4** Remote siren, for use with remote switches (purchased separately), selectable four tone hands-free siren, for one or two 100 watt speakers

# TABLE OF CONTENTS

Whelen Engineering maintains all of the tools and designs for every product manufactured over the last 50 plus years. Items not listed in this price list may be available as a special order. Contact the factory for price and availability.

“Made-To-Order Products” are defined as either models listed in this price sheet with a "MTO" symbol in front of the model field of each “made-to-order” model; or any model not listed in this price sheet. All such "MTO" noted models or those not listed in this price sheet are NCNR (special order, non-cancelable, non-returnable). Please allow sufficient time for production, as these models may require multiple machines for the processing of these special parts.

<b>Dash/ Deck/ Visor</b>	<b>1</b>
Dash/ Deck/ Visor, Directional	1
<b>Beacons</b>	<b>2</b>
LED, Halogen, Rotating Beacons - Rota-Beam™ Series	2
LED Beacons, Self-Contained	3
<b>Flashers &amp; Lighthead</b>	<b>4</b>
Flashers, Halogen & LED	4
Lighthead, Super-LED®, LED, Halogen & Combination	5
<b>Systems - DOT &amp; Motorcycle</b>	<b>20</b>
DOT Wing Plow Super-LED® Lighthead	20
DOT3® Super-LED®	21
Motorcycle Warning Products	21
Motorcycle Systems	22
<b>Sirens, Switches &amp; Speakers</b>	<b>22</b>
Switches And Control Boxes	22
Siren Amplifiers, Amplifiers & Airhorns	23
Siren Amplifier & Speaker Combination	25
Siren Speakers, SA315 & SA314 Projector™ Series	25
Siren Speakers, Other	26
<b>Safety Site™ &amp; Back-Up Alarms</b>	<b>26</b>
Safety Site™	26
Back-Up Alarms, Electronic	26
<b>Traffic Advisors</b>	<b>26</b>
Traffic Advisor™ Series & Accessories	27
<b>Tracer™</b>	<b>28</b>
Tracer™ Series	28
<b>Lightbars, Mini</b>	<b>29</b>
Century™ Series Mini Lightbars	29
Mini Legacy™, Super-LED® Series Lightbars	30
Mini Liberty™ II SOLO™, Super-LED® Series Lightbars	30
Mini Cenator™ Super-LED® Series Lightbars	30
Responder® LP Series Mini Lightbars	30
Responder® HD Series Mini Lightbars	31
Mini Edge® Freedom® IV DYAD™ Series Lightbars	31
Mini Freedom® IV Rota-Beam™ Series Lightbars	31
Mini Justice® Series	32
QuickFit, Bolt-On Mounting Platform Series	32
<b>Lightbars</b>	<b>32</b>
Inner Edge® FST™ Series	32
Inner Edge® XLP, Extra Low Profile Series Lightbars	35
Inner Edge® RST™ Series	38
Outer Edge® Series Lightbars	39
Freedom® IV DYAD™ Series Lightbars	40
Freedom® IV Rota-Beam™ Super-LED® Series Lightbars	42
Legacy® Super-LED® Series Lightbars	42
Legacy® TRIO™ Series Super-LED® Lightbars	43
Legacy SOLO™ Super-LED® Series Lightbars	43
Liberty™ II Super-LED® Series Lightbars	44
Liberty™ II TRIO™ Series Super-LED® Lightbars	46
Cenator™ Super-LED® Series Lightbars	47
Cenator™ TRIO™ Series Linear Super-LED® Lightbars	48
Cenator™ Super-LED® Series Mounting Kit Options	48
Justice® Super-LED® WeCan® Series Lightbars	49
Justice® Super-LED® Competitor™ Series Lightbars	49
Century™ Elite Series LED Lightbars	50
Towman's™ Super-LED® Series Lightbars	50
NFPA Lightbars	50
4500 Series Surface Mount Lightbars	51
Options, Mounting Kits	51
Replacement Parts, Mounting Kits & Strap Kits	52
Options, Low Profile Mounting Kits	53
Replacement Parts, Low Profile Mounting Kits & Strap Kits	53
<b>24 VDC, Green Products &amp; Parts</b>	<b>53</b>
24 VDC Products	53
Green Products	55
Replacement Parts, Lens Kits	56
Replacement Parts, Bulbs For Whelen Lights	56

A Complete Bulb Guide and Index Can Be Found at the Back of this Booklet

Dash/ Deck/ Visor

Beacons

Flashers &  
Lighthead

Systems - DOT &  
Motorcycle

Sirens, Switches &  
Speakers

Safety Site™ &  
Back-Up Alarms


Traffic Advisors

Tracer™

Lightbars, Mini

Lightbars

24 VDC, Green  
Products & Parts

↓  - NCNR (special order, non-cancelable, non-returnable, check availability). See "Made-To-Order" Statement on Table of Contents Page of this Price List.

**MODEL DESCRIPTION LIST**

**Dash/ Deck/ Visor, Directional**

**Avenger® II SOLO™ Combination Linear/TIR Super-LED® Series**, Includes Swivel/Bail Bracket with Suction Cups, Hood, Cigar Plug with On/Off Switch and Scan-Lock™ Flash Pattern Switch. (For Green, Contact Factory for Price, Availability and Minimum Order Requirements).

AVC11*	Single, Red, Blue, Amber or White	204.00
AVC21**	Dual, Red, Blue, Amber and/or White	356.00

**Avenger® II SOLO™ Combination Linear/TIR Super-LED® Series with 2-Wire Pigtail**, Includes Scan-Lock Flash Patterns, Swivel/Bail Bracket with Suction Cups, and Hood. (For Green, Contact Factory for Price, Availability and Minimum Order Requirements).

AVW11*	Single, Red, Blue, Amber or White	204.00
AVW21**	Dual, Red, Blue, Amber and/or White	356.00

**Avenger® II DUO™ Combination Linear/TIR Super-LED® Series**, Includes Swivel/Bail Bracket with Suction Cups, Hood, and Cigar Plug with On/Off Switches. (Mode Button for Color Choice and Scan-Lock™ Flash Pattern Button are Located on the Avenger® II).

AVC12#	Single, Red/Blue, Amber/White, Blue/White, Red/White or Blue/Amber Only	228.00
AVC22DD	Dual, Each Lighthouse Red/White	387.00
AVC22DE	Dual, One Lighthouse Red/White and One Blue/White	387.00
AVC22EE	Dual, Each Lighthouse Blue/White	387.00
AVC22FF	Dual, Each Lighthouse Amber/White	387.00
AVC22JJ	Dual, Each Lighthouse Red/Blue	387.00
AVC22MM	Dual, Each Lighthouse Blue/Amber	387.00

**Avenger® II DUO™ Combination Linear/TIR Super-LED® Series with 3-Wire Pigtail**, Includes Swivel/Bail Bracket with Suction Cups, and Hood. (Mode Button for Color Choice and Scan-Lock™ Flash Pattern Button are Located on the Avenger® II).

AVW12#	Single, Red/Blue, Amber/White, Blue/White, Red/White or Blue/Amber Only	228.00
AVW22DD	Dual, Each Lighthouse Red/White	387.00
AVW22DE	Dual, One Lighthouse Red/White and One Blue/White	387.00
AVW22EE	Dual, Each Lighthouse Blue/White	387.00
AVW22FF	Dual, Each Lighthouse Amber/White	387.00
AVW22JJ	Dual, Each Lighthouse Red/Blue	387.00
AVW22MM	Dual, Each Lighthouse Blue/Amber	387.00

**Avenger® II TRIO™ Combination Linear/TIR Super-LED® Series**, Includes Swivel/Bail Bracket with Suction Cups, Hood, and Cigar Plug with On/Off Switches. (Mode Button for Color Choice and Scan-Lock™ Flash Pattern Button are Located on the Avenger® II).

AVC13RBC	Single, Red/Blue/White, with White Steady Override	244.00
AVC13RBA	Single, Red/Blue/Amber, with Amber Steady Override	244.00
AVC13RAC	Single, Red/Amber/White, with White Steady Override	244.00
AVC13BAC	Single, Blue/Amber/White, with White Steady Override	244.00
AVC23RBC	Dual, Each Lighthouse Red/Blue/White, with White Steady Override	469.00
AVC23RBA	Dual, Each Lighthouse Red/Blue/Amber, with Amber Steady Override	469.00
AVC23RAC	Dual, Each Lighthouse Red/Amber/White, with White Steady Override	469.00
AVC23BAC	Dual, Each Lighthouse Blue/Amber/White, with White Steady Override	469.00

**Avenger® II TRIO™ Combination Linear/TIR Super-LED® Series with 4-Wire Pigtail**, Includes Swivel/Bail Bracket with Suction Cups, and Hood. (Mode Button for Color Choice and Scan-Lock™ Flash Pattern Button are Located on the Avenger® II).

AVW13RBC	Single, Red/Blue/White, with White Steady Override	244.00
AVW13RBA	Single, Red/Blue/Amber, with Amber Steady Override	244.00
AVW13RAC	Single, Red/Amber/White, with White Steady Override	244.00
AVW13BAC	Single, Blue/Amber/White, with White Steady Override	244.00
AVW23RBC	Dual, Each Lighthouse Red/Blue/White, with White Steady Override	469.00
AVW23RBA	Dual, Each Lighthouse Red/Blue/Amber, with Amber Steady Override	469.00
AVW23RAC	Dual, Each Lighthouse Red/Amber/White, with White Steady Override	469.00
AVW23BAC	Dual, Each Lighthouse Blue/Amber/White, with White Steady Override	469.00

**Options for Avenger® II Series**

AVBKT1	Low Profile Mounting (Headliner) Bracket for Single Avenger® II Series Only	14.50
AVBKT2	Low Profile Mounting (Headliner) Bracket for Dual Avenger® II Series Only	16.00
AVBKT3S	Visor Mounting Bracket for Single Avenger® II Series Only	14.50
AVBKT3D	Visor Mounting Bracket for Dual Avenger® II Series Only	29.00
AVBKT4	Adjustable Height Bracket Kit for All Avenger® II's	47.00
AVBKT5S	Headliner Mounting Bracket, Adjustable, for Single Avenger® II Series Only	25.50
AVBKT5D	Headliner Mounting Bracket, Adjustable, for Dual Avenger® II Series Only	25.50

**Dominator™ Plus LINZ6™ Super-LED® Series**, Includes Slide Bolt Mounting. For Interior or Exterior Use. 1.74" High x 2.17" Deep Housing, Three Super-LED®s per lamp. Choice of Warning or Traffic Advisor™ Models.

DP2	<b>NEW</b> 2 Lamp, 7.11", Requires Two DP*, No Charge When Ordered with DP2	332.00
DP4	<b>NEW</b> 4 Lamp, 14.21", Requires Four DP*, No Charge When Ordered with DP4	651.00
DP6	<b>NEW</b> 6 Lamp, 23.26", Requires Six DP*, No Charge When Ordered with DP6	935.00
DP8	<b>NEW</b> 8 Lamp, 30.36", Requires Eight DP*, No Charge When Ordered with DP8	1210.00
DPTA6A	<b>NEW</b> Amber, 6 Lamp LINZ6™ Super-LED® Traffic Advisor™, 23.26" Long, Less Control Head	958.00



DPTA6	NEW 6 Lamp LINZ6™ Super-LED® Traffic Advisor™, 23.26" Long, Less Control Head, Requires Six DP*, No Charge When Ordered with DPTA6	958.00
DPTA8A	NEW Amber, 8 Lamp LINZ6™ Super-LED® Traffic Advisor™, 30.36" Long, Less Control Head	1249.00
DPTA8	NEW 8 Lamp LINZ6™ Super-LED® Traffic Advisor™, 30.36" Long, Less Control Head, Requires Eight DP*, No Charge When Ordered with DPTA8	1249.00
DPTAW8	NEW 8 Lamp LINZ6™, 6 Light Traffic Advisor™ with 2 End Warning Lights, 30.36" Long, Less Control Head, Requires Eight DP*, No Charge When Ordered with DPTAW8	1265.00
DP*	NEW LINZ6™ Super-LED® Lighthouse, Amber, Blue, Red or White	

**Dominator™ TIR3™ Super-LED® Series**, Includes Slide Bolt Mounting. For Interior or Exterior Use. 1.74" High x 2.17" Deep Housing, Three Super-LED®s per lamp. Choice of Warning or Traffic Advisor™ Models.

D2	NEW 2 Lamp, 7.11", Requires Two D*, No Charge When Ordered with D2	233.00
D4	NEW 4 Lamp, 14.21", Requires Four D*, No Charge When Ordered with D4	359.00
D6	NEW 6 Lamp, 23.26", Requires Six D*, No Charge When Ordered with D6	529.00
D8	NEW 8 Lamp, 30.36", Requires Eight D*, No Charge When Ordered with D8	675.00
DTA6A	NEW Amber, 6 Lamp TIR3™ Super-LED® Traffic Advisor™, 23.26" Long, Less Control Head	558.00
DTA6	NEW 6 Lamp TIR3™ Super-LED® Traffic Advisor™, 23.26" Long, Less Control Head, Requires Six D*, No Charge When Ordered with DTA6	558.00
DTA8A	NEW Amber, 8 Lamp TIR3™ Super-LED® Traffic Advisor™, 30.36" Long, Less Control Head	697.00
DTA8	NEW 8 Lamp TIR3™ Super-LED® Traffic Advisor™, 30.36" Long, Less Control Head, Requires Eight D*, No Charge When Ordered with DTA8	697.00
DTAW8	NEW 8 Lamp TIR3™, 6 Light Traffic Advisor™ with 2 End Warning Lights, 30.36" Long, Less Control Head, Requires Eight D*, No Charge When Ordered with DTAW8	708.00
D*	NEW TIR3™ Super-LED® Lighthouse, Amber, Blue, Red or White	

#### Options for Dominator™ Series

DBKT3	Swivel Mount Bracket Kit for D2, DP2, D4 & DP4 Series Only, Customer Installed	32.50
DBKT4	"L" Angle Mounting Bracket Kit, Customer Installed	24.00
DBKT5	Upper Rear Window Mounting Bracket Kit for 2008-2019 Chevy Tahoe and 2013-2019 Police Interceptor Utility	24.00
TADCTL1	NEW DTA/DPTA Series Control Head Only	136.00
TADSW1	On/Off Non-Lighted, SPDT 20 Amp Switch, for TADCTL1	16.50
TADSW2	On/Off/On Non-Lighted, SPDT 20 Amp Switch, for TADCTL1	16.50

**FlatLighter™ LED Series**, Dual 400 Series High Intensity 5mm LEDs with Multiple Scan-Lock™ Flash Patterns. Color LEDs with Clear Outer Lens for Stealth Look (For Green, Contact Factory for Price, Availability and Minimum Order Requirements).

FLLED**	Red and/or Amber	282.00
FLLED**	1 Red or Amber and 1 White or Blue	356.00
FLLED**	Blue and/or White	389.00
43LENS*	400 Series Color Lens for FLLED Series, Customer Installed, Each	14.50

**Slim-Miser™ LED Series**, Dual 5mm LED Panels, Side-by-Side with Scan-Lock™ Flash Patterns, Includes a Cigar Plug with On/Off Switch and California Flash Patterns.

SMLLAA	\$ Amber/Amber	149.00
SMLLR	\$ Red/Red	149.00
SMLLBR	\$ Red/Blue	149.00
SMLLBB	\$ Blue/Blue	149.00
SMLLBC	\$ Blue/White	149.00
SMLLCR	\$ Red/White	149.00

**SlimLighter™ Super-LED® Series**, Six Super-LED®s (per panel), Includes a Cigar Plug with an On/Off Switch and Scan-Lock™ Flash Patterns, Switch & Swivel Brackets with Suction Cups.

SLPMM**	Amber, Blue, Red and/or White	403.00
SLPBKT1	Bail Mounting Bracket for Rear Deck or Headliner Mounting	22.50

**SpitFire™ ION™ Super-LED® Series**, Includes Integral Hood, Two Suction Cups, Cigar Plug with On/Off and a Scan-Lock™ Flash Pattern Switch.

SFION*	Red, Blue, Amber or White	184.00
SFIOND	Split Red/White	184.00
SFIONJ	Split Red/Blue	184.00
†† SFIONE	Split Blue/White	184.00

#### LED, Halogen, Rotating Beacons - Rota-Beam™ Series

**RB6 Series**, Amber, Blue or Red Only (For Green or Clear, Contact Factory for Price, Availability and Minimum Order Requirements). Consider LED Beacons.

RB6T*P	† Dual Reflector, 60 Watt Halogen, Permanent Mount	245.00
WMM6K	Optional Magnetic Mount Kit	54.00

**B6LED Series**, Amber, Blue or Red Only (For Green or Clear, Contact Factory for Price, Availability and Minimum Order Requirements).

B6MM**P	Super-LED® Beacon with Polished Base, Upper Section & Directional Linear Super-LED® Lighthouse in Lower Section, Red, Blue and/or Amber	1120.00
---------	---	---------

**B6T Series**, Amber, Blue or Red Only (For Green or Clear, Contact Factory for Price, Availability and Minimum Order Requirements).

B6TM**1P	† RB6T Rotating Beacon with Polished Base, Upper Section & Directional Linear-LED® in Lower Section, Red, Blue and/or Amber	832.00
----------	---	--------

**B63 Series**, R316 Super-LED® Beacon with Polished Base, Upper Section & Choice of M7 or 700 Series Directional Super-LED® in Lower Section

B63M7**	M7 in Lower Section, Red, Blue or Amber, Color Outer Lens	1428.00
---------	---	---------

All models are 12 Volt D.C. only unless otherwise noted above. For other voltages contact factory.

\* Replace symbol in model number with letter indicating lens color or LED color desired: A = Amber; B = Blue; C = Clear/White; R = Red; G = Green

# Replace symbol in model number with letter indicating SPLIT lens or LED color desired: D = Red/Clear or White; E = Blue/Clear or White; F = Amber/Clear or White; H = Green/Clear or White; J = Red/Blue; K = Red/Amber; L = Red/Green; M = Blue/Amber † (to be discontinued, check availability) †† NCNR (special order, check availability, non-cancelable, non-returnable) †! Indicate length desired: 5 foot, 6 foot, 7 foot or 8 foot \$ Indicates Lower Price





↓ †† - NCNR (special order, non-cancelable, non-returnable, check availability). See "Made-To-Order" Statement on Table of Contents Page of this Price List.

Beacons

MODEL	DESCRIPTION	LIST
B6370**	700 in Lower Section, Red, Blue or Amber, Color Outer Lens	1397.00

**LED Beacons, Self-Contained**

**L31 Series Super-LED® Beacon, Class 1 High Dome - Cast Aluminum Base, Includes Scan-Lock™, Hi/Low Power, Cruise and Synchronize Features.**

L31H*F	Amber, Blue, Red or White (Single Color Only) Flat Mount	599.00
L31HAFCA	Amber, Flat Mount, CA Title 13 Compliant	611.00
†† L31H*F4	Amber, Blue or Red (Single Color Only) Flat Mount, 24 VDC	599.00
L31H*M	Amber, Blue, Red or White (Single Color Only) Magnetic Mount	631.00
L31HAMCA	Amber, Magnetic Mount, CA Title 13 Compliant	631.00
L31H*V	Amber, Blue, Red or White (Single Color Only) Magnetic/Suction Cup Mount	638.00
L31HAVCA	Amber, Vacuum/Magnetic Mount, CA Title 13 Compliant	638.00
L31HRFN	Red, Meets NFPA Zone C Upper Requirements, Each	599.00
MIRROR20	Mirror Mount Bracket for L31 / L32 / L21 / L22 / L50 / L10 Series Beacons	57.00
BBKT30	Shelf Mount Bracket for L31/L32 Series, Stainless Steel, Mounts to Flat Vertical Surface	53.00
L360PMKT	Pipe Mount Kit for L31/32 Flat Mount	39.00
L360BGB	Branch Guard Kit for L31H Series	179.00

**L32 Series Super-LED® Beacon, Class 1 in Amber and Class 2 in Red & Blue, Low Dome - Cast Aluminum Base, Includes Scan-Lock™, Hi/Low Power, Cruise and Synchronize Features.**

L32L*F	Amber, Blue, Red or White (Single Color Only) Flat Mount	398.00
†† L32L*F4	Amber, Blue or Red (Single Color Only) Flat Mount, 24 VDC	398.00
L32L*M	Amber, Blue, Red or White (Single Color Only) Magnetic Mount	438.00
L32L*V	Amber, Blue, Red or White (Single Color Only) Magnetic/Suction Cup Mount	445.00
MIRROR20	Mirror Mount Bracket for L31 / L32 / L21 / L22 / L50 / L10 Series Beacons	57.00
BBKT30	Shelf Mount Bracket for L31/L32 Series, Stainless Steel, Mounts to Flat Vertical Surface	53.00
L360PMKT	Pipe Mount Kit for L31/32 Flat Mount	39.00

**L21 Series Super-LED® Encapsulated Beacon, Class 1, Polycarbonate Base, Perm Mount Models with Scan-Lock™ Flash Patterns.**

L21H*P	Amber or White, Perm/Pipe/"J" Hook Mount, High Dome	343.00
L21H*M	Amber or White, Magnetic Mount, High Dome	365.00
L21H*V	Amber or White, Magnetic/Suction Cup Mount, High Dome	376.00
†† L21H*P4	Amber or White, Perm/Pipe/"J" Hook Mount, High Dome, 24 VDC	343.00
L21L*P	Amber or White, Perm/Pipe/"J" Hook Mount, Low Dome	343.00
L21L*M	Amber or White, Magnetic Mount, Low Dome	365.00
L21L*V	Amber or White, Magnetic/Suction Cup Mount, Low Dome	376.00
†† L21L*P4	Amber or White, Perm/Pipe/"J" Hook Mount, Low Dome, 24 VDC	343.00
MIRROR20	Mirror Mount Bracket for L31 / L32 / L21 / L22 / L10 Series Beacons	57.00
BBKT20	Shelf Mount Bracket for L21 / L22 / L10 Series Beacons, Stainless Steel, Mounts to Flat Vertical Surface	53.00
BGL	Branch Guard for Low Dome for L21 / L22 / L10 Series Beacons	45.00
BGH	Branch Guard, High Dome for L21 / L22 / L10 Series Beacons	47.00
MMK	90 Lb. Pull Magnetic Mount Kit, with 8' Straight Cord & Plug for L21 / L22 / L10 Series Beacons	31.50
LSK	Single Lighted Switch (15 Amp Rated), Mounted on Bracket, Wired and Fused	42.00
DH2000*	Replacement High Dome for L21 / L22 / L10 Series Beacons	74.00
DL2000*	Replacement Low Dome for L21 / L22 / L10 Series Beacons	74.00

**L22 Series Super-LED®, Single Color Encapsulated Beacon, Class 2 Amber - Polycarbonate Base, Includes Scan-Lock™ Flash Patterns.**

L22H*P	Amber, Blue, Red or White, Perm/Pipe Mount, High Dome	198.00
L22H*M	Amber, Blue, Red or White, Magnetic Mount, High Dome	223.00
L22H*V	Amber, Blue, Red or White, Magnetic/Suction Cup Mount, High Dome	234.00
†† L22H*P4	Amber, Blue, Red or White, Perm/Pipe Mount, 24 VDC, High Dome	198.00
L22L*P	Amber, Blue, Red or White, Perm/Pipe Mount, Low Dome	198.00
L22L*M	Amber, Blue, Red or White (Single Color), Magnetic Mount, Low Dome	223.00
L22L*V	Amber, Blue, Red or White, Magnetic/Suction Cup Mount, Low Dome	234.00
†† L22L*P4	Amber, Blue, Red or White, Perm/Pipe Mount, 24 VDC, Low Dome	198.00
MIRROR20	Mirror Mount Bracket for L31 / L32 / L21 / L22 / L50 / L10 Series Beacons	57.00
BBKT20	Shelf Mount Bracket for L21 / L22 / L10 Series Beacons, Stainless Steel, Mounts to Flat Vertical Surface	53.00
BGL	Branch Guard for Low Dome for L21 / L22 / L10 Series Beacons	45.00
BGH	Branch Guard, High Dome for L21 / L22 / L10 Series Beacons	47.00
MMK	90 Lb. Pull Magnetic Mount Kit, with 8' Straight Cord & Plug for L21 / L22 / L10 Series Beacons	31.50
LSK	Single Lighted Switch (15 Amp Rated), Mounted on Bracket, Wired and Fused	42.00
DH2000*	Replacement High Dome for L21 / L22 / L10 Series Beacons	74.00
DL2000*	Replacement Low Dome for L21 / L22 / L10 Series Beacons	74.00

**L10 Series Super-LED® Beacon, Class 1 Amber, with Scan-Lock™ Flash Patterns**

L10HAP	Amber, High Dome, Perm/Pipe Hook Mount, 12 VDC	164.00
--------	--	--------



	L10HCP	Clear, High Dome, Perm/Pipe Mount, 12 VDC	164.00
††	L10HAP4	Amber, High Dome, Perm/Pipe Hook Mount, 24 VDC	164.00
	L10HAM	Amber, High Dome, Magnetic Mount, 12 VDC	182.00
	L10HAV	Amber, High Dome, Magnetic/Suction Mount, 12 VDC	182.00
	L10LAP	Amber, Low Dome, Perm/Pipe Hook Mount, 12 VDC	164.00
	L10LCP	Clear, Low Dome, Perm/Pipe Mount, 12 VDC	164.00
††	L10LAP4	Amber, Low Dome, Perm/Pipe Hook Mount, 24 VDC	164.00
	L10LAM	Amber, Low Dome, Magnetic Mount, 12 VDC	182.00
	L10LAV	Amber, Low Dome, Magnetic/Suction Mount, 12 VDC	182.00
	L10H#P	Amber/White or Amber/Blue DUO™ Color with Individual Control, Scan-Lock™ Flash Pattern and Synchronize Feature. Perm/Pipe Hook Mount, 12 VDC, High Dome	225.00
	L10L#P	Amber/White or Amber/Blue DUO™ Color with Individual Control, Scan-Lock™ Flash Pattern and Synchronize Feature. Perm/Pipe Hook Mount, 12 VDC, Low Dome	225.00
	MIRROR20	Mirror Mount Bracket for L31 / L32 / L21 / L22 / L50 / L10 Series Beacons	57.00
	BBKT20	Shelf Mount Bracket for L21 / L22 / L10 Series Beacons, Stainless Steel, Mounts to Flat Vertical Surface	53.00
	BGL	Branch Guard for Low Dome for L21 / L22 / L10 Series Beacons	45.00
	BGH	Branch Guard, High Dome for L21 / L22 / L10 Series Beacons	47.00
	MMK	90 Lb. Pull Magnetic Mount Kit, with 8' Straight Cord & Plug for L21 / L22 / L10 Series Beacons	31.50
	LSK	Single Lighted Switch (15 Amp Rated), Mounted on Bracket, Wired and Fused	42.00
	DH2000*	Replacement High Dome for L21 / L22 / L10 Series Beacons	74.00
	DL2000*	Replacement Low Dome for L21 / L22 / L10 Series Beacons	74.00

#### L51 & L53 Series Super - LED® Beacons

	L51*P	Class 1, Amber or White, Perm Mount	342.00
	L51*M	Class 1, Amber or White, Magnetic Mount	359.00
	L53AP	Class 3, Amber, Flat Mount, Single LED Beacon, Scan-Lock™ Flash Patterns including Steady-Burn and Cruise Mode	68.00
	L53AM	Class 3, Amber, Magnetic Mount, Single LED Beacon, Scan-Lock™ Flash Patterns including Steady-Burn and Cruise Mode	84.00
	MIRROR15	Mirror Mount Bracket for L50 Series	55.00

**L41 Series Super-LED® Beacon**, 12/24 VDC, Class 1, Cast Aluminum Base, Includes Scan-Lock™, Permanent Mount Models with Hi/Low and Synchronization Feature, Red, Blue, Amber or White

	L41*P	Perm/Pipe Mount	320.00
	L41*M	Magnetic Mount	341.00
	L41*V	Magnetic/Suction Mount	351.00
	L40BG	Branch Guard for L41 Series Beacons	39.00

**Rota-Beam™ Super-LED® R316 Series Beacon**, Class 1 High Dome - Cast Aluminum Base, Includes Scan-Lock™, Hi/Low Power, Cruise and Synchronize Features.

	R316*F	Amber, Blue, Red or White (Single Color Only) Flat Mount	828.00
	R316*M	Amber, Blue, Red and/or White (Single Color Only) Magnetic Mount	859.00
	R316*V	Amber, Blue, Red or White (Single Color Only) Magnetic/Suction Mount	866.00
	R316**F	Amber, Blue, Red and/or White (Two Color, Split Front/Rear) Flat Mount, Clear Dome	828.00
	R316**M	Amber, Blue, Red and/or White (Two Color, Split Front/Rear) Magnetic Mount, Clear Dome	859.00
	R316**V	Amber, Blue, Red and/or White (Two Color, Split Front/Rear) Magnetic/Suction Mount, Clear Dome	866.00
	RPHOTO	Photocell Option for Hi/Low Power	45.00

**Rota-Beam™ Super-LED® R416 Series Beacon**, Class 1 - Cast Aluminum Base, Includes Scan-Lock™, Hi/Low Power, Cruise and Synchronize Features.

	R416*F	Amber, Blue, Red or White (Single Color Only) Flat Mount	828.00
	R416*M	Amber, Blue, Red or White (Single Color Only) Magnetic Mount	859.00
	R416*V	Amber, Blue, Red or White (Single Color Only) Magnetic/Suction Mount	866.00
	R416**F	Amber, Blue, Red and/or White (Two Color, Split Front/Rear) Flat Mount, Clear Dome	828.00
	R416**M	Amber, Blue, Red or White (Two Color, Split Front/Rear) Magnetic Mount, Clear Dome	859.00
	R416**V	Amber, Blue, Red or White (Two Color, Split Front/Rear) Magnetic/Suction Mount, Clear Dome	866.00
	RPHOTO	Photocell Option for Hi/Low Power	45.00

#### Flashers, Halogen & LED

##### Universal® Halogen & LED Flashers

	UFM8	Eight Outlet Halogen/LED Flasher, 60 Watts per Outlet, 2x2x2x2 Switching, 17 Selectable Flash Patterns	212.00
	ULF44	Four Outlet, Four Channel LED Flasher, 60 Watts per Outlet, More than 60 Scan-Lock™ Flash Patterns, Allowing for Alternating, Simultaneous and Synchronized Flashing Lightheads	91.00
	SLFLASH	SmartLogic™ Programmable Flasher	249.00
	LCPHOTO	Logic Level Photocell for use with SLFLASH, CenCom Sapphire™, CenCom Carbide™ and CanTrol®	101.00
	AFL530	Certified LED Ambulance Flasher, 5 Outlet, 30 Watts	137.00
	AFM560	Certified Ambulance Flasher, 5 Outlet, 60 Watts	245.00
	AFM1660	Certified Ambulance Flasher, 16 Outlet, 60 Watts	245.00

All models are 12 Volt D.C. only unless otherwise noted above. For other voltages contact factory.

\* Replace symbol in model number with letter indicating lens color or LED color desired: A = Amber; B = Blue; C = Clear/White; R = Red; G = Green

# Replace symbol in model number with letter indicating SPLIT lens or LED color desired: D = Red/Clear or White; E = Blue/Clear or White; F = Amber/Clear or White; H = Green/Clear or White; J = Red/Blue; K = Red/Amber; L = Red/Green; M = Blue/Amber † (to be discontinued, check availability) †† NCNR (special order, check availability, non-cancelable, non-returnable) †! Indicate length desired: 5 foot, 6 foot, 7 foot or 8 foot \$ Indicates Lower Price



↓ †† - NCNR (special order, non-cancelable, non-returnable, check availability). See "Made-To-Order" Statement on Table of Contents Page of this Price List.

## MODEL DESCRIPTION LIST

### Headlight/Grille, Taillight Flashers & Police Equipment Interface Modules

SSFPOS	100% Solid-State, Headlight/Grille Light Flasher, 2 Outlet, 160 Watts Per Outlet, 7 Flash Patterns, For Positive Switching Headlights	80.00
SSFPOS16	100% Solid-State, Headlight and Taillight Flasher, 2 Outlet, 160 Watts Per Outlet, 7 Flash Patterns, For 2007-2019 Chevy Tahoe Police Package Vehicles, Includes Mating Plug, For Positive Switching Headlights	107.00
SSFFP16	Headlight Flasher with 8 Flash Patterns, Plug and Play for 2016-2019 Ford Interceptor Utility (Requires Ford Option 60A, pre-wire option).	129.00
UHF2150A	Headlight/Grille Light Flasher with 4 Flash Patterns for Positive or Negative Headlight Switching	71.00
PEIMF113	For 2013-2019 Ford Police Interceptor Sedan or Utility. This module switches the four negative inputs found on the steering wheel switches to positive inputs and has a speed sensor	135.00

### Options for LED Lightheads

LEDLOAD	In-line "Load" Resistor Kit to Interface with OEM Turn Signal Circuit	68.00
PROGRAM2	Scan-Lock™ + Wireless Programmer, Requires Smartphone App to Operate	121.00

### Lightheads, Super-LED®, LED, Halogen & Combination

Note: In the Model Number the 3rd and 4th Digit are for the LED or Super-LED® Color. The 7th Digit is for the Lens Color.

0S Square Lens Series, Marker/Clearance, Illumination and Flashing LED, Chrome Housing, Size is 1" Wide x 1-1/2" Long.

0S*00MCR	Amber or Red Marker/Clearance Light with Clear Lens	29.00
0S*00FCR	Amber or Red with Single Flash and Clear Lens	29.00
0S*00FCR	Blue or White with Single Flash and Clear Lens	40.00
0S*00SCR	Amber or Red Steady-Burn and Clear Lens	29.00
0SB00SCR	Blue Steady-Burn and Clear Lens	40.00
0SC0EDCR	White Illumination Light with Clear Lens	40.00
0AC0EDCR	White Illumination Light with Clear Lens and 45° Angled Chrome-Plated Bezel	42.00

2" Round 5mm LED Lightheads, Includes 2.5" Adapter for Customer Supplied 2.5" Grommet, 3" and 3.5" Flange Mount. Other Optional Mounting Kit Purchased Separately (See Optional Mounting Section).

T0*00M*R	Clearance Light, Amber or Red	36.00
TOCACCCR	Compartment Light, Intensity Level 3	51.00

### Optional Mounting for 2" Round Series

TFLANGEB	Flange Kit, Surface Mount, Black	9.00
TFLANGEC	Flange Kit, Surface Mount, Chrome	18.00
TGROM2	2" Grommet	8.00

### 3" Round Super-LED® Lightheads, Steady-Burn or Flashing.

3SC0CDCR	Compartment Light, White	75.00
3S*00F*R	Flashing, Single Pattern, Red, Blue or Amber	75.00
3SBCCDCR	Compartment Light, Combination Blue/White, with Independent Control of Blue and White Light	82.00
3SRCCDCR	Compartment Light, Combination Red/White, with Independent Control of Red and White Light	82.00
3SR0CDRR	Red, Steady-Burn, Nighttime Illumination Lighting	75.00
3FLANGEC	Flange Kit, Surface Mount, Chrome	14.00
3GROMMET	Grommet Mounting Kit	8.00

3.5" Round Super-LED® Lightheads with Clear Extended Lens, Scan-Lock™ Flash Patterns and Steady Burn, Requires Mounting Purchased Separately.

PAR28*	Red, Blue, Amber or White Warning, with Synchronize Feature	186.00
PAR28J	Split Red/Blue Warning, with Synchronize Feature	196.00
†† PAR28D	Split Red/White Warning, with Synchronize Feature	196.00
†† PAR28E	Split Blue/White Warning, with Synchronize Feature	196.00
†† PAR28D*	Combination Interleaved White Super-LED® Driving Light with Red or Blue Warning Light, Clear Outer Lens	241.00
PAR28DJ	Combination Interleaved White Super-LED® Driving Light with Blue over Red Warning Light, Clear Outer Lens	251.00

4" Round Super-LED® Lightheads, Scan-Lock™ Flash Patterns (with Phase 1 and Phase 2) and Steady-Burn, Includes Adapter for PAR36 Applications. Requires Optional Mounting Kit Purchased Separately (Except FE/FD Series).

FEDC06*R	NEW 2011-2018 Dodge Durango with Fog Light Package, Fog Light Mount with Extended Lens, Synchronizable, Amber, Blue, Red or White. Not for Use with Projector Fog Lights	194.00
FEDC06JR	NEW 2011-2018 Dodge Durango with Fog Light Package, Fog Light Mount with Extended Lens, Synchronizable, Split Red/Blue. Not for Use with Projector Fog Lights	204.00
†† FEDC06DR	NEW 2011-2018 Dodge Durango with Fog Light Package, Fog Light Mount with Extended Lens, Synchronizable, Split Red/White. Not for Use with Projector Fog Lights	204.00
†† FEDC06ER	NEW 2011-2018 Dodge Durango with Fog Light Package, Fog Light Mount with Extended Lens, Synchronizable, Split Blue/White. Not for Use with Projector Fog Lights	204.00
2F*00Z*R	Flat Lens, Synchronizable, Red, Blue, Amber or White	190.00
2E*00Z*R	Extended Lens, Synchronizable, Red, Blue, Amber or White	190.00
2EJ00ZCR	Extended Lens, Synchronizable, Split Red/Blue	200.00
2ED00ZCR	Extended Lens, Synchronizable, Split Red/White	200.00
2EE00ZCR	Extended Lens, Synchronizable, Split Blue/White	200.00





**4" Round 5mm LED Lightheads (DIRECTIONAL)** Requires Optional Mounting Kit Purchased Separately, See Optional Mounting Section.

20R00XRR	5mm LED, Brake/Tail/Turn, Maximum Intensity	105.00
<b>Optional Mounting for 4" Round Series</b> , Except FEDC06*R and 4" Round Super-LED®, Unless Specified.		
2FLANGEB	Black Surface Mount Trim Ring Kit (For LED Models Only)	9.00
2FLANGEC	Chrome Surface Mount Trim Ring Kit (For LED Models Only)	24.00
2GROMMET	Grommet Mounting Kit (For Super-LED® Models)	8.00

**4" Round, 2G Series Super-LED® 5mm LED Grommet Mount Lightheads**

2G*00F*R	5mm LED Warning Light with 14 Flash Patterns and Steady-Burn, Red or Amber, Includes Grommet	109.00
20C0CDCR	Compartment Light, Level 3 Intensity, Optional Mounting Kit Purchased Separately	138.00
20C0CDCD	Compartment Light, Level 3 Intensity, with Deutsch® Connector, Optional Mounting Kit Purchased Separately	149.00
2GFLANGC	Optional Surface Mount Chrome-Plated Flange Kit for 2G Series & Compartment Lights	20.00
2GFLANGB	Optional Surface Mount Black Flange Kit for 2G Series & Compartment Lights	9.00
2GROMMET	Grommet Mounting Kit for 2G Compartment Lights Only	8.00
2GBKT1	Optional "L" Bracket, For Use with Grommet Mount Lighthead Only, Each	23.00

**400 Series Linear Super-LED®**

4V3*	V-Series™, Combination 180° Warning, Take Down and Puddle Light with Scan-Lock™ Warning Flash Patterns, Red, Blue, Amber or White Warning	416.00
40**5SCR	Amber, Blue, Red and/or White, Six Super-LED® over Six Super-LED® with Individual Controls of Upper and Lower Level. Requires Remote Flasher, Purchased Separately (Not to be used as a Steady-Burn light)	237.00
40BUV	Super-LED® Back-up Light, Vertical Mount	203.00
40BUH	Super-LED® Back-up Light, Horizontal Mount	203.00

**400 Series Single Level Super-LED®,** Includes Scan-Lock™ Flash Patterns (with Phase 1 and Phase 2) and Steady-Burn with Synchronize Feature.

40*02Z*R	Amber, Blue, Red or White	137.00
----------	---------------------------	--------

**400 Series 5mm LED Brake/Tail/Turn, Turn & Back Up,** Color LEDs with Color Outer Lens. Requires Optional Mounting Kit Purchased Separately (See Optional Mounting Section).

40BTT	LED, Brake/Tail/Turn with 2 Flash Patterns	132.00
40A00AAR	LED, Turn Light Amber	132.00

**Options for 400 Series**

4EFLANGE	Chrome-Plated Flange Kit (Not for use with Linear-LED® & Super-LED®), Surface Mount 5mm & Single Level Super-LED® Only	18.00
4FLANGEB	Black Flange Kit (Not for use with Linear-LED® & Super-LED®), Surface Mount 5mm & Single Level Super-LED® Only	10.00
4TSMAB	Black Super-LED® Surface Mount Adapter, Linear-LED® & Super-LED® Only	20.00
4TSMAC	Chrome-Plated Super-LED® Surface Mount Adapter, Linear-LED® & Super-LED® Only	28.00
4EGRILP	Grille-Master™ Chrome Housing with Swivel Bracket. Not for use with LED/Halogen Combination Models	76.00
4EGRILB	Grille-Master™ Black Housing with Swivel Bracket. Not for use with LED/Halogen Combination Models	70.00
4BKT1	Universal "L" Mounting Bracket for 400 Series Lighthead, must be used with 4TSMAB or 4TSMAC Flange	26.00

**500 Series Linear Super-LED® Lightheads,** Color LEDs with Color Outer Lens, Split Color Modules with Clear Outer Lens, Scan-Lock® Flash Patterns, Plus Steady-Burn, and Synchronize Feature. Requires Optional Mounting Kit Purchased Separately (See Optional Mounting Section).

5V3*	V-Series™, Combination 180° Warning, Take Down and Puddle Light Combination with Scan-Lock™ Warning Flash Patterns, Red, Blue, Amber or White Warning	312.00
5V1*	Combination 180° and TIR Warning, Single Color with Scan-Lock™ Flash Patterns, Red, Blue, Amber or White with Clear Lens	306.00
50*02Z*R	Amber, Blue, Red or White, For Horizontal Mounting	178.00
50**2ZCR	Split Colors, Amber, Blue and/or Red, For Horizontal Mounting	184.00
†† 50AC2ZCR	Split Amber/White, For Horizontal Mounting	184.00
†† 50BC2ZCR	Split Blue/White, For Horizontal Mounting	184.00
50CR2ZCR	Split Red/White, For Horizontal Mounting	184.00
†† 50CC2ZCR	Split White/White, For Horizontal Mounting	184.00
5V*02Z*R	Amber, Blue or Red, For Vertical Mounting	178.00
†† 50AA2SA2	Cab Mount Lights with Chrome Flange, Vertical Mount (one per side)	218.00
50A02SA1	Grommet Mount, Includes Grommet, Lights Used on Rear of Trucks (in an array of 7)	197.00

**500 Series TIR6™ Super-LED®,** Color LEDs with Color Outer Lens, Split Color Modules with Clear Outer Lens, Six Super-LED®s (per panel). Scan-Lock™ Flash Patterns, including Steady and Synchronize Feature. Requires Optional Mounting Kit Purchased Separately (See Optional Mounting Section).

50*03Z*R	Amber, Blue, Red or White	167.00
†† 50**3ZCR	Split Colors Amber, Blue, Red or White	173.00

**Options for 500 Series** (For all 500 Series Lightheads, Except 5G Surface Mount Models).

5FLANGEB	Black Flange Kit	10.00
5FLANGEC	Chrome-Plated Flange Kit	18.00
5FLANGEP	Polished Aluminum Flange	40.00
5GROMMET	Grommet Mount Kit	11.00

All models are 12 Volt D.C. only unless otherwise noted above. For other voltages contact factory.


\* Replace symbol in model number with letter indicating lens color or LED color desired: A = Amber; B = Blue; C = Clear/White; R = Red; G = Green

# Replace symbol in model number with letter indicating SPLIT lens or LED color desired: D = Red/Clear or White; E = Blue/Clear or White; F = Amber/Clear or White; H = Green/Clear or White; J = Red/Blue; K = Red/Amber; L = Red/Green; M = Blue/Amber † (to be discontinued, check availability) †† NCNR (special order, check availability, non-cancelable, non-returnable) †! Indicate length desired: 5 foot, 6 foot, 7 foot or 8 foot \$ Indicates Lower Price



Flashers & Lightheads



↓  - NCNR (special order, non-cancelable, non-returnable, check availability). See "Made-To-Order" Statement on Table of Contents Page of this Price List.

MODEL	DESCRIPTION	LIST
-------	-------------	------

5GBKT1	Optional "L" Bracket for use with Grommet Mount Lighthouse Only, Each	25.00
5TSMAB	Black Surface Mount Adapter, TIR6™ Super-LED® Only	9.00
5TSMAC	Chrome-Plated Surface Mount Adapter, TIR6™ Super-LED® Only	18.00
5LSMAB	Black Surface Mount Adapter for Linear Super-LED® Only	19.00
5LSMAC	Chrome-Plated Surface Mount Adapter for Linear Super-LED® Only	30.00
5BRUSH	Aluminum Brush Guard, Includes Surface Mount Adapter for TIR6™ Super-LED® Series, 5mm Requires Optional Flange Purchased Separately	30.00
5BKT1	Mounting Bracket for 500 Series Super-LED®, Universal Mounting Bracket	16.00
5GM2LRC	Chrome-Plated Grille Mount for 2015-2017 Freightliner M2 106, Pair	96.00
5IM2LRC	Chrome-Plated Fender Mount for 2015-2017 Freightliner M2 106, Pair	102.00

### 5G Series Super-LED® and LED Grommet Mount Lighthouses

5G*00F*R	5mm LED Warning Light, Amber or Red with 14 Flash Patterns	127.00
5GC0CCCR	Compartment Light, White Super-LED® with Clear Lens	81.00
5GC00WCR	5mm LED Back-up Light, White	117.00
5GFLANGC	Optional Surface Mount Chrome-Plated Flange Kit for 5G Series	23.00
5GFLANGB	Optional Surface Mount Black Flange Kit for 5G Series	9.00
5GBKT1	Optional "L" Bracket, For Use with Grommet Mount Lighthouse Only, Each	25.00

### 600 Series Super-LED® Lighthouses, Surface Mount, Color LEDs with Color Outer Lens (Unless Specified). Requires Optional Mounting Kit Purchased Separately (See Optional Mounting Section).

6RB*	Rota-Beam™ Amber, Blue, Red or White, Color Lens	416.00
6RB*C	Rota-Beam™ Amber, Blue or Red, Clear Lens	416.00
60*02S*R	Amber, Blue, Red or White, without Flange, Requires LED Flasher Purchased Separately (Consider SurfaceMax™ C6 Series)	194.00
60*02F*R	Amber, Blue, Red or White, Includes Internal Flasher with Flash Patterns, Steady-Burn and Hi/Low Power (Consider SurfaceMax™ C6 Series)	194.00
†† 60RA6FCR	1/2 Red, 1/2 Amber, Side-By-Side with Clear Outer Lens with 20 Scan-Lock™ Flash Patterns and Independent On/Off Control of Each Side	239.00
60BR6FCR	1/2 Red, 1/2 Blue, Side-By-Side with Clear Outer Lens with 20 Scan-Lock™ Flash Patterns and Independent On/Off Control of Each Side	239.00
60RC6FCR	1/2 Red, 1/2 White, Side-By-Side with Clear Outer Lens with 20 Scan-Lock™ Flash Patterns and Independent On/Off Control of Each Side	239.00
60C0ELZR	Gradient Opti-Scenelight™, Recess Mount (Consider SurfaceMax™ C6 Series)	342.00
6SC0ENZR	Gradient Opti-Scenelight™, Surface Mount (Consider SurfaceMax™ C6 Series)	309.00

### 600 Series 5mm LED Brake/Tail/Turn & Back-Up Lighthouses, Surface Mount, Color LEDs with Color Outer Lens. Requires Optional Mounting Kit Purchased Separately (See Optional Mounting Section).

60A00TAR	Amber Turn Signal, Populated Arrow Shape without Flange, with Multiple Flash Patterns (Consider SurfaceMax™ C6 Series)	143.00
60BTT	LED, Brake/Tail/Turn with 2 Flash Patterns (Consider SurfaceMax™ C6 Series)	195.00
60C00VCR	Interior/Back-up Light, Minimum Intensity (Consider SurfaceMax™ C6 Series)	143.00
60C00WCR	Interior/Back-up Light, Maximum Intensity (Consider SurfaceMax™ C6 Series)	512.00

### 600 Series Snap-In Halogen Lighthouses, Requires Optional Mounting Kit Purchased Separately (See Optional Mounting Section) Consider Applicable 600 or M6 Super-LED® Lighthouses.

60F000*R	Without Flange	186.00
60K000XR	26 Degree Opti-Scenelight™, without Flange	196.00
60K000YR	13 Degree Opti-Scenelight™, without Flange	196.00
60J000CR	Back-up Light without Flange	151.00

### Options for 600 Series

†† 64FKIT	Mounting Kit to Convert 600 Series to Fit in Old-Style 64 Series Hole Cutouts	6.00
6FLANGEB	Black Flange Kit for 600 Series (Consider SurfaceMax™ C6 Series)	11.00
6EFLANGE	Chrome-Plated Flange Kit for 600 Series (Consider SurfaceMax™ C6 Series)	22.00
6EHDLTMK	Headlight Mounting Kit for AT1 and KD Housing, Includes Bracket and Hardware (Lighthouse Purchased Separately) (Consider SurfaceMax™ C6 Series)	33.00
PLAST3V	Flange, Chrome-Plated Three Light Vertical (Lighthouses Purchased Separately) (Consider SurfaceMax™ C6 Series)	167.00
PLAST4V	Flange, Chrome-Plated Four Light Vertical (Lighthouses Purchased Separately) (Consider SurfaceMax™ C6 Series)	234.00
PLAST4VL	Flange, Chrome-Plated Four Light Vertical, 5mm LED and Super-LED® Only (Lighthouses Purchased Separately)	111.00
CAST3	Polished Aluminum Housing for Vertical Mounting, 3 Lamp	248.00
CAST3H	Polished Aluminum Housing for Horizontal Mounting, 3 Lamp	275.00
CAST4V	Polished Aluminum Housing for Vertical Mounting, 4 Lamp	377.00
6BKT1	"L" Bracket Push Bumper Mounting Kit for 600/M6/600 Rota-Beam, Black, Each	23.00
6BKT2	Angled Bracket Push Bumper Mounting Kit for 600/M6/600 Rota-Beam, Black, Each	23.00

### 700 Series Super-LED® Lighthouses, Surface Mount, Color LEDs with Color Outer Lens (Unless Specified). Requires Optional Mounting Kit Purchased Separately (See Optional Mounting Section).

70*02S*R	Red, Blue, Amber or White, without Flange, Requires LED Flasher Purchased Separately (Consider SurfaceMax™ C7 Series)	194.00
----------	---	--------



	70*02F*R	Red, Blue, Amber or White, Includes Internal Flasher with Flash Patterns, Steady-Burn and Hi/Low Power (Consider SurfaceMax™ C7 Series)	194.00
††	70RA6FCR	1/2 Red, 1/2 Amber, Side By Side with Clear Outer Lens with 20 Scan-Lock™ Flash Patterns and Independent On/Off Control of Each Side (Consider SurfaceMax™ C7 Series)	239.00
	70BR6FCR	1/2 Red, 1/2 Blue, Side By Side with Clear Outer Lens with 20 Scan-Lock™ Flash Patterns and Independent On/Off Control of Each Side (Consider SurfaceMax™ C7 Series)	239.00
	70RC6FCR	1/2 Red, 1/2 White, Side By Side with Clear Outer Lens with 20 Scan-Lock™ Flash Patterns and Independent On/Off Control of Each Side (Consider SurfaceMax™ C7 Series)	239.00
	70C0ELZR	Gradient Opti-Scenelight™, Recess Mount (Consider SurfaceMax™ C7 Series)	342.00
	75C0ENZR	Gradient Opti-Scenelight™, Surface Mount (Consider SurfaceMax™ C7 Series)	309.00
	70CREGCS	Ambulance Interior Light, Red/White with Built-In Individual Switches	297.00

**700 Series 5mm LED Brake/Tail/Turn & Back-Up Lightheads**, Surface Mount, Color LEDs with Color Outer Lens. Requires Optional Mounting Kit Purchased Separately (See Optional Mounting Section).

	70BTT	LED, Brake/Tail/Turn with 2 Flash Patterns (Consider SurfaceMax™ C7 Series)	167.00
	70C00VCR	Interior/Back-up Light, Minimum Intensity (Consider SurfaceMax™ C7 Series)	195.00
	70C00WCR	Interior/Back-up Light, Maximum Intensity (Consider SurfaceMax™ C7 Series)	436.00
	70A00TAR	Amber Turn Signal, Sequential Chevron Arrow without Flange with Multi-Flash Pattern (Consider SurfaceMax™ C7 Series)	132.00

**700 Series Snap-In Halogen Lightheads**, Requires Optional Mounting Kit Purchased Separately (See Optional Mounting Section). Consider Applicable 700 or M7 Super-LED® Lightheads.

	70F000*R	Without Flange	173.00
	70K000ZR	8-32 Degree Opti-Scenelight™, without Flange	181.00

#### Options for 700 Series

	7FLANGEB	Black Flange Kit (Consider SurfaceMax™ C7 Series)	11.00
	7EFLANGE	Chrome-Plated Flange Kit (Consider SurfaceMax™ C7 Series)	19.00
	7CAST3	Polished Cast Aluminum Housing, 3 Lamps	231.00
	73FKIT	Mounting Kit to convert 700 Series to fit in Old Style 73 Series Hole Cutouts	7.00
††	7GCV6LRC	Grille Mount Chrome Housing for 2006-2019 Chevy Express Van, Super-LED® & 5mm, Surface Mount, Pair	84.00
	7PT8R	Rear Light Pod for Six 700 Series Lightheads for the 2018-2019 Ford Transit Medium or High Roof, Lightheads Purchased Separately, Freight Surcharge May Apply	560.00
	7PTM5F	Front Light Pod for Six 700 Series Lightheads for the 2015-2019 Ford Transit Medium Roof, Lightheads Purchased Separately, Freight Surcharge May Apply	566.00
	7PTH5F	Front Light Pod for Six 700 Series Lightheads for the 2015-2019 Ford Transit High Roof, Lightheads Purchased Separately, Freight Surcharge May Apply	566.00

#### 810 Series - Relampable Halogen Lightheads

	810CA0ZR	8-32 Degree Halogen Scenelight	282.00
	810TRIM	Chrome-Plated Flange Cover	27.00

**900 Series Super-LED® Lightheads**, Surface Mount (Unless Specified), Color LEDs with Color Outer Lens (Unless Specified). Requires Optional Mounting Flange 90FLANGC & 90FLANGB Purchased Separately.

	90**5S*R	Red, Blue, Amber or White (Single Color Only), without Flange, Requires LED Flasher Purchased Separately (Consider SurfaceMax™ C9 Series)	309.00
	90**5F*R	Red, Blue, Amber or White (Single Color Only), Includes Internal Flasher with Flash Patterns, Steady-Burn and Hi/Low Power (Consider SurfaceMax™ C9 Series)	309.00
	90RA5FCR	1/2 Red, 1/2 Amber, Over/Under with Clear Outer Lens with Scan-Lock™ Flash Patterns, Independent On/Off Control of Each Level and Hi/Low Power (Consider SurfaceMax™ C9 Series)	309.00
	90RB5FCR	1/2 Red, 1/2 Blue, Over/Under with Clear Outer Lens with Scan-Lock™ Flash Patterns, Independent On/Off Control of Each Level and Hi/Low Power (Consider SurfaceMax™ C9 Series)	309.00
	90RC5FCR	1/2 Red, 1/2 White, Over/Under with Clear Outer Lens with Scan-Lock™ Flash Patterns, Independent On/Off Control of Each Level and Hi/Low Power (Consider SurfaceMax™ C9 Series)	309.00
	95C0ENZR	Gradient Opti-Scenelight™, Surface Mount, Includes Flange (Consider SurfaceMax™ C9 Series)	546.00
	90FLANGB	Black Flange Kit for 900 Series Super-LED® Only (Consider SurfaceMax™ C9 Series)	14.00
	90FLANGC	Chrome-Plated Flange Kit for 900 Series Super-LED® Only (Consider SurfaceMax™ C9 Series)	31.00

**900 Series 5mm LED Brake/Tail & Turn, Lightheads**, Surface Mount, Color LEDs with Color Outer Lens. Requires Optional Mounting Purchased Separately (See Optional Mounting Section).

	90A00TAR	Turn Signal, Populated Arrow Shape without Flange, with 17 Flash Patterns, Amber, Left/Right Arrow (Consider SurfaceMax™ C9 Series)	260.00
	90BTT	LED, Brake/Tail/Turn with 2 Flash Patterns (Consider SurfaceMax™ C9 Series)	389.00

**900 Series Snap-In Halogen Lightheads**, Optional Mounting Kit Purchased Separately (See Optional Mounting Section). Consider Applicable 900 or M9 Super-LED® Lightheads.

††	90F000*R	Without Flange	166.00
	90E000ZR	Gradient Opti-Scenelight™	212.00
	90J000CR	27 Watt Back-Up Light, without Flange	152.00

#### Options for 900 Series (Except for Super-LED®)

	9FLANGEB	Black Flange Kit for 900 Series (Not for Use With 900 Super-LED® Series)	15.00
	9EFLANGE	Chrome-Plated Flange Kit for 900 Series (Not for Use With 900 Super-LED® Series)	29.00
	97FKIT	Mounting Kit to Convert 900 Series to Fit in Old Style 97 Series Hole Cutouts	8.00

**C6 SurfaceMax™ Series Super-LED® Surface Mount**, Color Outer Lens, Unless Specified. Optional Mounting Flange Available. 7-1/2" Long x 5-1/8" High, Protrudes 1-1/2".

	C6L*	Warning, Red, Blue, Amber or White. Internal Flasher with Scan-Lock™ Flash Patterns and Hi/Low	194.00
--	------	--	--------

All models are 12 Volt D.C. only unless otherwise noted above. For other voltages contact factory.


\* Replace symbol in model number with letter indicating lens color or LED color desired: A = Amber; B = Blue; C = Clear/White; R = Red; G = Green

# Replace symbol in model number with letter indicating SPLIT lens or LED color desired: D = Red/Clear or White; E = Blue/Clear or White; F = Amber/Clear or White; H White, J = Red/Blue; K = Red/Amber; L = Red/Green; M = Blue/Amber † (to be discontinued, check availability) †† NCNR (special order, check availability, non-cann non-returnable) †! Indicate length desired: 5 foot, 6 foot, 7 foot or 8 foot \$ Indicates Lower Price



Flashers & Lightheads



↓  - NCNR (special order, non-cancelable, non-returnable, check availability). See "Made-To-Order" Statement on Table of Contents Page of this Price List.

Flashers & Lightheads

MODEL	DESCRIPTION	LIST
C6L*C	Warning, Red, Blue, Amber or White with Clear Lens. Internal Flasher with Scan-Lock™ Flash Patterns and Hi/Low	194.00
C6*S	Red, Blue, Amber or White. Requires LED Flasher Purchased Separately	194.00
C6*SC	Red, Blue, Amber or White with Clear Lens. Requires LED Flasher Purchased Separately	194.00
C6#	<b>NEW</b> Split Color with Clear Outer Lens, Side-By-Side, Red/White, Blue/White, Red/Blue or Red/Amber Only with Scan-Lock™ Flash Patterns and Independent On/Off Control of Each Side	239.00
C6T	Amber Turn Signal, Sequential Chevron Arrow	143.00
C6TC	Amber Turn Signal Clear Outer Lens, Sequential Chevron Arrow	143.00
C6BTT	LED Brake/Tail/Turn	195.00
C6BTTC	LED Brake/Tail/Turn, Clear Lens	195.00
C6BUL	Back-Up Light, Minimum Intensity	143.00
C6BU	Back-Up Light, Maximum Intensity	309.00
C6SL	<b>NEW</b> Scenelight	309.00
C6FC	Optional Chrome Flange	20.50
C6FB	Optional Black Flange	8.70
C6HDLTMK	Headlight Mounting Kit for ATI & KD Housing, Includes Bracket & Hardware (Lighthead Purchased Separately)	31.50
PLASC3V	Flange, Chrome-Plated, Three Light, Vertical (Lightheads Purchased Separately)	165.00
PLASC4V	Flange, Chrome-Plated, Four Light, Vertical (Lightheads Purchased Separately)	231.00
<b>C7 SurfaceMax™ Series Super-LED® Surface Mount, Color Outer Lens, Unless Specified. Optional Mounting Flange Available. 8-1/4" Long x 4-1/16" High, Protrudes 1-1/2".</b>		
C7L*	Warning, Red, Blue, Amber or White. Internal Flasher with Scan-Lock™ Flash Patterns and Hi/Low	194.00
C7L*C	Warning, Red, Blue, Amber or White with Clear Lens. Internal Flasher with Scan-Lock™ Flash Patterns and Hi/Low	194.00
C7*S	Red, Blue, Amber or White. Requires LED Flasher Purchased Separately	194.00
C7*SC	Red, Blue, Amber or White with Clear Lens. Requires LED Flasher Purchased Separately	194.00
C7#	<b>NEW</b> Split Color with Clear Outer Lens, Side-By-Side, Red/White, Blue/White, Red/Blue or Red/Amber Only with Scan-Lock™ Flash Patterns and Independent On/Off Control of Each Side	239.00
C7T	Amber Turn Signal, Sequential Chevron Arrow	132.00
C7TC	Amber Turn Signal Clear Outer Lens, Sequential Chevron Arrow	132.00
C7BTT	LED Brake/Tail/Turn	167.00
C7BTTC	LED Brake/Tail/Turn, Clear Lens	167.00
C7BUL	Back-Up Light, Minimum Intensity	195.00
C7BU	Back-Up Light, Maximum Intensity	349.00
C7SL	<b>NEW</b> Scenelight	309.00
C7FC	Optional Chrome Flange	17.50
C7FB	Optional Black Flange	9.20
7PT8R	Rear Light Pod for Six C7 Series Lightheads for the 2018-2019 Ford Transit Medium or High Roof, Lightheads Purchased Separately, Freight Surcharge May Apply	560.00
<b>C9 SurfaceMax™ Series Super-LED® Surface Mount, Color Outer Lens, Unless Specified. Optional Mounting Flange Available. 9-1/8" Long x 8-1/8" High, Protrudes 1-1/2".</b>		
C9L*	Warning, Red, Blue, Amber or White. Internal Flasher with Scan-Lock™ Flash Patterns and Hi/Low	309.00
C9L*C	Warning, Red, Blue, Amber or White with Clear Lens. Internal Flasher with Scan-Lock™ Flash Patterns and Hi/Low	309.00
C9*S	Red, Blue, Amber or White. Requires LED Flasher Purchased Separately	309.00
C9*SC	Red, Blue, Amber or White with Clear Lens. Requires LED Flasher Purchased Separately	309.00
C9#	<b>NEW</b> Split Color with Clear Outer Lens, Over/Under, Red/White, Blue/White, Amber/White, Red/Blue, Red/Amber, or Blue/Amber Only with Scan-Lock™ Flash Patterns, Independent On/Off Control of Each Level and Hi/Low Power	309.00
C9T	Amber Turn Signal, Sequential Chevron Arrow	260.00
C9TC	Amber Turn Signal Clear Outer Lens, Sequential Chevron Arrow	260.00
C9BTT	LED Brake/Tail/Turn	389.00
C9BTTC	LED Brake/Tail/Turn, Clear Lens	389.00
C9SL	Scenelight, Includes Chrome Flange	546.00
C9FC	Optional Chrome Flange	25.50
C9FB	Optional Black Flange	12.50
<b>Fluores Plus™ Series Super-LED® Compartment Tube Lighting, Includes Both "C" Clip and "P" Clip Mounting.</b>		
F09PC	9", Non-Frosted Lens	90.00
F18PC	18", Non-Frosted Lens	131.00
F27PC	27", Non-Frosted Lens	174.00
F36PC	36", Non-Frosted Lens	229.00
F45PC	45", Non-Frosted Lens	281.00
F54PC	54", Non-Frosted Lens	346.00
F63PC	63", Non-Frosted Lens	399.00





**Interior Light, 6" Round, Low Profile, Surface Mount Super-LED® Interior Light**

60C0EHCR	Super-LED® Ambulance Interior Light, 6" Round Surface Mount	204.00
60C0EJCS	6 Diode Interior Light, White, Includes Switch	185.00
60CREGCS	12 Diode Interior Light, Split Red/White, 6" Round Surface Mount, Includes Switches	204.00
60CBEGCS	12 Diode Interior Light, Split White/Blue, 6" Round Surface Mount, Includes Switches	204.00

**Interior Light, 8" Round, Super-LED® Ambulance Interior Lighthouse**

80C0EHCR	Super-LED® Ambulance Interior Light. Fits Industry Standard 8" Cutout	168.00
80C00EZR	Super-LED® Ambulance Interior Light. Fits Industry Standard 8" Cutout, No Mounting Hardware Required, Chrome Housing	168.00
8WC00EZR	Super-LED® Ambulance Interior Light. Fits Industry Standard 8" Cutout, No Mounting Hardware Required, White Housing	157.00
80CBEHCR	9 Diode, Super-LED® Interior Light, 6 White with Hi/Low and 3 Blue	332.00
80CREHCR	9 Diode, Super-LED® Interior Light, 6 White with Hi/Low and 3 Red	332.00

**Interior Lights (Less Cable)**

70CREGCS	Ambulance Interior Light, Red/White with Built-In Individual Switches	297.00
86CE1	12 Diode, Super-LED® 8" x 6" Interior Light, White	428.00

**ION™ Series Super-LED® Universal Light, Includes Universal Mount, Scan-Lock™ Flash Patterns and a 4-Wire Pigtail. (For Chrome or White Housings, Contact Factory for Price, Availability and Minimum Order Requirements).**

ION*	\$ Red, Blue, Amber or White, Black Housing	140.00
ION#	\$ Split Color, Clear Lens, Amber/Blue, Amber/White, Red/Blue or Red/White Only, Black Housing	140.00
XON*	\$ Red, Blue, Amber or White, Black Housing with Smoked Lens	150.00
XON#	\$ Split Color, Amber/Blue, Red/Blue & Red/White Only, Black Housing with Smoked Lens	150.00

**ION™ Surface Mount Series Super-LED®, Includes Scan-Lock™ Flash Patterns and a 4-Wire Pigtail. (For Chrome or White Housings, Contact Factory for Price, Availability and Minimum Order Requirements).**

IONSM*	\$ Red, Blue, Amber or White, Black Housing	140.00
IONSM#	\$ Split Color, Clear Lens, Amber/Blue, Amber/White, Red/Blue or Red/White Only, Black Housing	140.00
XONSM*	\$ Red, Blue, Amber or White, Black Housing with Smoked Lens	150.00
XONSM#	\$ Split Amber/Blue, Red/Blue or Red/White, Black Housing with Smoked Lens	150.00

**ION™ DUO™ Series Linear-LED® Universal Light, Includes Universal Mount, Scan-Lock™ Flash Patterns and a 5-Wire Pigtail. (For Chrome or White Housings, Contact Factory for Price, Availability and Minimum Order Requirements).**

I2#	\$ Red/Blue, Amber/White, Blue/White, Red/White or Blue/Amber Only, Individual Control of each Color, Black Housing	163.00
XI2#	\$ Red/Blue, Amber/White, Blue/White, Red/White or Blue/Amber Only, Individual Control of each Color, Black Housing with Smoked Lens	173.00

**ION™ DUO™ Surface Mount Series Linear-LED®, Scan-Lock™ Flash Patterns and a 5-Wire Pig Tail. (For Chrome or White Housings, Contact Factory for Price, Availability and Minimum Order Requirements)**

I2SM#	\$ Red/Blue, Amber/White, Blue/White, Red/White or Blue/Amber Only, Individual Control of each Color, Black Housing	163.00
XI2SM#	\$ Red/Blue, Amber/White, Blue/White, Red/White or Blue/Amber Only, Individual Control of each Color, Black Housing with Smoked Lens	173.00

**ION™ TRIO™ Series Linear-LED® Universal Light, Includes Universal Mount, Scan-Lock™ Flash Patterns and a 6-Wire Pigtail. (For Chrome or White Housings, Contact Factory for Price, Availability and Minimum Order Requirements).**

I3JC	\$ Red/Blue/White, Individual Control of each Color, Black Housing	193.00
I3JA	\$ Red/Blue/Amber, Individual Control of each Color, Black Housing	193.00
I3KC	\$ Red/Amber/White, Individual Control of each Color, Black Housing	193.00
I3MC	\$ Blue/Amber/White, Individual Control of each Color, Black Housing	193.00
XI3JC	\$ Red/Blue/White, Individual Control of each Color, Black Housing with Smoked Lens	203.00
XI3JA	\$ Red/Blue/Amber, Individual Control of each Color, Black Housing with Smoked Lens	203.00
XI3KC	\$ Red/Amber/White, Individual Control of each Color, Black Housing with Smoked Lens	203.00
XI3MC	\$ Blue/Amber/White, Individual Control of each Color, Black Housing with Smoked Lens	203.00

**ION™ TRIO™ Surface Mount Series Linear-LED®, Scan-Lock™ Flash Patterns and a 6-Wire Pig Tail. (For Chrome or White Housings, Contact Factory for Price, Availability and Minimum Order Requirements)**

I3SMJC	\$ Red/Blue/White, Individual Control of each Color, Black Housing	193.00
I3SMJA	\$ Red/Blue/Amber, Individual Control of each Color, Black Housing	193.00
I3SMKC	\$ Red/Amber/White, Individual Control of each Color, Black Housing	193.00
I3SMMC	\$ Blue/Amber/White, Individual Control of each Color, Black Housing	193.00
XI3SMJC	\$ Red/Blue/White, Individual Control of each Color, Black Housing with Smoked Lens	203.00
XI3SMJA	\$ Red/Blue/Amber, Individual Control of each Color, Black Housing with Smoked Lens	203.00
XI3SMKC	\$ Red/Amber/White, Individual Control of each Color, Black Housing with Smoked Lens	203.00
XI3SMMC	\$ Blue/Amber/White, Individual Control of each Color, Black Housing with Smoked Lens	203.00

**ION™ Wide Angle Series Super-LED® Universal Light, Includes Universal Mount, Scan-Lock Flash Patterns and a 4-Wire Pigtail. (For Chrome or White Housings, Contact Factory for Price, Availability and Minimum Order Requirements).**

WION*	\$ Wide Angle, Red, Blue, Amber or White, Black Housing	140.00
WION#	\$ Wide Angle, Split Color, Clear Lens, Amber/Blue, Amber/White, Red/Blue or Red/White Only, Black Housing	140.00
WXON*	\$ Wide Angle, Red, Blue, Amber or White, Black Housing with Smoked Lens	150.00
WXON#	\$ Wide Angle, Split Color, Amber/Blue, Amber/White, Red/Blue or Red/White Only, Black Housing with Smoked Lens	150.00

**ION™ Wide Angle Surface Mount Series Super-LED®, Includes Scan-Lock Flash Patterns and a 4-Wire Pigtail. (For Chrome or White Housings, Contact Factory for Price, Availability and Minimum Order Requirements).**

WIONSM*	\$ Wide Angle, Red, Blue, Amber or White, Black Housing	140.00
---------	---	--------

All models are 12 Volt D.C. only unless otherwise noted above. For other voltages contact factory.


\* Replace symbol in model number with letter indicating lens color or LED color desired: A = Amber; B = Blue; C = Clear/White; R = Red; G = Green

# Replace symbol in model number with letter indicating SPLIT lens or LED color desired: D = Red/Clear or White; E = Blue/Clear or White; F = Amber/Clear or W White, J = Red/Blue; K = Red/Amber; L = Red/Green; M = Blue/Amber ↑ (to be discontinued, check availability) † NCNR (special order, check availability, non-cancelable, non-returnable) ! Indicate length desired: 5 foot, 6 foot, 7 foot or 8 foot \$ Indicates Lower Price



Flashers & Lighthouses



↓  - NCNR (special order, non-cancelable, non-returnable, check availability). See "Made-To-Order" Statement on Table of Contents Page of this Price List.

**MODEL DESCRIPTION LIST**

WIONSM#	\$ Wide Angle, Split Color, Clear Lens, Amber/Blue, Amber/White, Red/Blue or Red/White Only, Black Housing	140.00
WXONSM*	\$ Wide Angle, Red, Blue, Amber or White, Black Housing with Smoked Lens	150.00
WXONSM#	\$ Wide Angle, Split Color, Amber/Blue, Red/Blue or Red/White Only, Black Housing with Smoked Lens	150.00

**ION™ V-Series™ Super-LED® Universal Light, 180° Warning, Take Down and Puddle Light**

IONV3*	Universal Mount ION™ with Combination 180° Warning, Take Down and Puddle Light, Red, Blue, Amber or White Warning, Black Housing	271.00
IONV3*W	Universal Mount ION™ with Combination 180° Warning, Take Down and Puddle Light, Red, Blue, Amber or White Warning, White Housing	271.00
IONV1*	Universal Mount ION™, with Combination 180° and TIR Warning, Single Color, Red, Blue, Amber or White, Black Housing	266.00
IONV1*W	Universal Mount ION™, with Combination 180° and TIR Warning, Single Color, Red, Blue, Amber or White, White Housing	266.00
XONV3*	Universal Mount ION™ with Combination 180° Warning, Take Down and Puddle Light, Red, Blue, Amber or White Warning, Black Housing with Smoked Lens	281.00
XONV1*	Universal Mount ION™, with Combination 180° and TIR Warning, Single Color, Red, Blue, Amber or White, Black Housing with Smoked Lens	276.00

**ION™ V-Series™ Super-LED® Surface Mount Lighthead, 180° Warning, Take Down and Puddle Light**

IONSV3*	Surface Mount ION™ with Combination 180° Warning, Take Down and Puddle Light, Red, Blue, Amber or White Warning, Black Housing	271.00
IONSV3*W	Surface Mount ION™ with Combination 180° Warning, Take Down and Puddle Light, Red, Blue, Amber, or White Warning, White Housing	271.00
IONSV3*C	Surface Mount ION™ with Combination 180° Warning, Take Down and Puddle Light, Red, Blue, Amber or White Warning, Chrome Housing	291.00
IONSV1*	Surface Mount ION™, with Combination 180° and TIR Warning, Single Color, Red, Blue, Amber or White, Black Housing	266.00
IONSV1*W	Surface Mount ION™, with Combination 180° and TIR Warning, Single Color, Red, Blue, Amber or White, White Housing	266.00
IONSV1*C	Surface Mount ION™, with Combination 180° and TIR Warning, Single Color, Red, Blue, Amber or White, Chrome Housing	286.00
XONSV3*	Surface Mount ION™ with Combination 180° Warning, Take Down and Puddle Light, Red, Blue, Amber or White Warning, Black Housing with Smoked Lens	281.00
XONSV1*	Surface Mount ION™, with Combination 180° and TIR Warning, Single Color, Red, Blue, Amber or White, Black Housing with Smoked Lens	276.00

**Options for ION™, ION™ Wide Angle and ION™ V-Series™ Universal Lights, (For Chrome or White Housings, Contact Factory for Price, Availability and Minimum Order Requirements).**

IONK1B	Optional Swivel Mount Bracket, Black	34.00
IONGROM	Grommet Mount Kit	8.00
IONPEDB	Pedestal Mount Kit, Black	70.00
IONBKT1	Optional Universal License Plate Bracket for 2 ION™ Lightheads, Horizontal Mount. Not for Use with Surface Mount ION™ Models	34.00
IONBKT4	Optional Rear Hatch Brackets (pair) for 2013-2019 Ford Police Interceptor Utility, Requires Two ION™ Series Lightheads Purchased Separately	27.00
IONBKT5	Universal Mount, Reversed, allows access to mounting screws without removing the light	14.00
IONBKT6	Optional Rear Hatch Mounting Brackets (pair) for 2015-2019 Chevy Tahoe, Requires Two ION™ Series Lightheads purchased Separately	47.00
IONBKT7	Optional Grille Mount Brackets (pair) for 2015-2019 Chevy Tahoe, Requires Four ION™ Series Lightheads Purchased Separately	30.00

**ION™ T-Series™ Linear Super-LED®, Surface Mount Lighthead, Includes Clear Lens, Black Flange and Scan-Lock™ Flash Patterns.**

TLI*	Red, Blue, Amber or White	135.00
TLI#	Split Color, Amber/Blue, Amber/White, Blue/White, Red/Blue or Red/White Only	135.00
TLI2#	DUO™ Color, Amber/Blue, Amber/White, Blue/White, Red/Blue or Red/White Only	157.00
TLI*X	Red, Blue, Amber or White with Smoked Lens	145.00
TLI#X	Split Color, Amber/Blue, Amber/White, Blue/White, Red/Blue or Red/White Only with Smoked Lens	145.00
TLI2#X	DUO™ Color, Amber/Blue, Amber/White, Blue/White, Red/Blue or Red/White Only with Smoked Lens	167.00
TIONFC	Flange, Chrome	18.00
TIONBKT1	Optional Universal "L" Mounting Bracket for One TLI™ Lighthead	14.00
TIONBKT2	Optional Universal Adjustable License Plate Bracket for Two TLI™ Lightheads	34.00
TIONBKT3	Optional Universal "L" Mounting Bracket for Two TLI™ Lightheads	21.00
TIONBKT4	Optional Universal Over/Under "L" Mounting Bracket for Two TLI™ Lightheads	21.00

**ION™ Mini T-Series™ Linear Super-LED®, Surface Mount Lighthead, Includes Clear Lens, Black Flange and Scan-Lock™ Flash Patterns**

TLMI*	Red, Blue, Amber or White	125.00
TLMI2#	DUO™ Color, Amber/Blue, Amber/White, Blue/White, Red/Blue, Red/Amber, or Red/White Only	125.00
TIONMFC	Flange, Chrome	18.00



TIONMLB	Surface Mount Flange, Black, Allows TLMI* to Replace a Flange Mounted LINZ6™	10.00
TIONMLC	Surface Mount Flange, Chrome, Allows TLMI* to Replace a Flange Mounted LINZ6™	18.00
TIONMGRM	Grommet Mount Kit	15.00
TIONMBK1	Optional Universal Adjustable License Plate Bracket for Two ION™ Mini T-Series™ Lightheads, Vertical Mount	34.00
TIONMBK2	Optional Universal Swivel License Plate Bracket for Two ION™ Mini T-Series™ Lightheads, Horizontal Mount	34.00
TIONMBK4	Optional Universal Over/Under "L" Mounting Bracket for Two ION™ Mini T-Series™ Lightheads	21.00

**M2 Series Super-LED® Surface Mount**, Color Outer Lens, Unless Specified. Optional Mounting Flange. 3-5/8" Long x 2-1/8" High x Protrudes 1"

M2*	Warning, Red, Blue, Amber or White	174.00
M2*C	Warning, Red, Blue or Amber with Clear Lens	174.00
M2#	Warning, Split Color with Clear Lens, Red/Amber, Red/White, Red/Blue or Amber/White Only	179.00
M2FC	Flange, Chrome	18.00
M2FB	Flange, Black	10.00
M2GROM	Grommet Mount Kit	9.00
M2PEDB	Pedestal Mount Kit, Black	70.00
M2PEDC	Pedestal Mount Kit, Chrome	76.00

**M2 Wide Angle Series Super-LED® Surface Mount**, Designed to meet NFPA and KKK specifications, Color Outer Lens, Unless Specified. Optional Mounting Flange

M2W*	Warning, Wide Angle, Red, Blue, Amber or White	174.00
M2W*C	Warning, Wide Angle, Red, Blue or Amber, with Clear Lens	174.00
M2W#	Warning, Wide Angle, Split Color with Clear Lens, Red/Amber, Red/White or Red/Blue Only	179.00
M2FC	Flange, Chrome	18.00
M2FB	Flange, Black	10.00
M2GROM	Grommet Mount Kit	9.00
M2PEDB	Pedestal Mount Kit, Black	70.00
M2PEDC	Pedestal Mount Kit, Chrome	76.00

**M4 Series Linear Super-LED® Surface Mount**, Color Outer Lens, Unless Specified. Optional Mounting Flanges Available. 5-1/2" Long x 3-3/8" High, Protrudes 1-3/8".

M4*	Warning, Red, Blue, Amber or White. Internal Flasher with Flash Patterns and Synchronize Feature	188.00
M4*C	Warning, Red, Blue or Amber with Clear Lens. Internal Flasher with Flash Patterns and Synchronize Feature	188.00
M4#	Split Color with Clear Outer Lens, Side-By-Side, Red/Amber, Red/White, Red/Blue or Amber/White Only. Internal Flasher with Flash Patterns and Synchronize Feature	234.00
M4*S	Red, Blue, Amber or White, Requires LED Flasher Purchased Separately	188.00
M4*CS	Red, Blue, Amber or White with Clear Outer Lens, Requires LED Flasher Purchased Separately	188.00
M4V2*	V-Series™ Combination 180° Warning and Perimeter Light, Scan-Lock™ Flash Patterns with Color Outer Lens Over Warning, Red, Blue or Amber Warning	407.00
M4DW*	Combination Driving/Warning Light, Red or Blue Warning with Scan-Lock™ Flash Patterns, Clear Outer Lens	234.00
M4DWJ	Combination Driving/Warning Light, Red Over Blue Warning with Scan-Lock™ Flash Patterns, Clear Outer Lens	234.00
M4FC	Flange, Chrome	18.00
M4FB	Flange, Black	10.00
M4FC400	Flange, Chrome, Adapts M4 to 400 Series Mounting	24.00
M4BRUSH	Brush Guard, Black	46.00
4BKT1	Universal "L" Mounting Bracket for M4 Series Super-LED® Lighthead	26.00
M4CT15B	Fog Light Mount, For 2015-2019 Chevy Tahoe, Pair, Black	72.00
M4TM15B	Mirror Mount for the 2015-2019 Ford Transit, Pair, Black	72.00
M4TB15B	Front Lower Side Mount for the 2015-2019 Ford Transit, Pair, Black	72.00
M4FF15B	Fog Light Mount, Stainless Steel, For 2015-2019 Ford F-150, Pair, Black	90.00

**M6 Series Linear Super-LED® Surface Mount**, Color Outer Lens, Unless Specified. Optional Mounting Flanges Available. 6-3/4" Long x 4-5/16" High, Protrudes 1-3/8".

M6V2*	V-Series™, Combination 180° Warning and Perimeter Light, Scan-Lock™ Flash Patterns with Color Outer Lens Over the Warning Light, Red, Blue or Amber Warning	601.00
M6V2*C	V-Series™, Combination 180° Warning and Perimeter Light, Scan-Lock™ Flash Patterns with Clear Outer Lens Over the Warning Light, Red, Blue or Amber Warning	601.00
M6*	Warning, Red, Blue, Amber or White. Internal Flasher with Flash Patterns and Synchronize Feature	229.00
M6*C	Warning, Red, Blue or Amber with Clear Lens. Internal Flasher with Flash Patterns and Synchronize Feature	229.00
M6#	Split Color with Clear Outer Lens, Side-By-Side, Red/Amber, Red/Blue, Red/White or Amber/White Only. Internal Flasher with Flash Patterns and Synchronize Feature	250.00
M6*S	Red, Blue, Amber or White, Requires LED Flasher Purchased Separately	229.00
M6*CS	Red, Blue, Amber or White with Clear Outer Lens, Requires LED Flasher Purchased Separately	229.00
M6BTT	Brake/Tail/Turn	167.00
M6T	Amber Turn Signal, Sequential Chevron Arrow without Flange with Multi-Flash Pattern	145.00
M6BUW	Back-Up Light	223.00
M6ZC	Gradient Scenelight	386.00

All models are 12 Volt D.C. only unless otherwise noted above. For other voltages contact factory.


\* Replace symbol in model number with letter indicating lens color or LED color desired: A = Amber; B = Blue; C = Clear/White; R = Red; G = Green

# Replace symbol in model number with letter indicating SPLIT lens or LED color desired: D = Red/Clear or White; E = Blue/Clear or White; F = Amber/Clear or White; H = Green/Clear or White; J = Red/Blue; K = Red/Amber; L = Red/Green; M = Blue/Amber † (to be discontinued, check availability) ‡ NCNR (special order, check availability, non-cancelable, non-returnable) ! Indicate length desired: 5 foot, 6 foot, 7 foot or 8 foot \$ Indicates Lower Price



Flashers & Lightheads



↓  - NCNR (special order, non-cancelable, non-returnable, check availability). See "Made-To-Order" Statement on Table of Contents Page of this Price List.

**MODEL DESCRIPTION LIST**

M6FC	Flange, Chrome	18.00
M6FB	Flange, Black	10.00
M6P15C	15° Angled Surface Mount Housing, Chrome	81.00
M6P15B	15° Angled Surface Mount Housing, Black	40.00
M6FC600	Flange, Chrome, Adapts M6 to 600 Series Mounting	31.00
M6BRUSH	Brush Guard, Black	46.00
6BKT1	"L" Bracket Push Bumper Mounting Kit for 600/M6/600 Rota-Beam, Black, Each	23.00
6BKT2	Angled Bracket Push Bumper Mounting Kit for 600/M6/600 Rota-Beam, Black, Each	23.00
M6HDLMTK	Headlight Mounting Kit for AT1 & KD Housings, Includes Hardware	80.00
M6FCV2	Flange, Chrome, Two Light, Vertical, Lightheads Purchased Separately	115.00
M6FCV3	Flange, Chrome, Three Light, Vertical, Lightheads Purchased Separately	158.00
M6FCV4	Flange, Chrome, Four Light, Vertical, Lightheads Purchased Separately	226.00
M6PTM5F	† Front Light Pod for Eight M6 Lightheads for the 2015-2019 Ford Transit Medium Roof, Lightheads Purchased Separately, Freight Surcharge May Apply	566.00
M6PT5R	† Rear Light Pods (2 Piece) for Six M6 Lightheads for the 2015-2017 Ford Transit Medium or High Roof, Lightheads Purchased Separately, Freight Surcharge May Apply	566.00
M6PTH5F	† Front Light Pod for Eight M6 Series Lightheads for the 2015-2019 Ford Transit High Roof, Lightheads Purchased Separately, Freight Surcharge May Apply	566.00
M6WLENX	Replace Clear Lens with a Smoked Lens, For M6 Warning Models Only	10.50

**M7 Series Linear Super-LED® Surface Mount**, Color Outer Lens, Unless Specified. Optional Mounting Flanges Available. 7-5/8" Long x 3-3/8" High, Protrudes 1-3/8".

M7*	Warning, Red, Blue, Amber or White. Internal Flasher with Flash Patterns and Synchronize Feature	229.00
M7°C	Warning, Red, Blue or Amber with Clear Lens. Internal Flasher with Flash Patterns and Synchronize Feature	229.00
M7#	Split Color with Clear Outer Lens, Side-By-Side, Red/Amber, Red/White, Red/Blue and Amber/White Only. Internal Flasher with Flash Patterns and Synchronize Feature	250.00
M7*S	Red, Blue, Amber or White, Requires LED Flasher Purchased Separately	229.00
M7*CS	Red, Blue, Amber or White with Clear Outer Lens, Requires LED Flasher Purchased Separately	229.00
M7ZC	Gradient Scenelight	229.00
M7FC	Flange, Chrome	18.00
M7FB	Flange, Black	10.00
M7FC700	Flange, Chrome, Adapts M7 to 700 Series Mounting	38.00
M7BRUSH	Brush Guard, Black	46.00
M7BKT1	Optional Universal Mounting Bracket for One Lighthead	21.00
M7WLENX	Replace Clear Lens with a Smoked Lens, For M7 Warning Models Only	10.50

**M9 Series Linear Super-LED® Surface Mount**, Color Outer Lens, Unless Specified. Optional Mounting Flanges Available. 10-3/8" Long x 6-1/2" High, Protrudes 1-3/8".

M9V2*	V-Series™, Combination 180° Warning and Scene Light, Scan-Lock™ Flash Patterns with Color Outer Lens Over the Warning Light, Red, Blue or Amber Warning, Includes Chrome-Plated Flange	903.00
M9V2°C	V-Series™, Combination 180° Warning and Scene Light, Scan-Lock™ Flash Patterns with Clear Outer Lens over the Warning Light, Red, Blue or Amber Warning, Includes Chrome-Plated Flange	903.00
M9*	Warning, Red, Blue, Amber or White. Internal Flasher with Flash Patterns and Synchronize Feature	343.00
M9°C	Warning, Red, Blue or Amber with Clear Lens. Internal Flasher with Flash Patterns and Synchronize Feature	343.00
M9#	Split Color with Clear Outer Lens, Side-By-Side, Red/Amber, Red/Blue & Red/White Only. Internal Flasher with Flash Patterns and Synchronize Feature	343.00
M9*S	Red, Blue, Amber or White, Requires LED Flasher Purchased Separately	343.00
M9*CS	Red, Blue, Amber or White with Clear Outer Lens, Requires LED Flasher Purchased Separately	343.00
M92#	DUO™ Red/Blue, Red/White, Blue/Amber, Blue/White or Amber/White Only, Scan-Lock™ Flash Patterns and Low Power	356.00
M9*CZ	Combination Warning/Scene Light, Scan-Lock™ Flash Patterns, Synchronize Feature and Hi/Low with Clear Outer Lens	343.00
M9JCZ	DUO™ Red/Blue, Combination Warning/Scene Light, Scan-Lock™ Flash Patterns, Synchronize Feature and Hi/Low with Clear Outer Lens	359.00
M9LZC	Scenelight, White, Includes Flange	580.00
M9BTTX	Brake/Tail/Turn	372.00
M9T	Amber Turn	414.00
M9BUW	Back-Up Light	433.00
M9FC	Flange, Chrome	27.00
M9FB	Flange, Black	10.00
M9FC900	Flange, Chrome, Adapts M9 Warning to 900 Series Mounting	51.00
M9FCZ900	Flange Chrome, Adapts M9 Scenelight to 900 Series Mounting	63.00
M9VFC900	Flange, Chrome, Adapts M9V to 900 Series Mounting	51.00
M9WLENX	Replace Clear Lens with a Smoked Lens, For M9 Warning Models Only	10.50
M9HTM5FC	† Chrome-Plated Housings, Sold in Pairs for Front Driver and Passenger Side of the 2015-2019 Ford Transit Medium Roof, Two M9 Series Lightheads Purchased Separately	285.00





M9HTM5RC	† Chrome-Plated Housings, Sold in Pairs for Rear Driver and Passenger Side of the 2015-2019 Ford Transit Medium Roof, Two M9 Series Lighthead Assemblies Purchased Separately	285.00
M9HTH5FC	† Chrome-Plated Housings, Sold in Pairs for Front Driver and Passenger Side of the 2015-2019 Ford Transit High Roof, Two M9 Series Lighthead Assemblies Purchased Separately	285.00
M9HTH5RC	† Chrome-Plated Housings, Sold in Pairs for Rear Driver and Passenger Side of the 2015-2019 Ford Transit High Roof, Two M9 Series Lighthead Assemblies Purchased Separately	285.00

**Micro Freedom® Super-LED® Lighthead Assemblies**, Mirror Mount Bracket Sold Separately (with 20' Cable).

†† MCFLD2*	Freedom®, Two Linear Super-LED®s with a Built-in Flasher, 8.2"W x 10"D x 3.5"H, Blue, Red and/or Amber	771.00
------------	--	--------

**Micron™ Series Super-LED® Lighthead**, Includes Scan-Lock™ Flash Patterns, and a 4-Wire Pigtail.

MCRNS*	\$ Surface Mount, Red, Blue, Amber or White, Black Flange	127.00
MCRNS#	\$ Surface Mount, Split Color, Clear Lens, Red/Amber, Amber/White, Red/Blue or Red/White Only, Black Flange	133.00
MCRNS*X	\$ Surface Mount, Red, Blue, Amber or White, Black Flange with Smoked Lens	137.00
MCRNS#X	\$ Surface Mount, Split Color, Red/Amber, Amber/White, Red/Blue or Red/White Only, Black Flange with Smoked Lens	143.00
MCRNSC*	\$ Surface Mount, Red, Blue, Amber or White, Chrome Flange	147.00
MCRNSC#	\$ Surface Mount, Split Color, Red/Amber, Amber/White, Red/Blue or Red/White Only, Chrome Flange	153.00
MCRNT*	\$ Stud Mount, Red, Blue, Amber or White	127.00
MCRNT#	\$ Stud Mount, Split Color, Red/Amber, Amber/White, Blue/Amber, Red/Blue or Red/White Only	133.00
MCRNT*X	\$ Stud Mount, Red, Blue, Amber or White, with Smoked Lens	137.00
MCRNT#X	\$ Stud Mount, Split Color, Red/Amber, Amber/White, Red/Blue or Red/White Only, with Smoked Lens	143.00
MCRNB1	"L" Angle Mounting Bracket, Black	14.00
MCRNB2	Optional Universal License Plate Bracket for Two MCRNS Lighthead, Horizontal Mount	34.00

**Mirror-Beam™ Mirror Mounted Super-LED® Series Lighthead**, Includes 15' Cable with AMP Connectors, Textured Black Finish, Sold in Pairs. Available in Blue, Red and/or Amber. For White Super-LED®, Contact Factory for Pricing.

MBCT15**	Chevy Tahoe and Suburban 1500, 2015-2019	395.00
MXCT15**	Chevy Tahoe and Suburban 1500, 2015-2019 with Smoked Lens	416.00
MBCT15JJ	Chevy Tahoe and Suburban 1500, 2015-2019, Two Split Red/Blue Lighthead	395.00
MXCT15JJ	Chevy Tahoe and Suburban 1500, 2015-2019, Two Split Red/Blue Lighthead with Smoked Lens	416.00
MBDC11**	Dodge Charger, 2011-2019	395.00
MBDC11JJ	Dodge Charger, 2011-2019, Two Split Red/Blue Lighthead	395.00
MXDC11**	Dodge Charger, 2011-2019 with Smoked Lens	416.00
MXDC11JJ	Dodge Charger, 2011-2019, Two Split Red/Blue Lighthead with Smoked Lens	416.00
MBFF17**	Ford Fusion, 2015-2019	395.00
MXFF17**	Ford Fusion, 2015-2019 with Smoked Lens	416.00
†† MBFT11**	Ford Police Interceptor Sedan, 2013-2019	395.00
†† MBFT11JJ	Ford Police Interceptor Sedan, 2013-2019, Two Split Red/Blue Lighthead	395.00
†† MXFT11**	Ford Police Interceptor Sedan, 2013-2019 with Smoked Lens	416.00
†† MXFT11JJ	Ford Police Interceptor Sedan, 2013-2019, Two Split Red/Blue Lighthead with Smoked Lens	416.00
MBFX11**	Ford Police Interceptor Utility, 2013-2019	395.00
MBFX11JJ	Ford Police Interceptor Utility, 2013-2019, Two Split Red/Blue Lighthead	395.00
MXFX11**	Ford Police Interceptor Utility, 2013-2019 with Smoked Lens	416.00
MXFX11JJ	Ford Police Interceptor Utility, 2013-2019, Two Split Red/Blue Lighthead with Smoked Lens	416.00

**Mirror-Beam™ ION™ V-Series™ Mirror Mounted Super-LED® Series Lighthead**, Includes 15' Cable, Textured Black Finish, Sold in Pairs, Available in Red, Blue, Amber and/or White.

VMCT15**	Chevy Tahoe and Suburban 1500, 2015-2019	577.00
VXCT15**	Chevy Tahoe and Suburban 1500, 2015-2019 with Smoked Lens	598.00
VMDC11**	Dodge Charger, 2011-2019	577.00
VXDC11**	Dodge Charger, 2011-2019 with Smoked Lens	598.00
VMFF17**	Ford Fusion, 2015-2019	577.00
VXFF17**	Ford Fusion, 2015-2019 with Smoked Lens	598.00
†† VMFT11**	Ford Police Interceptor Sedan, 2013-2019	577.00
†† VXFT11**	Ford Police Interceptor Sedan, 2013-2019 with Smoked Lens	598.00
VMFX11**	Ford Police Interceptor Utility, 2013-2019	577.00
VXFX11**	Ford Police Interceptor Utility, 2013-2019 with Smoked Lens	598.00

**PAR-36 Super-LED® Floodlights and Spotlights**

P36SLC	PAR-36, 12/24 VDC, Replacement	194.00
P36SLCHG	PAR-36, 12/24 VDC, Combination Spotlight/Floodlight. Includes Rubber Swivel Housing with Stainless Steel Bracket and Hardware	218.00
P36HHS	PAR-36, Super-LED® Hand Held Combination Spotlight/Floodlight, 12/24 VDC, Includes Cigar Cord, On/Off Switch and Magnet	410.00

**PAR-36 Round Super-LED® Work Light**, Cast Aluminum and Includes Pedestal/Swivel Mount, Standard.

3PC0C0CD	White, Intensity Level 3, Deutsch® Connector	375.00
----------	--	--------

**PAR-36 Round Super-LED® Work Light with Pedestal/Swivel Mount**, Built-in On/Off Switch and Removable "T" Handle.

PFBP12	12 Super-LED® Floodlight, Black Housing	442.00
PFBP12C	12 Super-LED® Floodlight, Black Housing with Chrome Rear Cover	453.00
PFBP6	6 Super-LED® Floodlight, Black Housing	376.00

All models are 12 Volt D.C. only unless otherwise noted above. For other voltages contact factory.


\* Replace symbol in model number with letter indicating lens color or LED color desired: A = Amber; B = Blue; C = Clear/White; R = Red; G = Green

# Replace symbol in model number with letter indicating SPLIT lens or LED color desired: D = Red/Clear or White; E = Blue/Clear or White; F = Amber/Clear or White; J = Red/Blue; K = Red/Amber; L = Red/Green; M = Blue/Amber † (to be discontinued, check availability) †† NCNR (special order, check availability, non-returnable) ! Indicate length desired: 5 foot, 6 foot, 7 foot or 8 foot \$ Indicates Lower Price



Flashers & Lighthead



↓  - NCNR (special order, non-cancelable, non-returnable, check availability). See "Made-To-Order" Statement on Table of Contents Page of this Price List.

## MODEL DESCRIPTION LIST

PFBP6C	6 Super-LED® Floodlight, Black Housing with Chrome Rear Cover	386.00
PSBP12	12 Super-LED® Spotlight, Black Housing	442.00
PSBP12C	12 Super-LED® Spotlight, Black Housing with Chrome Rear Cover	453.00
PSBP6	6 Super-LED® Spotlight, Black Housing	376.00
PSBP6C	6 Super-LED® Spotlight, Black Housing with Chrome Rear Cover	386.00
<b>PAR-36 Round Super-LED® Work Light with Stud/Swivel Mount.</b>		
PFBS12	12 Super-LED® Floodlight, Black Housing	298.00
PFBS12C	12 Super-LED® Floodlight, Black Housing with Chrome Rear Cover	309.00
PFBS6	6 Super-LED® Floodlight, Black Housing	234.00
PFBS6C	6 Super-LED® Floodlight, Black Housing with Chrome Rear Cover	244.00
PSBS12	12 Super-LED® Spotlight, Black Housing	298.00
PSBS12C	12 Super-LED® Spotlight, Black Housing with Chrome Rear Cover	309.00
PSBS6	6 Super-LED® Spotlight, Black Housing	234.00
PSBS6C	6 Super-LED® Spotlight, Black Housing with Chrome Rear Cover	244.00
PFBS6S	6 Super-LED® Floodlight, Black Housing with Switch	234.00
PFBS12S	12 Super-LED® Floodlight, Black Housing with Switch	298.00
PSBS6S	6 Super-LED® Spotlight, Black Housing with Switch	234.00
PSBS12S	12 Super-LED® Spotlight, Black Housing with Switch	298.00
<b>PAR-46 Super-LED® Steady-Burn Floodlights, Spotlights and Combination Spotlight and Warning Light</b>		
P46SLC	\$ PAR-46, 12 VDC, Replacement, 2° Spotlight	250.00
P46SLCX	\$ PAR-46, 12 VDC, Replacement, 2° Spotlight, with Smoked Lens	260.00
P46FL*	\$ PAR-46, 12 VDC, Replacement, 8° Spotlight, Red, Blue, Amber or White (Steady-Burn)	250.00
P46FLCX	\$ PAR-46, 12 VDC, Replacement, 8° Spotlight, with Smoked Lens	260.00
P46WL*	\$ PAR-46, 12 VDC, Replacement, 20° High x 60° Wide Floodlight Pattern, Red, Blue, Amber or White (Steady-Burn)	250.00
P46WLCX	\$ PAR-46, 12 VDC, Replacement, 20° High x 60° Wide Floodlight Pattern, with Smoked Lens	260.00
P46SLCHG	\$ PAR-46, Spotlight 12 VDC, Includes Rubber Swivel Housing with Stainless Steel Bracket and Hardware	278.00
P46HHS	\$ PAR-46, Super-LED® Hand Held Spotlight, 12 VDC, Includes Cigar Cord, On/Off Switch and Magnet	476.00
P46S2*	\$ PAR-46, 12 VDC, Replacement, 8° Spotlight with Red or Blue Warning. For Unity® Spotlight Mounting Only. One Wire Control for Spot and Warning	333.00
P46S2X	\$ PAR-46 12 VDC, Replacement, California Steady Red and 8° Spotlight, for Unity® Spotlight Mounting Only. One Wire Control of Steady Red and Spotlight Override	333.00
P46S2X2	\$ PAR-46 12 VDC, Replacement, 8° Spot Light with California Steady Red, for Unity® Spotlight Mounting Only. One Wire Control of Spotlight and Steady Red Override	333.00
P46S2*3	\$ PAR-46, 12 VDC, Replacement, 8° Spotlight with Red or Blue Warning. For Unity® Spotlight Mounting. One Wire Color Control for Spot, Warning and Alternate Flash of Spot/Warning	333.00
P46S3*H	\$ PAR-46, 12 VDC, 8° Spotlight with Red or Blue Warning. Includes Rubber Swivel Housing with Stainless Steel Bracket and Hardware. Independent Control of Spotlight and Warning Light with Spot Light Override	361.00
<b>Perimeter Enhancement Light, Super-LED®, Steady White.</b>		
PELCC	12VDC, Chrome Flange, White	210.00
PELCB	12VDC, Black Flange, White	210.00
<b>Pioneer Micro™ Series, Super-LED® Work/Scene Light, Includes Mounting Bracket and 3 Additional Interchangeable Optic Lenses.</b>		
MPBW	Bail/Stud Mount, White Housing	421.00
MPBB	Bail/Stud Mount, Black Housing	421.00
MPPW	Low Profile Pedestal/Swivel Mount, White Housing	599.00
MPPWCS	Low Profile Pedestal/Swivel Mount, White Housing with Chrome Cover and On/Off Switch	619.00
MPPB	Low Profile Pedestal/Swivel Mount, Black Housing	599.00
MPPBBS	Low Profile Pedestal/Swivel Mount, Black Housing with Black Cover and On/Off Switch	599.00
MPPBCS	Low Profile Pedestal/Swivel Mount, Black Housing with Chrome Cover and On/Off Switch	619.00
MPRW	Straight Recessed Mount, White	516.00
MPRB	Straight Recessed Mount, Black	516.00
MPR15W	15 Degree Recessed Mount, White	516.00
MPR15B	15 Degree Recessed Mount, Black	516.00
NPBKT2	2015-2019 Ford F-150 Pillar/Hood Mount Bracket for Micro Pioneer™ Bail/Stud Mount or Nano™ Pioneer Bail Mount	111.00
<b>Pioneer Nano™ NP Series, Includes Bail Mount, Two Interchangeable Lenses (8° and 40° X 20°) and a 6' Harness.</b>		
NP3BW	3-LED, with Bail Mount, White	208.00
NP3BB	3-LED, with Bail Mount, Black	208.00
NP6BW	6-LED, with Bail Mount, White	260.00
NP6BB	6-LED, with Bail Mount, Black	260.00
NPBKT2	2015-2019 Ford F-150 Pillar/Hood Mount Bracket for Micro Pioneer™ Bail/Stud Mount or Nano™ Pioneer Bail Mount	111.00



NPBKT3	Mounting Brackets (Pair) and Hardware for Two Pioneer Nano™ 3-LED Series Lightheads Under a Lightbar, Black (Requires Minimum Clearance of 3" from Base of Lightbar to Top of Flat Roof Surface), Lightheads Purchased Separately	129.00
NPBKT4	Mounting Brackets (Pair) and Hardware for Two Pioneer Nano™ 6-LED Series Lightheads Under a Lightbar, Black (Requires Minimum Clearance of 3 1/2" from Base of Lightbar to Top of Flat Roof Surface), Lightheads Purchased Separately	129.00

**Pioneer™ Series and Pioneer Plus™ Series**, White Housing, 12 VDC unless noted, Super-LED® Flood/Spot Lights. Requires Optional Mounting Kit Purchased Separately, Unless Specified. For Black Housing, Add a "B" to the End of the Model Number, Contact Factory for Availability.

PFH1	Single Pioneer Plus™ Floodlight	858.00
PCH1	Single Panel Pioneer Plus™ Combination Flood/Spot with Proclera® Silicone Optics	858.00
PFH2	Dual Panel Pioneer Plus™ Floodlight	1497.00
PCH2	Dual Panel Pioneer Plus™ Combination Flood/Spot with Proclera® Silicone Optics	1497.00
PFP1AC	Single Panel Pioneer Plus™ Floodlight, 115 VAC, UL® Listed	1030.00
PSP1AC	Single Panel Pioneer Plus™, Spot Light, 8°, 115 VAC, UL® Listed	1030.00
PSP1ALP	PSP1AC with Low Profile Pedestal/Swivel Mount, 115 VAC, UL® Listed	1186.00
PFP2AC	Dual Panel Pioneer Plus™ Floodlight, 115 VAC, UL® Listed	1787.00
PCP2AFS	Dual Panel Pioneer Plus™ Combination Flood (Left)/Spotlight (Right), 115 VAC, UL® Listed	1787.00
PCP2ASF	Dual Panel Pioneer Plus™ Combination Spot (Left)/Floodlight (Right), 115 VAC, UL® Listed	1787.00
PCP3	Pioneer Plus™ Max Combination Flood and 8° Spotlight	1920.00
PCP3A	Pioneer Plus™ Max Combination Flood and 8° Spotlight, 115 VAC, UL® Listed	1920.00

**Options for Pioneer™ & Pioneer Plus™ Series**, For Black Housing, Add a "B" to the End of the Model Number, Contact Factory for Availability.

PBA106U	Universal Bail Mount Bracket (Vertical or Horizontal), White, For Single Pioneer™ (PFA1/PFP1)	103.00
PBH106U	Universal Bail Mount Bracket (Vertical or Horizontal), White, For Single Pioneer™ PFH1/PCH1	103.00
PBA206U	Universal Bail Mount Bracket (Vertical or Horizontal), White, For Dual Pioneer™ (PFA2/PFP2)	117.00
PBH206U	Universal Bail Mount Bracket (Vertical or Horizontal), White, For Dual Pioneer™ (PFH2/PCH2)	117.00
PH1LPED	Low Profile Pedestal/Swivel Mount for PFH1 or PCH1, White. (Replaces PFH1LP when used with PFH1). Only Available when Purchased with a PFH1 or PCH1 Pioneer™	161.00
PBA103	Semi-Recess Housing with Chrome Flange, Mounts Single Pioneer™ (PFA1/PFP1) Straight or at a 15° Angle	319.00
PBH103	Semi-Recess Housing with Chrome Flange, Mounts Single Pioneer™ (PFH1/PCH1) Straight or at a 15° Angle	319.00
PBA203	Semi-Recess Housing with Chrome Flange, Mounts Dual Pioneer™ (PFA2/PFP2) Straight or at a 15° Angle	346.00
PBH203	Semi-Recess Housing with Chrome Flange, Mounts Dual Pioneer™ (PFH2/PCH2) Straight or at a 15° Angle	346.00
PBAINTC	Brow Mount Brackets, Center Mount for International 4300, 4400, 7400 and Terrastar Chassis (Dual Pioneer™ Only)	165.00
PBHINTC	Brow Mount Brackets, Center Mount for International 4300, 4400, 7400 and Terrastar Chassis (PFH2/PCH2 Only)	165.00
PFLASH	Flasher with Steady-Burn Override, Multiple Flash Patterns	111.00

**Pioneer™ and Pioneer Plus™ Series, Includes Handle and Pole/Pedestal Mount Adapter**, (Pole or Pedestal Purchased Separately), White Housing, 12 VDC unless noted, Super-LED® Flood/Spot Lights. For Black Housing, Add a "B" to the End of the Model Number, Contact Factory for Availability.

PFH1P	Single Panel Pioneer Plus™ with Pole/Pedestal Mount Adapter	1100.00
PFH1P1	Single Panel Pioneer Plus™ with Pole/Pedestal Mount Adapter and On/Off Switch	1126.00
PFH2P	Dual Panel Pioneer Plus™ with Pole/Pedestal Mount Adapter	1741.00
PFH2P1	Dual Panel Pioneer Plus™ with Pole/Pedestal Mount Adapter and On/Off Switch	1766.00
PSP1AP	Single Panel Pioneer Plus™, 8° Spotlight, 115 VAC, UL® Listed with Pole/Pedestal Mount Adapter	1186.00
PSP1AP1	Single Panel Pioneer Plus™, 8° Spotlight, 115 VAC, UL® Listed with Pole/Pedestal Mount Adapter and On/Off Switch	1213.00
PCH1P	Single Panel Pioneer™ with Pole/Pedestal Mount Adapter, Combination Flood/Spot with Proclera® Silicone Optics	1100.00
PCH1P1	Single Panel Pioneer™ with Pole/Pedestal Mount Adapter and On/Off Switch, Combination Flood/Spot with Proclera® Silicone Optics	1126.00
PCH2P	Dual Panel Pioneer™ with Pole/Pedestal Mount Adapter, Combination Flood/Spot with Proclera® Silicone Optics	1741.00
PCH2P1	Dual Panel Pioneer™ with Pole/Pedestal Mount Adapter and On/Off Switch, Combination Flood/Spot with Proclera® Silicone Optics	1766.00
PFP1AP	Single Panel Pioneer Plus™, 115 VAC, with Pole/Pedestal Mount Adapter	1273.00
PFP1AP1	Single Panel Pioneer Plus™, 115 VAC, with Pole/Pedestal Mount Adapter and On/Off Switch	1299.00
PFP2AP	Dual Panel Pioneer Plus™, 115 VAC, with Pole/Pedestal Mount Adapter	2029.00
PFP2AP1	Dual Panel Pioneer Plus™, 115 VAC, with Pole/Pedestal Mount Adapter and On/Off Switch	2056.00
PBAPEDD	Pedestal Mount Kit for Pioneer™ with Pole/Pedestal Mount Adapter	320.00
PBAPEDDL	Locking Pedestal Mount Kit for Pioneer™ with Pole/Pedestal Mount Adapter	377.00
PBAPEDA	Pedestal Mount Kit for 115 VAC Pioneer™ with Pole/Pedestal Mount Adapter	320.00
PBAPEDAL	Locking Pedestal Mount Kit for 115 VAC Pioneer™ with Pole/Pedestal Mount Adapter	377.00
PCP2AP	Dual Panel Pioneer Plus™ Combination Flood/8° Spotlight, 115 VAC, UL® Listed with Pole/Pedestal Mount Adapter	2056.00

All models are 12 Volt D.C. only unless otherwise noted above. For other voltages contact factory.


\* Replace symbol in model number with letter indicating lens color or LED color desired: A = Amber; B = Blue; C = Clear/White; R = Red; G = Green

# Replace symbol in model number with letter indicating SPLIT lens or LED color desired: D = Red/Clear or White; E = Blue/Clear or White; F = Amber/Clear or White; H = Green/Clear or White, J = Red/Blue; K = Red/Amber; L = Red/Green; M = Blue/Amber † (to be discontinued, check availability) ‡ NCNR (special order, check availability, non-cancelable, non-returnable) ! Indicate length desired: 5 foot, 6 foot, 7 foot or 8 foot \$ Indicates Lower Price



Flashers & Lightheads



↓  - NCNR (special order, non-cancelable, non-returnable, check availability). See "Made-To-Order" Statement on Table of Contents Page of this Price List.

## MODEL DESCRIPTION LIST

PCP2AP1	Dual Panel Pioneer Plus™ Combination Flood/8° Spotlight, 115 VAC, UL® Listed with Pole/Pedestal Mount Adapter and On/Off Switch	2056.00
PCP3P	Pioneer Plus Max™ Combination Flood and 8° Spotlight with Pole/Pedestal Mount Adapter	2076.00
PCP3P1	Pioneer Plus Max™ Combination Flood and 8° Spotlight with Pole/Pedestal Mount Adapter and On/Off Switch	2103.00
PCP3AP	Pioneer Plus Max™ Combination Flood and 8° Spotlight, 115 VAC, UL® Listed with Pole/Pedestal Mount Adapter	2076.00
PCP3AP1	Pioneer Plus Max™ Combination Flood and 8° Spotlight, 115 VAC, UL® Listed with Pole/Pedestal Mount Adapter and On/Off Switch	2103.00

### Pioneer Quad™, 4 Panel, 115 VAC Floodlight and Combination Flood/Spotlight

PFP4AWB	Pioneer Quad™, Flood, 115 VAC, UL® Listed with Bail Mount Bracket	2821.00
PFP4AWP	Pioneer Quad™, Flood, 115 VAC, UL® Listed with Pole/Pedestal Mount Adapter	3278.00
PFP4AWP1	Pioneer Quad™, Flood, 115 VAC, UL® Listed with Pole/Pedestal Mount Adapter and 1 Switch	3304.00

**Pioneer™ Series & Pioneer Plus™ Series, Lightbar Mount, Super-LED® Flood/Spot Lights**, Includes Permanent Mounting Feet, White Flood/Spot Mounting Bracket and Flasher with Scan-Lock™ Flash Patterns, Including Steady Burn. Factory Installed on Freedom IV Lightbars Only. Lightbar Purchased Separately and May Prevent the Use of Other Options. Freight Surcharge May Apply. For Black Housing, Add a "B" to the End of the Model Number, Contact Factory for Availability.

PFH1F41	1 Single PFH1 Pioneer™ Center Mounted for 55" and Up, Floodlight	1641.00
PFH1F42	2 Single PFH1 Pioneer™s with Mounting Brackets for 72" and Up, Floodlight	2719.00
PFH2F41	1 Dual PFH2 Pioneer™ Center Mounted for 55" and Up, Floodlight	2333.00
PCH2F41	1 Dual PCH2 Pioneer™ Center Mounted for 55" and Up, Combination Flood/Spot with Proclera® Silicone Optics	2333.00
PFH2F42	2 Dual PFH2 Pioneer™s with Mounting Brackets for 72" and Up, Floodlight	4209.00
PCH2F42	2 Dual PCH2 Pioneer™s with Mounting Brackets for 72" and Up, Combination Flood/Spot with Proclera® Silicone Optics	4209.00
PCH1F41	1 Single PCH1 Pioneer™ Center Mount for 55" and Up, Combination Flood/Spot with Proclera® Silicone Optics	1641.00
PCH1F42	2 Single PCH1 Pioneer™s with Mounting Brackets for 72" and Up, Combination Flood/Spot with Proclera® Silicone Optics	2719.00

**Pole Assemblies**, For Pole Assemblies, See Separate Pole Assemblies Price List. Freight Surcharge May Apply.

0	For Pole Assemblies, See Separate Pole Assemblies Price List	
---	--	--

### Pioneer Plus™ Surface Mount Single and Dual Flood/Spot Combination

PCPSM1C	Single Panel, Combination Flood/Spot, Chrome Flange	832.00
PCPSM1B	Single Panel, Combination Flood/Spot, Black Flange	832.00
PCPSM1AC	Single Panel, Combination Flood/Spot, 115 VAC, UL® Listed, Chrome Flange	977.00
PCPSM1AB	Single Panel, Combination Flood/Spot, 115 VAC, UL® Listed, Black Flange	977.00
PCPSM2C	Dual Panel, Combination Flood/Spot, Chrome Flange	1612.00
PCPSM2B	Dual Panel, Combination Flood/Spot, Black Flange	1612.00
PCPSM2AC	Dual Panel, Combination Flood/Spot, 115 VAC, UL® Listed, Chrome Flange	1902.00
PCPSM2AB	Dual Panel, Combination Flood/Spot, 115 VAC, UL® Listed, Black Flange	1902.00

**Pioneer SlimLine™ Series**, 12 VDC, Super-LED®. Standard Spotlight includes Interchangeable Flood/Flood Lens and the PSL2 also Includes a Combination Flood/Spot Light Lens.

PSL1B	Single Panel, Bail/Stud Mount, White Housing	421.00
PSL1BB	Single Panel, Bail/Stud Mount, Black Housing	421.00
PSL1P	Single Panel, Low Profile Pedestal/Swivel Mount, White Housing	572.00
PSL1PB	Single Panel, Low Profile Pedestal/Swivel Mount, Black Housing	572.00
PSL1R	Single Panel, Semi-Recessed, Chrome Flange Mount, White Housing	485.00
PSL1RB	Single Panel, Semi-Recessed, Chrome Flange Mount, Black Housing	485.00
PSL1R5	Single Panel, Semi-Recessed 15° Angle Chrome Flange Mount, White Housing	485.00
PSL1R5B	Single Panel, Semi-Recessed 15° Angle Chrome Flange Mount, Black Housing	485.00
PSL2B	Dual Panel, Bail/Stud Mount, White Housing	858.00
PSL2BB	Dual Panel, Bail/Stud Mount, Black Housing	858.00
PSL2P	Dual Panel, Low Profile Pedestal/Swivel Mount, White Housing	1015.00
PSL2PB	Dual Panel, Low Profile Pedestal/Swivel Mount, Black Housing	1015.00
PSL2R	Dual Panel, Semi-Recessed, Chrome Flange Mount, White Housing	858.00
PSL2RB	Dual Panel, Semi-Recessed, Chrome Flange Mount, Black Housing	858.00
PSL2R5	Dual Panel, Semi-Recessed 15° Angle Chrome Flange Mount, White Housing	858.00
PSL2R5B	Dual Panel, Semi-Recessed 15° Angle Chrome Flange Mount, Black Housing	858.00

**Pioneer SlimLine™ Brow Mount Series**, 12 VDC, Super-LED®. Standard Spotlight includes Interchangeable Flood/Flood and Combination Flood/Spot Lenses.

PSL2	Dual Panel, White Housing, Mounting Purchased Separately	858.00
PSL2BLK	Dual Panel, Black Housing, Mounting Purchased Separately	858.00

**Pioneer Summit™ Series Light Array**, 30" Cable, Black Housing (Replace the Last "B" in the Model Number with "W" for a White Housing), 12/24 VDC, Super-LED®

S86MB	86" Separate Control of Scene, Flood, and Spot Lights with Built-in Amber Marker Lights	4525.00
S86MAB	86" Separate Control of Scene, Flood, and Four Amber Warning Lights (Requires Remote Flasher Purchased Separately) with Built-in Amber Marker Lights	4525.00





S86MBB	86" Separate Control of Scene, Flood, and Four Blue Warning Lights (Requires Remote Flasher Purchased Separately) with Built-in Amber Marker Lights	4525.00
S86MJB	86" Separate Control of Scene, Flood, and Two Red and Two Blue Warning Lights (Requires Remote Flasher Purchased Separately) with Built-in Amber Marker Lights	4525.00
S86MRB	86" Separate Control of Scene, Flood, and Four Red Warning Lights (Requires Remote Flasher Purchased Separately) with Built-in Amber Marker Lights	4525.00
S72MB	72" Separate Control of Scene, Flood, and Spot Lights with Built-in Amber Marker Lights	3829.00
S72MAB	72" Separate Control of Scene, Flood, and Four Amber Warning Lights (Requires Remote Flasher Purchased Separately) with Built-in Amber Marker Lights	3829.00
S72MBB	72" Separate Control of Scene, Flood, and Four Blue Warning Lights (Requires Remote Flasher Purchased Separately) with Built-in Amber Marker Lights	3829.00
S72MJB	72" Separate Control of Scene, Flood, and Two Red and Two Blue Warning Lights (Requires Remote Flasher Purchased Separately) with Built-in Amber Marker Lights	3829.00
S72MRB	72" Separate Control of Scene, Flood, and Four Red Warning Lights (Requires Remote Flasher Purchased Separately) with Built-in Amber Marker Lights	3829.00
S58MB	58" Separate Control of Scene, Flood, and Spot Lights with Built-in Amber Marker Lights	2485.00
S58MAB	58" Separate Control of Scene, Flood, and Four Amber Warning Lights (Requires Remote Flasher Purchased Separately) with Built-in Amber Marker Lights	2485.00
S58MBB	58" Separate Control of Scene, Flood, and Four Blue Warning Lights (Requires Remote Flasher Purchased Separately) with Built-in Amber Marker Lights	2485.00
S58MJB	58" Separate Control of Scene, Flood, and Two Red and Two Blue Warning Lights (Requires Remote Flasher Purchased Separately) with Built-in Amber Marker Lights	2485.00
S58MRB	58" Separate Control of Scene, Flood, and Four Red Warning Lights (Requires Remote Flasher Purchased Separately) with Built-in Amber Marker Lights	2485.00
S44MB	44" Separate Control of Scene, Flood, and Spot Lights with Built-in Amber Marker Lights	1944.00
S44MAB	44" Separate Control of Scene, Flood, and Two Amber Warning Lights (Requires Remote Flasher Purchased Separately) with Built-in Amber Marker Lights	1944.00
S44MBB	44" Separate Control of Scene, Flood, and Two Blue Warning Lights (Requires Remote Flasher Purchased Separately) with Built-in Amber Marker Lights	1944.00
S44MJB	44" Separate Control of Scene, Flood, and One Red and One Blue Warning Lights (Requires Remote Flasher Purchased Separately) with Built-in Amber Marker Lights	1944.00
S44MRB	44" Separate Control of Scene, Flood, and Two Red Warning Lights (Requires Remote Flasher Purchased Separately) with Built-in Amber Marker Lights	1944.00
S30MB	30" Separate Control of Scene, Flood, and Spot Lights with Built-in Amber Marker Lights	1346.00
S30MAB	30" Separate Control of Scene, Flood, and Two Amber Warning Lights (Requires Remote Flasher Purchased Separately) with Built-in Amber Marker Lights	1346.00
S30MBB	30" Separate Control of Scene, Flood, and Two Blue Warning Lights (Requires Remote Flasher Purchased Separately) with Built-in Amber Marker Lights	1346.00
S30MJB	30" Separate Control of Scene, Flood, and One Red and One Blue Warning Lights (Requires Remote Flasher Purchased Separately) with Built-in Amber Marker Lights	1346.00
S30MRB	30" Separate Control of Scene, Flood, and Two Red Warning Lights (Requires Remote Flasher Purchased Separately) with Built-in Amber Marker Lights	1346.00
S161MB	16" Wide Flood Light with Built-in Amber Marker Light	825.00
S162MB	16" Spot Light with Built-in Amber Marker Light	825.00
S091MB	9" Wide Flood Light with Built-in Amber Marker Light	429.00
S092MB	9" Spot Light with Built-in Amber Marker Light	429.00

**Options for Pioneer Summit™ Series** (Replace the Last "B" in the Model Number with "W" for a White Bracket)

SUBKT1B	Universal "L" Mounting Brackets for 9" to 44" Models, Black, No Charge when Purchased with the Pioneer Summit™	
SUBKT2B	Universal "L" Mounting Brackets for 58" to 86" Models, Black, No Charge when Purchased with the Pioneer Summit™	
SUCBL15	15' Cable, Two Cables Required for 30" and Longer Models, Each	92.00

**Pioneer LiFe™ Battery Operated Portable Area Light Series**, Includes Intelligent Inductive Charger™ and Floodlight Lens (Interchangeable Spotlight Lens Supplied)

LF35	12 VDC, Rechargeable LiFePO Battery, 3500 Usable Lumens	1189.00
LF35A	115 - 240 VAC, Rechargeable LiFePO Battery, with Standard NEMA Plug for U.S., 3500 Usable Lumens	1279.00
LF35E	240 VAC, Rechargeable LiFePO Battery, with CEE7 Plug for Europe, 3500 Usable Lumens	1279.00
LF35BASE	Optional Non-Charging Base Only	99.00
LF35CB12	Optional 12 VDC, Charging Base Only	333.00
LF35CBAC	Optional 115 - 240 VAC, Charging Base Only, with Standard NEMA Plug for U.S.	423.00
LF35CBAE	Optional 240 VAC, Charging Base Only, with CEE7 Plug for Europe	423.00
LF28	12 VDC, Rechargeable LiFePO Battery, 2800 Usable Lumens	1099.00
LA28	12 VDC, Rechargeable Lead Acid Battery, 2800 Usable Lumens	899.00
LF28A	115 - 240 VAC, Rechargeable LiFePO Battery, with Standard NEMA Plug for U.S., 2800 Usable Lumens	1189.00
LA28A	115 - 240 VAC, Rechargeable Lead Acid Battery, with Standard NEMA Plug for U.S., 2800 Usable Lumens	989.00
LF35TPM	Optional Pole Mount Adapter with LF35BASE, fits 1-1/8" Pole	119.00

**Strip-Lite™ Plus Surface Mount Super-LED® Series**, Includes Black Flange. (Supersedes Original Strip-Lite™ Series)

PS*01FCR	SOLO™, Red, Blue, Amber or White, 25 Flash Patterns including Steady-Burn, Clear Lens	132.00
----------	---	--------



All models are 12 Volt D.C. only unless otherwise noted above. For other voltages contact factory.

\* Replace symbol in model number with letter indicating lens color or LED color desired: A = Amber; B = Blue; C = Clear/White; R = Red; G = Green

# Replace symbol in model number with letter indicating SPLIT lens or LED color desired: D = Red/Clear or White; E = Blue/Clear or White; F = Amber/Clear or White; H = Green/Clear or White; J = Red/Blue; K = Red/Amber; L = Red/Green; M = Blue/Amber; † (to be discontinued, check availability) ‡ NCNR (special order, check availability, non-cancelable, non-returnable) ! Indicate length desired: 5 foot, 6 foot, 7 foot or 8 foot \$ Indicates Lower Price

↓ †† - NCNR (special order, non-cancelable, non-returnable, check availability). See "Made-To-Order" Statement on Table of Contents Page of this Price List.

**MODEL DESCRIPTION LIST**

PS#02FCR	DUO™, Amber/Blue, Amber/White, Blue/White, Red/Blue, Red/Amber or Red/White, 69 Flash Patterns including Steady-Burn, Clear Lens	172.00
PSSEQACR	Sequencing Light, Amber, 6 Sequencing Patterns, 11 Flashing Patterns, Clear Lens	189.00
PSCOMPL	Compartment Light, Low Intensity	91.00
PSCOMPH	Compartment Light, High Intensity	138.00
PSFC	Optional, Chrome Flange	16.50
PSBKT45	45° Mounting Bracket for 1 Strip-Lite Plus™ Lighthouse	23.50
PSBKT2	Guard for 1 Strip-Lite Plus™ Lighthouse	34.00
PSBKT90	NEW 90° Mounting Bracket for 1 Strip-Lite Plus™ Lighthouse	23.50

**Strip-Lite™ Plus XL Surface Mount Super-LED® Series**, Includes Black Flange. (Supersedes Original Tank Light)

PSTANK2	Fluid Level Indicator Light, Steady-Burn, Green, Blue, Amber & Red LEDs. Requires Customer-Supplied Sensors	237.00
PSXLC	Optional, Chrome Flange	16.50
PSXLBKT2	NEW Guard for 1 Strip-Lite™ Plus XL Light	34.00

**TIR3™ & LIN3™ Series Super-LED® Lighthoods**, Surface Mount, Color Super-LED® with Clear Outer Lens, 3.5" W x 1.1" H x 1.2" D Includes Black Flange. Scan-Lock™ Flash Patterns including Steady-Burn and Synchronize Feature.

RS*02ZCR	LIN3™, Horizontal Mounting, Red, Blue, Amber or White	92.00
RS*03ZCR	TIR3™, Horizontal Mounting, Red, Blue, Amber or White	92.00
RV*03ZCR	TIR3™, Vertical Mounting, Red, Blue, Amber or White	92.00

**LINZ6™ & LINV2™ V-Series™ Linear Super-LED® Lighthoods**, Surface Mount, Color Super-LED® with Clear Outer Lens, 4" W x 2" H x 1-9/16" D, Includes Black Flange. Scan-Lock™ Flash Patterns Including Steady-Burn and Synchronize Feature.

LINV2*	V-Series™, Combination 180° Warning and Puddle Light with Scan-Lock™ Warning Flash Patterns, Red, Blue, Amber or White Warning	235.00
LINSV2*	V-Series™, Combination 180° Warning and Puddle Light with Scan-Lock™ Flash Patterns for Under Surface Mounting, Red, Blue or Amber	245.00
LINV2*X	V-Series™, Combination 180° Warning and Puddle Light with Scan-Lock™ Warning Flash Patterns, Red, Blue, Amber or White Warning with Smoked Lens	245.00
LINSV2*X	V-Series™, Combination 180° Warning and Puddle Light with Scan-Lock™ Flash Patterns for Under Surface Mounting, Red, Blue or Amber Warning with Smoked Lens	255.00
LINZ6*	† Horizontal Mount, Red, Blue, Amber or White	169.00
LINZ6#	† Split Color, Clear Lens, Red/Amber, Amber/White, Red/Blue or Red/White Only, Horizontal Mount	176.00
LINZ61	† Horizontal Mount, Amber/Amber Split	177.00
LINZ62	† Horizontal Mount, Blue/Blue Split	177.00
LINZ65	† Horizontal Mount, Red/Red Split	177.00

**Options for TIR3™, LIN3™, LINZ6™ & LINV2™ V-Series™ Linear Series Super-LED®**

RFLANGCD	Optional, Deep, Chrome-Plated Mounting Flange Kit (Not for Use with LINV2™ Series)	18.00
RFLANGEC	Optional Chrome-Plated Mounting Flange Kit	18.00
RFLANGEA	Optional Cast Aluminum Mounting Flange Kit (Not for Use with LINV2™ Series)	31.00
RFLANG2B	Optional Black, Dual Surface Mount Flange Kit for Two Lighthoods	16.00
RFLANG2C	Optional Chrome-Plated, Dual Surface Mount Flange Kit for 2 Lighthoods	21.00
LINZ6FC	Optional Deep Chrome-Plated Mounting Flange Kit (Not for Use with LINV2™ Series)	18.00
RGROMMET	Grommet Mount Kit	8.00

†† L6BKT2	Optional Dodge Charger Trunk Mount Bracket for Two LINZ6™ Lighthoods, Pair	24.00
L6BKT3	Optional 46 Degree Push Bumper Bracket, Each	17.00
LSVBKT45	Chevy Tahoe/Suburban, 2015-2019, Under-the-Side View Mirror Mount for two LINSV2™ Series Sold Separately, Pair	26.00
LSVBKT13	Chevy Silverado 1500/2500, 2014-2018, Under-the-Side View Mirror Mount for Two LINSV2™ Series Sold Separately, Pair	26.00
LSVBKT35	Dodge Charger, 2011-2019, Under-the-Side View Mirror Mount for Two LINSV2™ Series Sold Separately, Pair (When Used with Mirror Beam™s, Housing Modification maybe Required)	26.00
LSVBKT44	Dodge Durango, 2013-2019, Under-the-Side View Mirror Mount for Two LINSV2™ Series Sold Separately, Pair	26.00
LSVBKT42	NEW Ram 1500, 2011-2018 and Ram 1500 Classic, 2019, Under-the-Side View Mirror Mount for Two LINSV2™ Series Sold Separately, Pair	26.00
LSVBKT47	NEW Ford F-150, 2015-2019, Under-the-Side View Mirror Mount for Two LINSV2™ Series Sold Separately, Pair (Does not Work for F-150, 2019, if Passenger Side View Mirror has a Sensor)	26.00
LSVBKT34	Ford Police Interceptor Utility 2013-2019, Under-the-Side View Mirror Mount for Two LINSV2™ Series Sold Separately, Pair (For use with Ford's Factory Side Marker LED Side View Mirror Option)	26.00
†† LSVBKT38	Ford Police Interceptor Sedan 2013-2019, Under-the-Side View Mirror Mount for Two LINSV2™ Series Sold Separately, Pair	26.00
RBKT1	Optional "L" Mounting Bracket for 1 Lighthouse (Consider Using LIN3™ Mounting Flange when used with LINZ6™, Purchased Separately and Not for Use with RV Series)	14.00
RBKT2	Optional "L" Mounting Bracket for 2 Lighthoods (Consider Using LIN3™ Mounting Flange when used with LINZ6™, Purchased Separately and Not for Use with RV Series)	24.00
RBKT4	Optional Swivel Mounting Bracket For 1 TIR3™ or LIN3™	39.00

Flashers & Lighthoods



	RBKT6	Optional License Plate Bracket for 2 Lightheads, Horizontal Mount (Consider Using LIN3™ Mounting Flange when used with LINZ6™, Purchased Separately)	25.00
	RBKT7	Optional License Plate Bracket for 2 Lightheads, Vertical Mount (Consider Using LIN3™ Mounting Flange when used with LINZ6™, Purchased Separately)	25.00
	RBKT10	Optional Trunk Mount Bracket for Dodge Charger, Pair	33.00
	RBKT14	<b>NEW</b> Optional 2014-2018 Chevy Silverado 1500 / GMC 1500 Above the Rear Taillight Mounting Bracket, Pair (Consider Using LIN3™ Mounting Flange when used with LINZ6™, Purchased Separately)	64.00
††	RBKT16	Optional Trunk Mount Bracket for 2013-2019 Ford Police Interceptor Sedan, Pair	33.00
	RBKT17	Optional 2014-2018 Ram and Ram 1500 Classic, 2019, Above the Rear Taillight Mounting Bracket, Pair (Consider LIN3™ Mounting Flange, Purchased Separately)	64.00
	RBKT18	Optional 2015-2019 Ford F-150 Above the Rear Taillight Mounting Bracket, Pair	64.00
	RBKT19	Optional 2015-2019 Ford F-150 Below the Rear Taillight Mounting Bracket, Pair	64.00
	RBKTHD1	Harley-Davidson®, 2008-2019 Road King® Side Cowl Mounting Kit, for use with 1 Lighthead, Stainless Steel, Includes RFLANGEC, Each	21.00
	RBKTHD2	Harley-Davidson®, 2008-2019 Road King® Side (Saddle Bag) Crash Bar Mounting Kit, for use with 2 Lightheads, Stainless Steel, Includes RFLANG2C, Each	35.00
††	RBKTHD4L	Harley-Davidson®, 2008-2019 Road King®, Under Radio Box Mounting Kit, for use with 1 Lighthead, Stainless Steel, Includes RFLANGEC, Road Side, Each	21.00
††	RBKTHD4R	Harley-Davidson®, 2008-2019 Road King®, Under Radio Box Mounting Kit, for use with 1 Lighthead, Stainless Steel, Includes RFLANGEC, Curb Side, Each	21.00
††	RBKTHD5	Harley-Davidson®, 2008-2019 Road King®, Under Headlight Mounting Kit, for use with 1 Lighthead, Stainless Steel, Includes RFLANGEC, Each	29.00
††	RBKTHD6	Harley-Davidson®, 2008-2019 Road King®, Passing/Fog Light Mounting Kit, for use with 1 LINZ6™, LINV2™, TIR3™ or LIN3™ Lighthead, Stainless Steel, Each	25.00
	RBKTHD7	2014-2019 Harley-Davidson® Electra Glide® Passing/Fog 90° Mount Kit for use with 1 LINZ6™, LINV2™, TIR3™ or LIN3™ Lightheads, Stainless Steel, Each	29.00
	RBKTHD8	2014-2019 Harley-Davidson® Electra Glide® Passing/Fog 90° and 45° Mount Kit for use with 2 LINZ6™, LINV2™, TIR3™ or LIN3™ Lightheads, Stainless Steel, Each	46.00

**V23™ Series Super-LED® Surface Mount Lighthead**, Clear Outer Lens, 4-1/4" Long x 2-11/16" High x 1-1/2" Protrusion, with Flange.

	V23*TPB	Combination 180° Warning, Take-Down and Puddle Light Combination, Red, Blue, Amber or White Warning, Black Flange	282.00
	V23*TPC	Combination 180° Warning, Take-Down and Puddle Light Combination, Red, Blue, Amber or White Warning, Chrome Flange	287.00
	V23*TPBX	Combination 180° Warning, Take-Down and Puddle Light Combination, Red, Blue, Amber or White Warning with Smoked Lens, Black Flange	292.00
	V23*TPCX	Combination 180° Warning, Take-Down and Puddle Light Combination, Red, Blue, Amber or White Warning with Smoked Lens, Chrome Flange	297.00
	V23P20B	20° Angled Surface Mount Housing, Black	21.00
	V23P20C	20° Angled Surface Mount Housing, Chrome	28.00
	V23PEDB	Pedestal Mount Kit, Black	70.00
	V23PEDC	Pedestal Mount Kit, Chrome	76.00



**Vertex™ Super-LED® Light**, Single Self-Contained Lighthead with 25 Scan-Lock™ Flash Patterns, Including Steady-Burn.

	VTX609*	\$ Omni Directional Lighthead, Red, Blue, Amber or White, 9' Cable	113.00
	VTX609#	\$ Omni Directional Lighthead, Split Color, Red, Blue, Amber and/or White, 9' Cable	118.00
	VTXD609*	\$ Directional Lighthead, Includes Side Emitting Shield, Red, Blue, Amber or White, 9' Cable	113.00
	VTXD609#	\$ Directional Lighthead, Includes Side Emitting Shield, Split Color, Red, Blue, Amber and/or White, 9' Cable	118.00
	VTX3609*	\$ 360° Side Emitter Lighthead, Red, Blue, Amber or White, 9' Cable	113.00
	VTX3609#	\$ 360° Side Emitter Lighthead, Split Color, Red, Blue, Amber and/or White, 9' Cable	118.00
	VTXFB	Flange Kit, Surface Mount, Black	9.00
	VTXFC	Flange Kit, Surface Mount, Chrome	18.00
	XTX609#	\$ Omni Directional Lighthead, Split Color, Red, Blue, Amber and/or White, 9' Cable with Smoked Lens	128.00
	XTX609*	\$ Omni Directional Lighthead, Red, Blue, Amber or White, 9' Cable with Smoked Lens	123.00
	XTXD609*	\$ Directional Lighthead, Includes Side Emitting Shield, Red, Blue, Amber or White, 9' Cable with Smoked Lens	123.00
	XTXD609#	\$ Directional Lighthead, Includes Side Emitting Shield, Split Color, Red, Blue, Amber and/or White, 9' Cable with Smoked Lens	128.00

**Vertex™ VHB Series**, For Factory Prepped Ford Interceptor Sedans and SUVs with 1" Hole in Headlight and Taillight Assemblies.

	VHB609*	Red, Blue, Amber or White, 9' Cable and VHB Tape	119.00
	VHB609#	Split Color, Red, Blue, Amber and/or White, 9' Cable and VHB Tape	124.00

**DOT Wing Plow Super-LED® Lightheads**

**Wing Plow Super-LED® Lightheads**, Includes TIR3™ Super-LED® Encapsulated in a Cast Housing and 20' Cable.

	WPLOW1A	Amber, for use when Wing Plow is in Use	218.00
	WPLOW2A	Amber, for use when Wing Plow is Stowed	218.00
	WPLOW3AA	Includes 1-WPLOW1A and 1-WPLOW2A	402.00
	<b>Wing Plow LINZ6 Super-LED® Lighthead</b> , Encapsulated in a Cast Housing with 20' Cable		
	WPLOWZ1A	Amber, for use when Wing Plow is in Use	285.00



All models are 12 Volt D.C. only unless otherwise noted above. For other voltages contact factory.

\* Replace symbol in model number with letter indicating lens color or LED color desired: A = Amber; B = Blue; C = Clear/White; R = Red; G = Green

# Replace symbol in model number with letter indicating SPLIT lens or LED color desired: D = Red/Clear or White; E = Blue/Clear or White; F = Amber/Clear or White; H = Green/Clear or White, J = Red/Blue; K = Red/Amber; L = Red/Green; M = Blue/Amber † (to be discontinued, check availability) †† NCNR (special order, check availability, non-cancelable, non-returnable) †! Indicate length desired: 5 foot, 6 foot, 7 foot or 8 foot \$ Indicates Lower Price

↓ †† - NCNR (special order, non-cancelable, non-returnable, check availability). See "Made-To-Order" Statement on Table of Contents Page of this Price List.

MODEL	DESCRIPTION	LIST
WLOWZ2A	Amber, for use when Wing Plow is Stowed	285.00
WLOWZ3A	Includes WLOWZ1A and WLOWZ2A	540.00

## DOT3® Super-LED®

For DOT3® Super-LED® Systems, See Separate DOT3® Price List

For DOT3® Super-LED® Systems, See Separate DOT3® Price List

0	For DOT3® Super-LED® Systems, See Separate DOT3® Price List	
---	---	--

## Motorcycle Warning Products

"Only the items listed in the Motorcycle Warning sections are recommended for motorcycle use". The use of any other Whelen Equipment is at the sole discretion and risk of the user.

### Motorcycle Warning Products

	UFM8	Eight Outlet Halogen/LED Flasher, 60 Watts per outlet, 2x2x2 Switching, 17 Selectable Flash Patterns	212.00
	RS*03ZCR	TIR3™ Super-LED® with 25 Scan-Lock™ Flash Patterns and Synchronize Feature, For Horizontal Mounting, Red, Blue, Amber or White	92.00
	RV*03ZCR	TIR3™ Super-LED® with 25 Scan-Lock™ Flash Patterns and Synchronize Feature, For Vertical Mounting, Red, Blue, Amber or White	92.00
	RS*02ZCR	LIN3™ with 25 Scan-Lock™ Flash Patterns and Synchronize Feature, For Horizontal Mounting, Red, Blue, Amber or White	92.00
	RFLANGCD	Deep, Chrome-Plated Mounting Flange for TIR3™ and/or LIN3™ Lightheads	18.00
	RFLANG2B	Black, Dual Surface Mount Flange Kit for Two TIR3™ and/or LIN3™ Lightheads	16.00
	RFLANG2C	Chrome-Plated, Dual Surface Mount Flange Kit for Two TIR3™ and/or LIN3™ Lightheads	21.00
	RBKTHD1	Harley-Davidson®, 2008-2019 Road King®, Side Cowl Mounting Kit, for use with 1 Lighthead, Stainless Steel, Includes RFLANG2C, Each	21.00
	RBKTHD2	Harley-Davidson®, 2008-2019 Road King®, Side (Saddle Bag) Crash Bar Mounting Kit, for use with Two LINZ6™, RS TIR3™s and/or LIN3™s, Stainless Steel, Includes RFLANG2C, Each	35.00
††	RBKTHD4L	Harley-Davidson®, 2008-2019 Road King®, Under Radio Box Mounting Kit (When Used with Whelen® Boxes Only), for use with One LINZ6™, RS TIR3™ or LIN3™, Stainless Steel, Includes RFLANG2C, Road Side, Each	21.00
††	RBKTHD4R	Harley-Davidson®, 2008-2019 Road King®, Under Radio Box Mounting Kit (When Used with Whelen® Boxes Only), for use with One LINZ6™, RS TIR3™ or LIN3™, Stainless Steel, Includes RFLANG2C, Curb Side, Each	21.00
††	RBKTHD5	Harley-Davidson®, 2008-2019, (FLHP Road King® Only) Under Headlight Mounting Kit, for use with One LINZ6™, RS TIR3™ or LIN3™, Stainless Steel, Includes RFLANG2C, Each	29.00
††	RBKTHD6	Harley-Davidson®, Road King® 2008-2019, Passing/Fog Light Mounting Kit, for use with One LINZ6™, RS TIR3™ or LIN3™, Stainless Steel, Each	25.00
	RBKTHD7	2014-2019 Harley-Davidson® Electra-Glide® Passing/Fog 90° Mount Kit for use with 1 LINZ6™, LINZV™, TIR3™ or LIN3™ Lightheads, Stainless Steel, Each	29.00
	RBKTHD8	2014-2019 Harley-Davidson® Electra-Glide® Passing/Fog 90° and 45° Mount Kit for use with 2 LINZ6™, LINZV™, TIR3™ or LIN3™ Lightheads, Stainless Steel, Each	46.00
	RBKTHD9	2014-2019 Harley-Davidson® Rear (Saddle Bag) Crash Bar Mounting Kit, for use with 2 Lightheads, Stainless Steel, Includes RFLANG2C, Each	40.00
	IONHD1R	2014-2019 Harley Davidson® Road King® and Electra-Glide® Surface Mount ION™ Under Radio Box Mount Kit, Black, Curb Side, for use with 1 ION™ or IONV™ Lighthead	24.00
	IONHD1L	2014-2019 Harley-Davidson® Electra-Glide® and Road King® Surface Mount ION™ Under Radio Box Mount Kit, Black, Street Side, for use with 1 ION™ or IONV™ Lighthead	24.00
	IONHDSS	2014-2019 Harley-Davidson® Road King® and Electra-Glide® Side Saddle Bag Mounting Kit for use with 3 Surface Mount ION™ Lightheads, Purchased Separately	35.00
	TIONHDS	2014-2019 Harley-Davidson® Road King® and Electra-Glide® Rear Saddle Bag Mounting Kit for use with 1 ION™ T-Series™ Lighthead, Purchased Separately	35.00
	IONHD2FM	2009-2019 Harley-Davidson® Road King® Fork Mounting Kit for use with 1 Surface Mount ION™ Lighthead, Purchased Separately	24.00
	IONHD3FM	2014-2019 Harley-Davidson® Electra-Glide® Fork Mounting Kit for use with 1 Surface Mount ION™ Lighthead, Purchased Separately	24.00
	TIONHDSS	2014-2019 Harley-Davidson® Road King® and Electra-Glide® Side Saddle Bag Mounting Kit for use with 3 ION™ T-Series™ Lightheads, Purchased Separately	53.00
	IONHDS	2014-2019 Harley-Davidson® Road King® and Electra-Glide® Rear Saddle Bag Mounting Kit for use with 1 ION™ Lighthead, Purchased Separately	25.00
	TIONHDH	2009-2019 Harley-Davidson® Road King® Under the Headlight Mounting Kit for use with 1 ION™ T-Series™ Lighthead, Purchased Separately	31.00
	IONVHDH	2009-2019 Harley-Davidson® Road King® Under the Headlight Mounting Kit for use with 1 Surface Mount ION™ "V" Series Lighthead, Purchased Separately	22.00
	TCRBHD1	2014-2019 Harley Davidson® Road King® and Electra-Glide® Under the Saddle Bag Mounting Kit, for a 1 Lamp Tracer™, Purchased Separately	20.00
	M2KTHD1	2014-2019 Harley-Davidson® Electra-Glide® and Road King® M2 Series License Plate Bracket, Black, for use with 2 M2 Lightheads	36.00
	2F*00Z*R	Flat Lens, Super-LED®, Synchronizable, Red, Blue, Amber or White	190.00





P32HD1	Harley Davidson® Road King® and Electra Glide® Anti-Rotation Ring Kit, Converts PAR32 to PAR36 for H-D Pursuit Lamp Housing, Lighthead Purchased Separately	4.00
WPA112	Waterproof 100 Watt Siren Amplifier	457.00
WPA1	Full Function Control Head Only, Weather Resistant for WPA Amp, Includes a 7-1/2' Cable, for Handlebar and Surface Mounting (Motorcycle)	455.00
ALPHASL	Remote Siren, for use with Remote Switches (Purchased Separately), Selectable Four Tone Hands-Free Siren, For One or Two 100 Watt Speakers	253.00
BETA112R	Full Function Remote Siren, for use with Remote Switches (Purchased Separately), For a One or Two 100 Watt Speakers	255.00
BETA2	Full Function Control Head Only, Weather Resistant, 20 Ft. Cable, Surface Mount	465.00
WSSMSW3	Motorcycle Switch, 3-Functions for Siren, Air Horn and Lighting (5 amp Max)	93.00
SA350M	Motorcycle Siren Speaker, 100 Watts (Due to surcharges from our supplier on the rare earth materials used in the neodymium magnets found in speaker drivers, we reserve the right to adjust the pricing and/or add surcharges on all models that utilize this rare material, without notice.)	612.00
MPL10R	Pole Mounted L10 Series Super-LED® Beacon for Motorcycle Applications, Single Color, Red Low Dome, Scan-Lock™ Flash Patterns, 12 VDC	539.00
MPL10B	Pole Mounted L10 Series Super-LED® Beacon for Motorcycle Applications, Single Color, Blue Low Dome, Scan-Lock™ Flash Patterns, 12 VDC	539.00
MPL10J	Pole Mounted L10 Series Super-LED® Beacon for Motorcycle Applications, Red/Blue DUO™ Color with Individual Control, Clear Low Dome, Scan-Lock™ Flash Patterns, 12 VDC	604.00
MPL32R	<b>NEW</b> Pole Mounted L32 Series Super-LED® Beacon for Motorcycle Applications, Single Color, Red Low Dome, Scan-Lock™ Flash Patterns, 12 VDC	773.00
MPL32B	<b>NEW</b> Pole Mounted L32 Series Super-LED® Beacon for Motorcycle Applications, Single Color, Blue Low Dome, Scan-Lock™ Flash Patterns, 12 VDC	773.00

### Motorcycle Systems

Choose the Motorcycle Box Opening Preference, Lighting Package and Options.

**Motorcycle System**, Includes Black Box, 2014-2019 Harley Police Package, Separation Plate, Strip-Lite™ LED Brake/Tail/Turn, Flasher, Terminal Block with Fuses and 12 VDC Receptacle.

†† M4B6R	Motorcycle Box Configured with Six M4 Series, Right-Hand (Curb Side) Opening	3482.00
†† M4B6L	Motorcycle Box Configured with Six M4 Series, Left-Hand (Road Side) Opening	3517.00
†† M4B6B	Motorcycle Box Configured with Six M4 Series, Rear Opening	3517.00
MBADPT14	Adapter Plate for the Rear Box, 2014-2019 Road King® or Electra Glide®	111.00

**Motorcycle System Box Lighting Package Options for Above**, No Charge when Purchased with M4B6 Motorcycle System. For White Super-LED® Lighthead, Contact Factory for Pricing and Availability.

†† M4*****	Six M4 Series Over/Under Single Color Super-LED® Modules, Red, Blue and/or Amber, for M4B6 System Only	
†† M4#####	Six M4 Series Over/Under Dual Color Super-LED® Modules, Red, Blue and/or Amber, for M4B6 System Only	

### Options for Motorcycle Systems

†† 2E*00Z*R	Extended Lens, Super-LED® Fairing Light, Red, Blue or Amber, Each	190.00
†† 2EJ00ZCR	Extended Lens, Synchronizable, Split Red/Blue	200.00
P32F2BB	PAR32 Fairing Lights, Combination Interleaved White Super-LED® Driving Light with Blue Warning Lights (Pair), Clear Outer Lens, Includes Light Control Module and Anti-Rotation Ring Kit	599.00
P32F2RR	PAR32 Fairing Lights, Combination Interleaved White Super-LED® Driving Light with Red Warning Lights (Pair), Clear Outer Lens, Includes Light Control Module and Anti-Rotation Ring Kit	599.00
P32F2RB	PAR32 Fairing Lights, Combination Interleaved White Super-LED® Driving Light with 1 Red and 1 Blue Warning Light, Clear Outer Lens, Includes Light Control Module and Anti-Rotation Ring Kit	599.00
†† M4BSEP	Substitute Separation Plate with Battery Hole for Standard Solid Plate, Includes Battery Hold Downs, for M4B6 Series	145.00
†† M1BATT	Motorcycle Battery, Requires Appropriate Separation Plate, Purchased Separately	368.00
†† M4B6CHRG	Battery Charger Includes 115 VAC Receptacle, for M4B6R System Only, Factory Installed ONLY	399.00
†† M1GROUND	Ground Plane	16.50
†† SA350MH	100 Watt Siren Speaker for Harley-Davidson® Wiring Harness (Due to surcharges from our supplier on the rare earth materials used in the neodymium magnets found in speaker drivers, we reserve the right to adjust the pricing and/or add surcharges on all models that utilize this rare material, without notice.)	695.00
SA350MB1	Speaker Bracket for the SA350MH, 2009-2019 Road King® and Electra-Glide®	99.00
M07T	Windshield Light Array for 2009-2019 Harley-Davidson® Road King®. Requires Four SOLO™ MTLI* Lighthead (Replaces M05Z Series)	649.00
M08T	Windshield Light Array for 2014-2019 Harley-Davidson® Electra-Glide®. Requires Five SOLO™ MTLI* Lighthead (Replaces M06M Series)	767.00
MTLI*	One ION™ T-Series™ SOLO™ Lighthead for Harley-Davidson® Electra-Glide® or Road King® Windshield Array, Red, Blue, Amber or White, No Charge when Ordered with Windshield Array	

### Switches And Control Boxes

#### Power Control Centers and Switches

WCC9	WeCan® Controller, Control lights and Traffic Advisor™ functions from a Single Keypad. 3 Position Slide Switch and 6 Pre-programmed Push-Buttons, for Justice® and Freedom® IV WeCan® Lightbars Only (Not for use with Legacy® DUO™ or TRIO™ lightbars).	298.00
------	--	--------

All models are 12 Volt D.C. only unless otherwise noted above. For other voltages contact factory.

\* Replace symbol in model number with letter indicating lens color or LED color desired: A = Amber; B = Blue; C = Clear/White; R = Red; G = Green

# Replace symbol in model number with letter indicating SPLIT lens or LED color desired: D = Red/Clear or White; E = Blue/Clear or White; F = Amber/Clear or White, J = Red/Blue; K = Red/Amber; L = Red/Green; M = Blue/Amber † (to be discontinued, check availability) †† NCNR (special order, check availability, non-returnable) †! Indicate length desired: 5 foot, 6 foot, 7 foot or 8 foot \$ Indicates Lower Price



↓ †† - NCNR (special order, non-cancelable, non-returnable, check availability). See "Made-To-Order" Statement on Table of Contents Page of this Price List.

MODEL	DESCRIPTION	LIST
WCC92	WeCan® Controller, Control lights and Traffic Advisor™ functions from a Single Keypad. 3 Position Slide Switch and 6 Pre-programmed Push-buttons, for Cenator™ SOLO™ and DUO™, Liberty™ II SOLO™ and DUO™, Legacy® SOLO™ and DUO™, and Freedom® IV WeCan Lightbars Only (not for use with Cenator™, Liberty™ II or Legacy® TRIO Lightbars).	298.00
WCC9SM	Optional Pedestal/Swivel Mount for WCC9 or WCC92 Control Head	41.00
PCC8R	8 Position Key Pad with Remote Relay Module, Three 20 Amp and Five 10 Amp Relays	337.00
PCCS9RW	Switch Control for Standard Switching	271.00
PCCS9LW	Programmable Switch Control for Liberty™ II & Freedom® IV Lightbars (Low Current Switching)	266.00
PCC4W	Switch Box with Four 25 AMP SPST Switches, Lighted	135.00
PCC6W	Switch Box with Six 25 AMP SPST Switches, Lighted	174.00
PCC6W1	Similar to PCC6W, Except Last On/Off Switch is Replaced with a Momentary Switch	164.00
PCC10W	Switch Box with Ten 25 AMP SPST Switches, Lighted	204.00
PCC10W1	Similar to PCC10W, Except Last On/Off Switch is Replaced with a Momentary Switch	204.00
1SWITCH	1 Switch Bracket Only, Switch Purchased Separately	39.00
2SWITCH	2 Switch Bracket Only, Switches Purchased Separately	69.00
3SWITCH	3 Switch Bracket Only, Switches Purchased Separately	97.00
4SWITCH	4 Switch Bracket Only, Switches Purchased Separately	132.00
PC1	PC-1 Switch, Lighted SPST, 15 AMP Contacts	24.50
PC2	PC-2 Switch, Momentary SPST, 15 AMP Contacts	24.50
PC3	PC-3 Switch, Lighted SPDT, 15 AMP Contacts	43.00

## Siren Amplifiers, Amplifiers & Airhorns

**Howler™ Low Frequency Tone Siren**, Includes Siren Amplifier and Speaker(s), Works in Conjunction with Existing Siren Systems Purchased Separately.

	HWLUNI	Siren Amplifier with One Speaker, Includes Universal Mounting Bracket	604.00
	HWLDC15	Siren Amplifier with One Speaker, Includes Mounting Bracket for 2015-2019 Dodge Charger	604.00
††	HWLFT11	Siren Amplifier with One Speaker, Includes Mounting Bracket for 2013-2019 Ford Police Interceptor Sedan (Not for Use with Factory Skid Plate Option)	604.00
	HWLFE13	Siren Amplifier with One Speaker, Includes Mounting Bracket for 2013-2019 Ford Police Interceptor Utility with Fog Lights (Not for Use with Factory Skid Plate Option)	604.00
	HOWLER	Siren Amplifier with Two Speakers, Optional Vehicle Specific Mounting Brackets, No Charge When Purchased with Howler System	755.00
††	HWLRB2	† Howler Mounting Bracket for 2008-2017 Ford Expedition	
	HWLRB4	Howler Mounting Bracket for 2008-2019 Ford E-Series	
††	HWLRB11	Howler Mounting Bracket for 2011-2018 Chevy Express G-Series	
	HWLRB13	Howler Mounting Bracket for 2013-2015 Ford Police Interceptor Utility, Driver Side Bracket Includes Built-in Mounting for a SA315P Speaker, 2016-2019 Ford Police Interceptor Utility without Fog Lights. If Vehicle has Fog Lights, Use HWLFE13 (Not for Use with Factory Skid Plate Option)	
	HWLRB14	<b>NEW</b> Howler Mounting Bracket for 2011-2018 Dodge 4500/5500	
	HWLRB28	Howler Mounting Bracket for 2019 Chevy Silverado 1500	
††	HWLRB18	† Howler Mounting Bracket for 2012-2016 Chevy 2500/3500 Silverado and Suburban	
††	HWLRB19	Howler Mounting Bracket for 2014-2015 Chevy Silverado 1500	
††	HWLRB20	Howler Mounting Bracket for 2015-2016 Chevy Tahoe	
††	HWLRB21	Howler Mounting Bracket for 2013-2019 Ford Police Interceptor Sedan	
	HWLRB22	<b>NEW</b> Howler Mounting Bracket for 2011-2019 Ford F-250/F-350 (NOTE: Very Low Ground Clearance on 2WD Models)	
	HWLRB23	Howler Mounting Bracket, Universal Mounting Brackets (Pair)	
	HWLRB24	Howler Mounting Bracket for 2017-2018 Chevy Silverado 1500	
	HWLRB25	Howler Mounting Bracket for 2017-2019 Chevy Tahoe, Front and Rear Two Speaker System. Must be Used with Both SAK63D and SAK63P Speaker Brackets, Purchased Separately.	
	HWLRB26	† Howler Mounting Bracket for 2017-2018 Chevy 2500/3500 Silverado	
	HWLRB27	Howler Mounting Bracket for 2018-2019 Ford Expedition SSV, Includes Built-In Mounting for SA315P Speaker, Purchase of SAK64D or SAK64P Not Required	

**CenCom Carbide™**, Remote Siren & Control Center and Options. Control Head and CANport™ Installation Kit Ordered Separately, 5 Year Warranty on Amplifier.

	CCSRN4	Amplifier Control Module	1506.00
	CCSRN4A	Same as CCSRN4, Except with 8 (Positive or Negative) Input Expansion Module (will not override any pre-existing control head features), 12 Total Inputs	1610.00
	CCSRNT4	Same as CCSRN4, Except with Traffic Advisor™ Module	1745.00
	CCSRNT4A	Same as CCSRN4A, Except with Traffic Advisor™ Module	1849.00
	CCSRN5	Amplifier Control Module with CANport™ OBDII Interface Module	1706.00
	CCSRNT5	Same as CCSRN5, Except with Traffic Advisor™ Module	1945.00
	CC5K1	Installation Kit for CCSRN5 Series for 2016-2019 Ford Interceptor Utility, Interceptor Sedan and F-150, 2018-2019 Ford F-250/F-350/F-450/F-550, Expedition and Transit, 2017-2019 Ford Fusion and 2016-2019 Dodge Charger, No Charge when Purchased with Amplifier Control Module	



CC5K2	Installation Kit For CCSRN5 Series for 2017-2019 Chevy Tahoe and Silverado 1500, No Charge when Purchased with Amplifier Control Module	
CC5K3	Installation Kit for CCSRN5 Series for 2018-2019 Dodge Charger, Durango and Ram 1500, No Charge when Purchased with Amplifier Control Module	
CCSRN4DA	WeCan® External Amplifier, for use with CenCom Carbide™, for Dual Amplifier Applications	299.00
CANEM16	16 Output Expansion Module	232.00
LCPHOTO	Logic Level Photocell for use with SLFLASH, CenCom Sapphire™, CenCom Carbide™ and CanTrol®	101.00

**Optional Control Heads for CenCom Carbide™, No Charge when Purchased with Amplifier Control Module**

CANCTL5	Includes a Hand Held Combination Microphone and Controller, 5-Position Progressive Light/Siren Control, Nine Push-Buttons and Microphone Extension Cable	
CANCTL6	Includes 3 Section Control Head and 8 Push-Buttons, 4-Position Slide Switch with a 7-Position Rotary Knob. Manual, Airhorn Plus 3 Traffic Advisor™ Switches and Microphone with Extension Cable	
CANCTL7	Includes 3 Section Control Head and 21 Push-Buttons, 4-Position Slide Switch, Microphone with Extension Cable	

**CenCom Sapphire™, Remote Siren & Control Center and Options, 5 Year Warranty on Amplifier.**

CCSRN3	3-Position Slide Switch and 18 Push Button Control Head with Amplifier Control Module with pigtails, Microphone with CCMICX20 Included	1396.00
CCSRN35	3-Position Progressive Push Button Switches and 9 Push Button Hand Held Control Head with Amplifier Module with Pigtails, and CCMICX20 Included	1396.00
CCSRN36	3 Section Control Head and 8-Push Buttons, 4-Position Slide Switch with a 7-Position Rotary Knob. Manual, Airhorn Plus 3 Traffic Advisor™ Switches	1396.00
CCSRN3A	Same as CCSRN3, Except with 8 (Positive or Negative) Input Expansion Module (will not override any pre-existing control head features), 12 Total Inputs	1500.00
CCSRN3F	Same as CCSRN36, Except with 8 (Positive or Negative) Input Expansion Module (will not override any pre-existing control head features), 12 Total Inputs	1500.00
CCSRNTA3	Same as CCSRN3, with Traffic Advisor™ Module	1635.00
CCSRNT35	Same as CCSRN35, with Traffic Advisor™ Module	1635.00
CCSRNT36	Same as CCSRN36, With Traffic Advisor™ Module	1635.00
CCSRNT3A	Same as CCSRNTA3, Except with 8 (Positive or Negative) Input Expansion Module (will not override any pre-existing control head features), 12 Total Inputs	1739.00
CCSRNT3F	Same as CCSRNT36, Except with 8 (Positive or Negative) Input Expansion Module (will not override any pre-existing control head features), 12 Total Inputs	1739.00
CCTRIM	Trim Ring Option, for Semi-Flush Mounting of Control Head	57.00
LCPHOTO	Logic Level Photocell for use with SLFLASH, CenCom Sapphire™, CenCom Carbide™ and CanTrol®	101.00

**295SSA & 295SDA Series, Remote Amplifier Sirens with Scan-Lock™ Siren Tones.**

295SSA1	Single Tone Siren with Full Function Control Head	866.00
295SSA2	Single Tone Siren with Hand-Held Control Head	866.00
295SDA1	Dual Tone Siren, For Two 100 Watt Speakers, with Full Function Control Head	926.00
295SDA2	Dual Tone Siren, For Two 100 Watt Speakers, with Hand-Held Control Head	926.00

**295SLS and 295HFS Hands-Free Sirens, with Diagnostix™ & SI TEST® (Except 295HFSA7). All 295HFS Models Have a 5 Year Warranty, Standard. For Removable Microphones, Hi/Low Tones and/or 24 Volts DC, Contact Factory for Exact Model Numbers, Price and Availability.**

295SLSA1	Siren Amplifier with 17 Scan-Lock™ Siren Tones	453.00
295HFS2	Remote Siren Amplifier (Flush Mount Head)	641.00
295HFS2X	295HFS2 with Dual Amplifiers, Meets California Title 13 Requirements	1172.00
295SLSA6	Single Unit Siren with 9-Switch Light Control and Standard Switching, with Park Kill & Timed Out Relay with 17 Scan-Lock™ Siren Tones	672.00
295HFSA7	Remote Dual Siren Amplifier, with Flush Mount Control Head, Meets CA Title 13	912.00
295HFSC9	Self-Contained 200 Watt Dual Full Function Siren, with Removable Microphone	728.00
295HFSDA	Second Amplifier (Kit) for Dual Siren Amplifier Use (295HFS2 Only)	400.00

**295SL Series Sirens, Full Function Hands-Free Siren, with Scan-Lock™ Siren Tones.**

295SL100	Full Function Siren (Up to Two 100 Watt Speakers) and Heavy-Duty Microphone, 12 VDC	392.00
295SL101	Full Function (Up to Two 100 Watt Speakers) and Heavy-Duty Plug-in Microphone with Volume Control Knob, 12 VDC	451.00
WPKM1	Park Kill Connection Modules, 30 Amp	64.00

**Alpha™ Siren Series**

ALPHA12S	Self-Contained Siren, with Faceplate Switches, Selectable Four Tone Hands-Free Siren, For Single 100 Watt Speaker	304.00
ALPHASL	Remote Siren, for use with Remote Switches (Purchased Separately), Selectable Four Tone Hands-Free Siren, For One or Two 100 Watt Speakers	253.00

**Optional Remote Switches for Alpha™ Siren Series, For ALPHASL Only.**

ALPHA1	Single On/Off Switch for use with Hands-Free Operation	46.00
ALPHA2	Single On/Off Hands-Free Activation Plus Momentary Switch for Air Horn	35.00
ALPHA3	TONE 1/Off/TONE 2 Switch Operation Plus Momentary Switch for Air Horn	36.00
ALPHA4	Three Switch Operation, One On/Off, One TONE 1/Hands-Free/TONE 2, One Momentary Switch for Airhorn	61.00
ALPHA5	3 Position Toggle Switch, Controls 3 Siren Tones and other Warning Lights or Device Functions. Contacts Rated at 30 Amps	109.00

All models are 12 Volt D.C. only unless otherwise noted above. For other voltages contact factory.

\* Replace symbol in model number with letter indicating lens color or LED color desired: A = Amber; B = Blue; C = Clear/White; R = Red; G = Green

# Replace symbol in model number with letter indicating SPLIT lens or LED color desired: D = Red/Clear or White; E = Blue/Clear or White; F = Amber/Clear or White; H = Green/Clear or White; J = Red/Blue; K = Red/Amber; L = Red/Green; M = Blue/Amber † (to be discontinued, check availability) ‡ NCNR (special order, check availability, non-cancelable, non-returnable) ! Indicate length desired: 5 foot, 6 foot, 7 foot or 8 foot \$ Indicates Lower Price



Sirens, Switches & Speakers



↓ †† - NCNR (special order, non-cancelable, non-returnable, check availability). See "Made-To-Order" Statement on Table of Contents Page of this Price List.

## MODEL DESCRIPTION LIST

**Beta™ Siren Series**, Selectable Siren Tone, Radio Repeat, Public Address and Options.

BETA112R	Full Function Remote Siren, for use with Remote Switches (Purchased Separately), For a One or Two 100 Watt Speakers	255.00
BETA1	Full Function Control Head Only, with 15' Interconnect Harness	202.00
BETA2	Full Function Control Head Only, Weather Resistant, with 20' Cable, Surface Mount	465.00
†† BETA2BKT	Mounting Bracket for BETA2 Only, Flange Mount	38.50
BETAMIC	Remote Mic for use with BETA112R (for use with Customer-Supplied Switches)	152.00

**Epsilon™ Series Siren**, Full Function Hands-Free with Diagnostix™ and 9 Scan-Lock™ Siren Tones.

EPSL1	Full Function 100 Watt with Microphone and Volume Control Knob, Includes CA Title 13 Compliant Tones	305.00
EPSL2S6	Full Function (Up to Two 100 Watt Speakers). Microphone with Volume Control Knob, Includes CA Title 13 Compliant Tones and 6 Switches	442.00
EPSL2S9	Full Function (Up to Two 100 Watt Speakers). Microphone with Volume Control Knob, Includes CA Title 13 Compliant Tones, 4 Position Slide Switch and 9 Switches	551.00

**HHS Series Sirens**, Will Operate up to Two 100 Watt Speakers.

HHS3200	Siren Amplifier with Hand-Held Controller (CANCTL5)	599.00
HHS3206	Siren Amplifier with Slide Switch and Rotary Knob Controller (CANCTL6)	749.00
HHS3207	Siren Amplifier with 21 Push-Buttons and Slide Switch Controller (CANCTL7)	749.00
HHS4200	Same as HHS3200, Except with WeCan® Port that Supports the Inner Edge® FST™, XLP and RST™ Series, WeCan® Lightbars, and a WeCan® External Amplifier (Not for Use with the CANEM16 Expansion Module)	699.00
HHS4206	Same as HHS3206, Except with WeCan® Port that Supports the Inner Edge® FST™, XLP and RST™ Series, WeCan® Lightbars, and a WeCan® External Amplifier (Not for Use with the CANEM16 Expansion Module)	849.00
HHS4207	Same as HHS3207, Except with WeCan® Port that Supports the Inner Edge® FST™, XLP and RST™ Series, WeCan® Lightbars, and a WeCan® External Amplifier (Not for Use with the CANEM16 Expansion Module)	849.00

**Gamma™ Siren Series**, 100 Watt, 23 Scan-Lock™ Siren Tones

GAMMA2	Hands-Free Siren with Two Auxiliary Switches	236.00
--------	--	--------

**Sirens, Waterproof & Options**, (For Marine & Motorcycle Use).

WPA112	Waterproof Siren Amplifier, For a Single 100 Watt Speaker	457.00
WPA1	Full Function Control Head Only, Weather Resistant, with a 7-1/2' Cable, for Handlebar and Surface Mounting (Motorcycle)	455.00
BETA2BKT	Mounting Bracket for BETA2, WPA1 and WPA2 Only, Flange Mount	38.50
WPA2	Full Function Control Head Only, Weather Resistant, 20' Cable, Surface Mount (Marine)	477.00
WPA3BM	Full Function Control Head with Waterproof Switches and Microphone Jack, 20' Cable, Bail Mount (Marine)	545.00

**Power Air Horn Series**

PAH112	Air Horn Tone Only Siren, For a Single 100 Watt Speaker	216.00
PAP112	Air Horn Tone Plus Public Address Siren, Includes Microphone, For a Single 100 Watt Speaker	271.00
PAPEXT15	15' Microphone Extension Cable for PAP112 Only	30.00

### Siren Amplifier & Speaker Combination

**WSSC Series Siren, Combination Siren/Speaker**, One Piece.

WSSC30	30 Watt Siren and Speaker Combination	223.00
WSSPA30	Same as WSSC30, Includes Public Address	332.00
WSSC30HK	Harness Kit for Synchronization of two WSSC30s	41.00
WSSMSW3	Motorcycle Switch, 3-Functions for Siren, Air Horn and Lighting (5 amp Max)	93.00

**Siren Speakers, SA315 & SA314 Projector™ Series**

100 Watt Bumper/Concealed/Flange Mounted Speakers. Due to surcharges from our supplier on the rare earth materials used in the neodymium magnets found in speaker drivers, we reserve the right to adjust the pricing and/or add surcharges on all models that utilize this rare material, without notice.

**SP123BM Series**, Bumper Mount Speaker

SP123BMC	Bumper Mount, Chrome	397.00
----------	----------------------	--------

**SA314 Series**, Small Profile, Cast Aluminum Speaker, 6.4" H x 6.17" W x 3.14" D.

†† SA314A	Speaker, Natural Aluminum Finish	403.00
†† SA314B	Speaker, Aluminum with Black Epoxy-Coated Finish	489.00

**Optional Mounting Brackets for SA314 Series**

†† SABKT1	Universal Mount Bracket	41.00
†† SABKT9	Universal/Swivel Bail Type Mount Bracket	41.00

**SA315 Series**, Small Round Profile, Composite Speaker, 6.5" H x 6.5" W x 2.9" D.

SA315P	Speaker, Nylon Composite	328.00
--------	--------------------------	--------

**Optional Mounting Brackets for SA315 Series**

SAK1	Heavy-Duty Universal "L" Mounting Bracket	41.00
SAK9	Heavy-Duty Universal/Swivel Bail Type Mounting Bracket	41.00
SAK25	Chevy Express Van, 2006-2019	41.00





	SAK65	NEW Chevy Silverado 1500, 2019, Driver or Passenger Side	41.00
	SAK62D	Chevy Silverado 1500, 2017-2018, Driver Side	41.00
	SAK62P	Chevy Silverado 1500, 2017-2018, Passenger Side	41.00
	SAK50	Chevy Silverado 1500 / GMC 1500, 2014-2016, Chevy Silverado 2500/3500HD, 2017-2019, Driver Side	41.00
	SAK49	Chevy Silverado 1500 / GMC 1500, 2014-2016, Chevy Silverado 2500/3500HD, 2017-2019, Passenger Side	41.00
	SAK63D	Chevy Tahoe, 2017-2019, Driver Side	41.00
	SAK63P	Chevy Tahoe, 2017-2019, Passenger Side	41.00
	SAK42	NEW Dodge 4500/5500, 2011-2018, Passenger Side	41.00
	SAK43	NEW Dodge 4500/5500, 2011-2018, Driver Side	41.00
	SAK37	Dodge Charger, 2011-2019	41.00
	SAK54	Dodge Durango, 2013-2019	41.00
	SAK48	Ram 1500, 2012-2018 and Ram 1500 Classic, 2019, Driver Side	41.00
	SAK47	Ram 1500, 2012-2018 and Ram 1500 Classic, 2019, Passenger Side	41.00
	SAK32	Ford E350/E450, 2008-2018, Driver or Passenger Side	41.00
††	SAK23	† Ford Expedition, 2007-2017	41.00
	SAK44	Ford Police Interceptor Utility, 2013-2019	41.00
	SAK52	Ford Police Interceptor Utility, 2013-2019, Driver Side Lower Grille (Will not Work with Factory Option 52B, Enhanced PTU Cooler)	41.00
	SAK51	Ford Police Interceptor Utility, 2013-2019, Passenger Side Lower Grille (Will not Work with Factory Option 52B, Enhanced PTU Cooler)	41.00
††	SAK57	Ford F-150, 2015-2017	41.00
	SAK61D	NEW Ford F-250/F-350/F-450/F-550, 2017-2019, Driver Side, Not for Use with Factory Fog Lights	41.00
	SAK61P	NEW Ford F-250/F-350/F-450/F-550, 2017-2019, Passenger Side, Not for Use with Factory Fog Lights	41.00
	SAK59	NEW Ford Fusion, 2017-2018 and Ford Police Responder Hybrid, 2019	41.00
††	SAK58	Ford Police Interceptor Sedan, 2013-2019	41.00
	SAK60	Toyota Tacoma, 2016-2017	41.00
	SAK64D	Ford Expedition SSV, 2018-2019, Driver Side, (Not Required if Purchasing HWLRB27)	41.00
	SAK64P	Ford Expedition SSV, 2018-2019, Passenger Side, (Not Required if Purchasing HWLRB27)	41.00

#### Siren Speakers, Other

100 Watt and Accessories, Due to surcharges from our supplier on the rare earth materials used in the neodymium magnets found in speaker drivers, we reserve the right to adjust the pricing and/or add surcharges on all models that utilize this rare material, without notice.

Single and Dual Speaker, for Ambulances, 100 Watt or 200 Watt.

††	SA31101P	UnderPro™ Single Speaker for International 4300/4400 Series, 2001-2017, Passenger Side	479.00
††	SA31101D	UnderPro™ Single Speaker for International 4300/4400 Series, 2001-2017, Driver Side	479.00
	SPT5D	Bumper Mount Speaker for 2015-2019 Ford Transit, Driver Side	407.00
	SPT5P	Bumper Mount Speaker for 2015-2019 Ford Transit, Passenger Side	407.00
	SPT5TEMP	Speaker Templates, Reusable, for 2015-2019 Ford Transit, Includes Driver Side and Passenger Side	49.00
	SPTWI*	Wide Angle ION™ with mounting bracket for SPT5D or SPT5P, Red, Blue or Amber, Each	193.00

#### Speakers, Siren

	SA340TS	SA-340TS Speaker	367.00
	SA340STS	SA-340STS Speaker	384.00
	SA350M	Motorcycle Siren Speaker, 100 Watt	612.00
	SA350MB1	Speaker Bracket for the SA350MH, 2009-2019 Road King® and Electra Glide®	99.00

#### Replacement Speaker Drivers

††	SD210RX	Replacement 100 Watt Speaker Driver for SA314 Series	296.00
††	SD370	Replacement 100 Watt Speaker Driver with Adapter	296.00
††	SD210R	Replacement 100 Watt Speaker Driver for SA370, SA1412 & SA1515	296.00

#### Safety Site™

Safety Site™, Super-LED® Traffic Control Light.

	W20SSRK	5 Red Module Kit, Includes Carrying Bag	587.00
	W20SS	Red Module, Each	111.00

#### Back-Up Alarms, Electronic

##### Back-Up Alarms

	WBUA107	Back-Up Alarm, 107dB, 12-24 VDC	58.00
	WBUA97	Back-Up Alarm, 97dB, 12-24 VDC	48.00
	WBUA112	Back-Up Alarm, 87-112dB, 12-24 VDC, Self-Adjusting	120.00
	WBUA112C	Back-Up Alarm, 112 dB, 12-24 VDC	80.00

All models are 12 Volt D.C. only unless otherwise noted above. For other voltages contact factory.

\* Replace symbol in model number with letter indicating lens color or LED color desired: A = Amber; B = Blue; C = Clear/White; R = Red; G = Green

# Replace symbol in model number with letter indicating SPLIT lens or LED color desired: D = Red/Clear or White; E = Blue/Clear or White; F = Amber/Clear or White; H = Green/Clear or White, J = Red/Blue; K = Red/Amber; L = Red/Green; M = Blue/Amber † (to be discontinued, check availability) †† NCNR (special order, check availability, non-cancelable, non-returnable) †! Indicate length desired: 5 foot, 6 foot, 7 foot or 8 foot \$ Indicates Lower Price

Safety Site™ &  
Back-Up Alarms



↓ †† - NCNR (special order, non-cancelable, non-returnable, check availability). See "Made-To-Order" Statement on Table of Contents Page of this Price List.

## MODEL DESCRIPTION LIST

### Traffic Advisor™ Series & Accessories

All Models include Control Head for Light Array (Unless Specified), Programmable Flash Patterns Standard on TACTL5, allows for Remote Activation of the "Flash Pattern" and End Lamp Enable/Disable Feature.

**Dominator™ Traffic Advisor™, TIR3™ Super-LED® Low Profile**, Control Head Optional, 1.74" High x 2.17" Deep Housing, Three Super-LED®s Per Panel.

DTA6A	NEW Amber, 6 Lamp TIR3™ Super-LED® Traffic Advisor™, 23.26" Long, Less Control Head	558.00
DTA6	NEW 6 Lamp TIR3™ Super-LED® Traffic Advisor™, 23.26" Long, Less Control Head, Requires Six D*, No Charge When Ordered with DTA6	558.00
DTA8A	NEW Amber, 8 Lamp TIR3™ Super-LED® Traffic Advisor™, 30.36" Long, Less Control Head	697.00
DTA8	NEW 8 Lamp TIR3™ Super-LED® Traffic Advisor™, 30.36" Long, Less Control Head, Requires Eight D*, No Charge When Ordered with DTA8	697.00
DTAW8	NEW 8 Lamp TIR3™, 6 Light Traffic Advisor™ with 2 End Warning Lights, 30.36" Long, Less Control Head, Requires Eight D*, No Charge When Ordered with DTAW8	708.00
D*	NEW TIR3™ Super-LED® Lighthouse, Amber, Blue, Red or White	

**Dominator™ Plus Traffic Advisor™, LINZ6™ Super-LED® Low Profile**, Control Head Optional, 1.74" High x 2.17" Deep Housing, Six Super-LED®s Per Lamp.

DPTA6A	NEW Amber, 6 Lamp LINZ6™ Super-LED® Traffic Advisor™, 23.26" Long, Less Control Head	958.00
DPTA6	NEW 6 Lamp LINZ6™ Super-LED® Traffic Advisor™, 23.26" Long, Less Control Head, Requires Six DP*, No Charge When Ordered with DPTA6	958.00
DPTA8A	NEW Amber, 8 Lamp LINZ6™ Super-LED® Traffic Advisor™, 30.36" Long, Less Control Head	1249.00
DPTA8	NEW 8 Lamp LINZ6™ Super-LED® Traffic Advisor™, 30.36" Long, Less Control Head, Requires Eight DP*, No Charge When Ordered with DPTA8	1249.00
DPTAW8	NEW 8 Lamp LINZ6™, 6 Light Traffic Advisor™ with 2 End Warning Lights, 30.36" Long, Less Control Head, Requires Eight DP*, No Charge When Ordered with DPTAW8	1265.00
DP*	NEW LINZ6™ Super-LED® Lighthouse, Amber, Blue, Red or White	

**Traffic Advisor™, TIR3™, Super-LED®, 1.74" High x 2.17" Deep Housing, Three Super-LED®s Per Panel.**

TAM63	Six Lamp TIR3™ Super-LED® Traffic Advisor™, 23.26" Long	734.00
TAM83	Eight Lamp TIR3™ Super-LED® Traffic Advisor™, 30.36" Long	896.00
†† TAM83**	Eight Lamp TIR3™ Super-LED® Traffic Advisor™, 30.36" Long, with Two End Flashing LEDs, Red, Blue and/or Amber	906.00

**Traffic Advisor™, LINZ6™, Super-LED®, 1.74" High x 2.17" Deep Housing, Six LED's Per Panel.**

TAZ66	Six Lamp LINZ6™ Super-LED® Traffic Advisor™, 23.26" Long	1101.00
TAZ86	Eight Lamp LINZ6™ Super-LED® Traffic Advisor™, 30.36" Long	1404.00
†† TAZ86**	Eight Lamp, Six Lamp LINZ6™ Super-LED® Traffic Advisor™ with Two End Flashing Super-LED®s, Red, Blue and/or Amber, 30.36" Long	1419.00

**Traffic Advisor™, 5mm LED Low Profile, 2.84" High x 2.25" Deep "C" Style Housing. Now with Waterproof Connecters Standard.**

TAL65	Six Lamp LED Traffic Advisor™, 36" Long	899.00
TAL85	Eight Lamp LED Traffic Advisor™, 46.82" Long	1074.00

**Traffic Advisor™, Front Load, Super-LED®, 2.35" High x 2.38" Deep Housing.**

TANF65	Six Lamp Linear-LED® Traffic Advisor™, 34" Long	1024.00
TANF85	Eight Lamp Linear-LED® Traffic Advisor™, 45.12" Long	1197.00
†† TANF85**	Six Lamp Linear-LED® Traffic Advisor™ with Two End Flashing Super-LED®s, Blue, Red and/or Amber, 45.12" Long	1210.00
TACF85	Eight Lamp CON3™ Super-LED® Traffic Advisor™, 45.12" Long	971.00
†† TACF85**	Eight Lamp CON3™ Super-LED® Traffic Advisor™ with 2 End Flashers, Red, Blue and/or Amber, 45.12" Long	982.00
TANBKT1	Mounting Bracket, for top of Vehicle (Horizontal) Mounting	23.50

**Traffic Advisor™, Front Load, DUO™ Super-LED®, 2.35" High x 2.38" Deep Housing, No Control Head Required.**

TADF6	Six DUO™ Color Linear Super-LED® Traffic Advisor™, Requires No Special Control Head, 37" Long	1671.00
TADF8	Eight DUO™ Color Linear Super-LED® Traffic Advisor™, Requires No Special Control Head, 45.12" Long	1791.00
TDP\$S\$00	Six or Eight DUO™ Super-LED® Modules, No Charge when Ordered with DUO™ Traffic Advisor™, Replace Symbol \$\$\$ with Number of Warning LED Colors, Order Red/Blue/Amber.	

**Traffic Advisor™, TIR6™ Super-LED® Low Profile, 2.84" High x 2.25" Deep Housing, Six Super-LED®s Per Panel. Now with Waterproof Connecters Standard.**

TAM65	Six Lamp Super-LED® Traffic Advisor™, 36" Long	1210.00
TAM85	Eight Lamp Super-LED® Traffic Advisor™, 46.82" Long	1498.00
†† TAM85**	Six Lamp Super-LED® Traffic Advisor™ with Two End Flashing Super-LED®s, Red, Blue and/or Amber, 46.82" Long	1508.00

**Traffic Advisor™, TAC8 Super-LED®, 2" High x 2.64" Deep "C" Style Housing x 47.75" Length, Control Head Included**

TAC815	Eight Lamp Super-LED® Traffic Advisor™, with 15' Cable	825.00
TAC830	Eight Lamp Super-LED® Traffic Advisor™, with 30' Cable	909.00
TAC850	Eight Lamp Super-LED® Traffic Advisor™, with 50' Cable	1015.00

**Traffic Advisor™, Straight or Split Style Super-LED®**

TA45B72	700 Series, Eight Lamp, Includes TACTL5, 72"	1999.00
TA4437M	500 Series, Eight Lamp Traffic Advisor™, TIR6™ Super-LED®s, Rectangular Aluminum Housing, Two Piece, 21 7/8", with 15' Cable	1379.00

	TA4437M1	500 Series, Eight Lamp Traffic Advisor™, TIR6™ Super-LED®s, Rectangular Aluminum Housing, Two Piece, 21 7/8" Long, with 30' Cable	1490.00
	TA4437M2	500 Series, Eight Lamp Traffic Advisor™, TIR6™ Super-LED®s, Rectangular Aluminum Housing, Two Piece, 21 7/8" Long, with 50' Cable	1640.00
<b>Traffic Advisor™, Arrow Head Style</b> , Includes TACTL6 Control Head Unless Noted.			
††	TA166AL5	600 Series, 16 LED Lamps, One Piece	4515.00
<b>Traffic Advisor™, Front Load, Arrow Head Style, Linear™ Super-LED®</b> , 3.5" Deep x 46" Long, Includes TACTL6			
††	TA165NF1	Sixteen Lamp, 23" High with 25' Cable	2279.00
††	TA165NF2	Sixteen Lamp 23" High with 50' Cable	2525.00
††	TA125NF1	Twelve Lamp 15" High with 25' Cable	2177.00
††	TA125NF2	Twelve Lamp 15" High with 50' Cable	2400.00
<b>Traffic Advisor™ Accessories</b>			
	TACTL5	Control Head Only, Programmable for 6 or 8 Lamp Halogen or LED Traffic Advisor™. Includes Auxiliary On/Off Switch	420.00
	TACTL6	Control Head Only, Programmable for 16 Lamp Halogen or LED Traffic Advisor™. Includes Auxiliary On/Off Switch. Meets Federal Standards	420.00
	TADCTL1	NEW DTAD/PTA Series Control Head Only	136.00
	TADSW1	On/Off Non-Lighted, SPDT 20 Amp Switch, for TADCTL1	16.50
	TADSW2	On/Off/On Non-Lighted, SPDT 20 Amp Switch for TADCTL1	16.50
	DELTAC5	Delete TACTL5 from 6 to 8 Light LED or Halogen Traffic Advisor™ - DEDUCT	100.00
	DELTAC6	Delete TACTL6 from 16 Lamp LED or Halogen Traffic Advisor™ - DEDUCT	100.00
<b>Traffic Advisor™ Substitute Cables</b> , Replaces Standard Length Cables, Not for use in Sequence to Solid or Sequence On/Off Flash Patterns			
	STA155	TA166AL5 - Substitute 55' Cable for Standard 51' Cable - ADD	85.00
	STA235	TAL65/TAM65 - Substitute 35' Cable for Standard 15' Cable - ADD	109.00
	STA245	TAL65/TAM65 - Substitute 45' Cable for Standard 15' Cable - ADD	159.00
	STA255	TAL65/TAM65 - Substitute 55' Cable for Standard 15' Cable - ADD	209.00
	STA335	TAL85/TAM85 - Substitute 35' Cable for Standard 15' Cable - ADD	109.00
	STA345	TAL85/TAM85 - Substitute 45' Cable for Standard 15' Cable - ADD	159.00
	STA355	TAL85/TAM85 - Substitute 55' Cable for Standard 15' Cable - ADD	209.00
	STA445	TA45B72 - Substitute 45' Cable for Standard 35' Cable - ADD	59.00
	STA455	TA45B72 - Substitute 55' Cable for Standard 35' Cable - ADD	109.00
	STA535	TAM63/TAM83/TAZ66/TAZ86 - Substitute 35' Cable for Standard 15' Cable - ADD	119.00
	STA545	TAM63/TAM83/TAZ66/TAZ86 - Substitute 45' Cable for Standard 15' Cable - ADD	179.00
	STA555	TAM63/TAM83/TAZ66/TAZ86 - Substitute 55' Cable for Standard 15' Cable - ADD	239.00
	STA635	TAD6/TAD8/TADP6/TADP8 - Substitute 35' Cable for Standard 15' Cable - ADD	69.00
	STA735	TADF6/TADF8 - Substitute 35' Cable for Standard 15' Cable - ADD	129.00
	STA745	TADF6/TADF8 - Substitute 45' Cable for Standard 15' Cable - ADD	189.00
	STA755	TADF6/TADF8 - Substitute 55' Cable for Standard 15' Cable - ADD	259.00
	STA835	TACF85/TANF65/TANF85 - Substitute 35' Cable for Standard 15' Cable - ADD	109.00
	STA845	TACF85/TANF65/TANF85 - Substitute 45' Cable for Standard 15' Cable - ADD	159.00
	STA855	TACF85/TANF65/TANF85 - Substitute 55' Cable for Standard 15' Cable - ADD	209.00
	STA935	TACF85**/TANF85** - Substitute 35' Cable for Standard 15' Cable - ADD	109.00
	STA945	TACF85**/TANF85** - Substitute 45' Cable for Standard 15' Cable - ADD	159.00
	STA955	TACF85**/TANF85** - Substitute 55' Cable for Standard 15' Cable - ADD	209.00
<b>Tracer™ Series</b>			
<b>Tracer™ Series, Super-LED® Light Array</b> , SOLO™, DUO™ or TRIO™ Versions Available in a 1 to 6 Lamp Unit. Lighthead and mounting ordered as Separate Line items.			
	TCRHS1	1 Lamp Housing and TCRL* SOLO™ Lighthead. "L" Bracket Mounting (2 Required) Purchased Separately	321.00
	TCRHS2	2 Lamp Housing and TCRL* SOLO™ Lighthead. "L" Bracket Mounting (3 Required) Purchased Separately	478.00
	TCRHS3	3 Lamp Housing and TCRL* SOLO™ Lighthead. "L" Bracket Mounting (4 Required) Purchased Separately	631.00
	TCRHS4	4 Lamp Housing and TCRL* SOLO™ Lighthead. "L" Bracket Mounting (5 Required) Purchased Separately	776.00
	TCRHS5	5 Lamp Housing and TCRL* SOLO™ Lighthead. "L" Bracket Mounting (6 Required) or Vehicle Specific Mounting Purchased Separately	938.00
	TCRHS6	6 Lamp Housing and TCRL* SOLO™ Lighthead. "L" Bracket Mounting (7 Required) or Vehicle Specific Mounting Purchased Separately	1091.00
	TCRL*	SOLO™ Lighthead, Red, Blue, Amber, or White. No Charge When Ordered with the Appropriate Housing	
	TCRHD1	1 Lamp Housing and TCRL** DUO™ Lighthead. "L" Bracket Mounting (2 Required) Purchased Separately	367.00
	TCRHD2	2 Lamp Housing and TCRL** DUO™ Lighthead. "L" Bracket Mounting (3 Required) Purchased Separately	570.00
	TCRHD3	3 Lamp Housing and TCRL** DUO™ Lighthead. "L" Bracket Mounting (4 Required) Purchased Separately	767.00


All models are 12 Volt D.C. only unless otherwise noted above. For other voltages contact factory.

\* Replace symbol in model number with letter indicating lens color or LED color desired: A = Amber; B = Blue; C = Clear/White; R = Red; G = Green

# Replace symbol in model number with letter indicating SPLIT lens or LED color desired: D = Red/Clear or White; E = Blue/Clear or White; F = Amber/Clear or White; H = Green/Clear or White, J = Red/Blue; K = Red/Amber; L = Red/Green; M = Blue/Amber † (to be discontinued, check availability) †† NCNR (special order, check availability, non-cancelable, non-returnable) ‡ Indicate length desired: 5 foot, 6 foot, 7 foot or 8 foot \$ Indicates Lower Price

Tracer™



↓  - NCNR (special order, non-cancelable, non-returnable, check availability). See "Made-To-Order" Statement on Table of Contents Page of this Price List.

MODEL	DESCRIPTION	LIST
TCRHD4	4 Lamp Housing and TCRL** DUO™ Lighthead. "L" Bracket Mounting (5 Required) Purchased Separately	958.00
TCRHD5	5 Lamp Housing and TCRL** DUO™ Lighthead. "L" Bracket Mounting (6 Required) or Vehicle Specific Mounting Purchased Separately	1163.00
TCRHD6	6 Lamp Housing and TCRL** DUO™ Lighthead. "L" Bracket Mounting (7 Required) or Vehicle Specific Mounting Purchased Separately	1359.00
TCRL**	DUO™ Lighthead, Red, Blue, Amber and/or White. No Charge When Ordered with the Appropriate Housing	
TCRHT1	1 Lamp Housing and TCRL*** TRIO™ Lighthead. "L" Bracket Mounting (2 Required) Purchased Separately	414.00
TCRHT2	2 Lamp Housing and TCRL*** TRIO™ Lighthead. "L" Bracket Mounting (3 Required) Purchased Separately	661.00
TCRHT3	3 Lamp Housing and TCRL*** TRIO™ Lighthead. "L" Bracket Mounting (4 Required) Purchased Separately	902.00
TCRHT4	4 Lamp Housing and TCRL*** TRIO™ Lighthead. "L" Bracket Mounting (5 Required) Purchased Separately	1137.00
TCRHT5	5 Lamp Housing and TCRL*** TRIO™ Lighthead. "L" Bracket Mounting (6 Required) or Vehicle Specific Mounting Purchased Separately	1387.00
TCRHT6	6 Lamp Housing and TCRL*** TRIO™ Lighthead. "L" Bracket Mounting (7 Required) or Vehicle Specific Mounting Purchased Separately	1627.00
TCRLRBC	TRIO™ Lighthead, Red/Blue/White. No Charge When Ordered with the Appropriate Housing	
TCRLRBA	TRIO™ Lighthead, Red/Blue/Amber. No Charge When Ordered with the Appropriate Housing	

**Options for Tracer™ Series, All SUVs and Pick Up Trucks must have Factory Running Boards.**

TCRB35	2015-2019 Dodge Charger Mounting Kit, for 5 Lamp Tracer™, Each	39.00
TCRB44	<b>NEW</b> 2015-2018 Dodge Durango, Running Board Mounting Kit, for 5 Lamp Tracer™, Each	40.00
TCRB42	2015-2018 Ram 1500 Crew Cab and Ram 1500 Classic Crew Cab, 2019, Running Board Mounting Kit, for 6 Lamp Tracer™, Each	48.00
TCRB45A	<b>NEW</b> 2015-2018 Chevy Silverado 1500 Crew Cab, Running Board Mounting Kit, for 6 Lamp Tracer™, Each	75.00
TCRB45	2009-2019 Chevy Tahoe Running Board Mounting Kit, for 5 Lamp Tracer™, Each	48.00
TCRB47	2015-2019 Ford F-150 SuperCrew, 2017-2019 Ford F-250/F-350 Crew Cab and 2018-2019 Ford Expedition SSV, Running Board Mounting Kit, for 6 Lamp Tracer™, Each	85.00
 TCRB39	† 2015-2016 Ford F-250/F-350 Crew Cab, Running Board Mounting Kit, for 6 Lamp Tracer™, Each	39.00
 TCRB38	2013-2019 Ford Police Interceptor Sedan Mounting Kit, for 5 Lamp Tracer™, Each	48.00
TCRB34	2013-2019 Ford Police Interceptor Utility Running Board Mounting Kit, for 5 Lamp Tracer™, Each	40.00
TCRLBKT	1 "L" Bracket and Hardware, See Tracer™ Description for Quantity Required	10.50
TCRLBKT1	1 Single Mounting Bracket and Hardware for Front or Rear Mounting of the Tracer™ Series Under a Lightbar. See Tracer Description for Quantity Required. NOTE: Tracer length will Depend on Lightbar Length and Placement of Mounting Feet. Not for Use with Low Profile Mounting Feet.	10.50
TCRLBKT2	1 Dual Mounting Bracket and Hardware for Front and Rear Mounting of the Tracer™ Series Under a Lightbar. See Tracer Description for Quantity Required. NOTE: Tracer Length will Depend on Lightbar Length and Placement of Mounting Feet. Not for Use with Low Profile Mounting Feet.	10.50



## Century™ Series Mini Lightbars

**Century™ Series LED Mini Lightbars with Aluminum Base with Color Outer Dome, Unless Specified**

MC11P*	11", Permanent Mount, Amber, Blue or Red	369.00
MC11M*	11", Magnetic Mount, Amber, Blue or Red	394.00
MC11S*	11", Stud Mount, Amber, Blue or Red	361.00
MC16P*	16", Permanent Mount, Amber, Blue or Red	403.00
MC16M*	16", Magnetic Mount, Amber, Blue or Red	455.00
MC16V*	16", Magnetic/Suction Mount, Amber, Blue or Red	450.00
MC16S*	16", Stud Mount, Amber, Blue or Red	412.00
MC16PJ	16", Permanent Mount, Driver Side Red, Passenger Side Blue with Clear Dome	403.00
MC16MJ	16", Magnetic Mount, Driver Side Red, Passenger Side Blue with Clear Dome	455.00
MC16VJ	16", Magnetic/Suction Mount, Driver Side Red, Passenger Side Blue with Clear Dome	450.00
MC16SJ	16", Stud Mount, Driver Side Red, Passenger Side Blue with Clear Dome	402.00
MC16PF	16", Permanent Mount, Driver Side Amber, Passenger Side White with Clear Dome	403.00
MC16MF	16", Magnetic Mount, Driver Side Amber, Passenger Side White with Clear Dome	441.00
MC16VF	16", Magnetic/Suction Mount, Driver Side Amber, Passenger Side White with Clear Dome	434.00
MC16SF	16", Stud Mount, Driver Side Amber, Passenger Side White with Clear Dome	402.00
MC23P*	23", Permanent Mount, Amber, Blue or Red	567.00
MC23M*	23", Magnetic Mount, Amber, Blue or Red	607.00
MC23V*	23", Magnetic/Suction Mount, Amber, Blue or Red	612.00
MC23S*	23", Stud Mount, Amber, Blue or Red	592.00





### Mini Legacy™, Super-LED® Series Lightbars

Mini Legacy™ GT9 Series Lightbars, 19.31" Long, Includes Four Linear Super-LED® Corner Modules

GT9****P	\$ Permanent Mount with 15' Cable, Amber, Blue, Red and/or White	1359.00
GT9****M	\$ Magnetic Mount with Cigar Cord, Amber, Blue, Red and/or White	1359.00
GT9****V	\$ Magnetic/Suction Mount with Cigar Cord, Amber, Blue, Red and/or White	1459.00
GSDS*	\$ One Short Super-LED® Single Color Amber, Blue, Red or White	79.00
GTTS	Two Short Super-LED® Take-Down Lights, For Permanent Mount Only	148.00
GTA	Two Super-LED® Alley Lights, For Permanent Mount Only	148.00
GTTSA	Two Short Super-LED® Take-Down and Alley Lights, For Permanent Mount Only	285.00



### Mini Liberty™ II SOLO™, Super-LED® Series Lightbars

Mini Liberty™ II IT9 Series Lightbars, 19.31" Long, Includes Four Linear Super-LED® Corner Modules

IT9****P	\$ Permanent Mount with 15' Cable, Amber, Blue, Red and/or White	1195.00
IT9****M	\$ Magnetic Mount with Cigar Cord, Amber, Blue, Red or White	1195.00
IT9****V	\$ Magnetic/Suction Mount with Cigar Cord, Amber, Blue, Red or White	1295.00
IWDS*	\$ One Single Color Short 3 Super-LED® Lighthouse, Amber, Blue, Red or White	113.00
ITTS	Two Short Super-LED® Take-Down Lights, For Permanent Mount Only	148.00
ITA	Two Super-LED® Alley Lights, For Permanent Mount Only	148.00
ITTSA	Two Short Super-LED® Take-Down and Alley Lights, For Permanent Mount Only	285.00



### Mini Cenator™ Super-LED® Series Lightbars

Mini Cenator™ SOLO™ CV Standard Current Series, 24" Long, Includes Four Linear Super-LED® LIN6™ Corner Modules, Clear Dome.

CVM****P	NEW Permanent Mount with 20' Cable, Red, Blue, Amber and/or White	799.00
CVM****M	NEW Magnetic Mount with Cigar Cord, Red, Blue, Amber and/or White	735.00
CVM****V	NEW Magnetic/Suction Mount with Cigar Cord, Red, Blue, Amber and/or White	780.00
CVA	NEW Two Super-LED® Alley Lights, For Permanent Mount Only	139.00
CVTS	NEW Two Super-LED® Take-Down Lights, For Permanent Mount Only	139.00
CVTSA	NEW Two Super-LED® Take-Down and Two Alley Lights, For Permanent Mount Only	249.00
CDL*	NEW One LIN6™ Module, Red, Blue, Amber or White	129.00
CDC*	NEW One CON3™ Module, Red, Blue, Amber or White	99.00



### Responder® LP Series Mini Lightbars

Low Profile, Super-LED®. For Multiple Color Lightbars with Clear Outer Dome, Replace " " with an "S" and use Lighting Package R1\$\$\$00 for R1 Models and R2\$\$\$00 for R2 Models. Replace Symbol "\$" with the Number of Color LED Lighthouses Required (Maximum of Six). Order of Color is Red, Blue and Amber.

Responder® LP Series Lightbars, Polycarbonate Base, with Color Outer Dome Standard on Single Color Models.

R1LPP*	Six CON3™ Super-LED® Modules, Permanent Mount, Amber, Blue or Red	491.00
R1LPPF	Six CON3™ Super-LED® Modules, Permanent Mount, Driver Side Amber & Passenger Side White with Clear Dome	491.00
R1LPM*	Six CON3™ Super-LED® Modules, Magnetic Mount, Amber, Blue or Red	516.00
R1LPMF	Six CON3™ Super-LED® Modules, Magnetic Mount, Driver Side Amber & Passenger Side White with Clear Dome	516.00
R1LPV*	Six CON3™ Super-LED® Modules, Magnetic/Suction Mount, Amber, Blue or Red	539.00
R1LPVF	Six CON3™ Super-LED® Modules, Magnetic/Suction Mount, Driver Side Amber & Passenger Side White with Clear Dome	539.00
R2LPP*	Six LIN6™ Super-LED® Modules, Permanent Mount, Amber, Blue or Red	636.00
R2LPM*	Six LIN6™ Super-LED® Modules, Magnetic Mount, Amber, Blue or Red	659.00
R2LPV*	Six LIN6™ Super-LED® Modules, Magnetic/Suction Mount, Amber, Blue or Red	682.00

Responder® LP Series Lightbars, Aluminum Base, with Color Outer Dome Standard on Single Color Models.

R2LPH*	Six LIN6™ Super-LED® Modules, Permanent Mount, Amber, Blue or Red	710.00
R2LPHM*	Six LIN6™ Super-LED® Modules, Magnetic Mount, Amber, Blue or Red	734.00
R2LPHV*	Six LIN6™ Super-LED® Modules, Magnetic/Suction Mount, Amber, Blue or Red	755.00
†† R2LPMA4	Six LIN6™ Super-LED® Modules, Permanent Mount, Amber, 24 VDC	636.00
†† R2LPMA4	Six LIN6™ Super-LED® Modules, Magnetic Mount, Amber, 24 VDC	659.00

Responder® LP DUO™ Series Lightbars, Polycarbonate Base, with Clear Outer Dome.

†† RDLPPAB	Six DUO™ Amber/Blue Super-LED® Modules, Permanent Mount	1132.00
------------	---	---------

Options for Multi-Color Responder® LP Series, Replace \$ with Number of Color LEDs Required (Maximum Six Modules). Order of colors is Red, Blue, Amber, For White Contact Factory For Pricing.

R1\$\$\$00	Six CON3™ Super-LED® Modules, Insert Color, No Charge When Ordered with R1 Split Color Models	
R2\$\$\$00	Six LIN6™ Super-LED® Modules, Insert Color, No Charge When Ordered with R2 Split Color Models	



Lightbars, Mini

All models are 12 Volt D.C. only unless otherwise noted above. For other voltages contact factory.

\* Replace symbol in model number with letter indicating lens color or LED color desired: A = Amber; B = Blue; C = Clear/White; R = Red; G = Green

# Replace symbol in model number with letter indicating SPLIT lens or LED color desired: D = Red/Clear or White; E = Blue/Clear or White; F = Amber/Clear or White; H = Green/Clear or White, J = Red/Blue; K = Red/Amber; L = Red/Green; M = Blue/Amber † (to be discontinued, check availability) †† NCNR (special order, check availability, non-cancelable, non-returnable) †! Indicate length desired: 5 foot, 6 foot, 7 foot or 8 foot \$ Indicates Lower Price

↓ †† - NCNR (special order, non-cancelable, non-returnable, check availability). See "Made-To-Order" Statement on Table of Contents Page of this Price List.

## MODEL DESCRIPTION LIST

### Responder® HD Series Mini Lightbars Heavy-Duty Rotating and Super-LED®.

#### Responder® HD Series Lightbars

R10HDP*	Six Super-LED® Modules, Amber, Blue or Red, Permanent Mount	1281.00
R10HDM*	Six Super-LED® Modules, Amber, Blue or Red, Magnetic Mount	1306.00
R10HDV*	Six Super-LED® Modules, Amber, Blue or Red, Magnetic/Suction Cup Mount	1329.00
RDXMM90	90 lb. Pull Magnetic Mount Kit with Cord & Plug	51.00
INSTLRDX	Installation of RDXMM90 on Permanent Mount RHD Series	14.00



#### Mini Edge® Freedom® IV DYAD™ Series Lightbars

Mini Edge® Freedom® IV Super-LED® Series Lightbars, 21.5" Long (Unless Specified), Includes Four Corner Linear-LED® Modules. First and Second "" for Driver Side Front and Passenger Side Rear and Third and Fourth "" for Driver Side Rear and Passenger Side Front. Clear Outer Domes with Clear Dividers. Multiple Flash Patterns with Passenger Side Cable Exit, Specify LED Color Placement at Time of Order.

F4M****P	Permanent Mount, Amber, Blue, Red and/or White	1485.00
F4M****M	Magnetic Mount, Amber, Blue, Red and/or White	1485.00
F4B****P	23.29" Long, with Center Section, Permanent Mount, Amber, Blue, Red and/or White	1689.00
F4M*0*0F	Two Front Corner Facing Linear-LED®s, Permanent Mount, Amber, Blue, Red and/or White	1012.00
F4G*0*0F	23.29" Long, Two Front Corner Facing Linear-LED®s, Pre-wired for GTT Center Mounted Emitter, Purchased Separately, Permanent Mount, Red or White	1216.00



Options for Mini Edge® Freedom® IV Super-LED® Series Lightbars, Up to Two Front and Two Rear Inboard Modules. Take Down and Alleys for Permanent Mount Only

F4DL*	One Single Color Long 12 Super-LED® Lighthouse, Amber, Blue, Red or White	237.00
F4MA3	Two 3-LED Super-LED® Alley Lights, Includes Harnesses	169.00
F4MA6	Two 6-LED Super-LED® Alley Lights, Includes Harnesses	223.00
F4MTL6	Two 6-LED Super-LED® Long Take Down Lights, Includes Harnesses	223.00
F4MTATL3	Two 3-LED Super-LED® Alley Lights and Two 6-LED Super-LED® Long Take Down Lights, Includes Harnesses	323.00
F4MTATL6	Two 6-LED Super-LED® Alley Lights and Two 6-LED Super-LED® Long Take Down Lights, Includes Harnesses	375.00
†† 795H	GTT Self-Contained Opticom™ IR LED Emitter, Factory Installed Only	2022.00
F4795H	Installation (Pre-wired) of 795H in a Mini Freedom® IV Lightbar, No Charge when Purchased with a 795H Emitter, Center Mount Option Only	
F4795HN	NEW Installation (Pre-wired) of 795H in a Mini Freedom® IV Lightbar, Center Mount Option Only. For Customer Supplied Emitter.	85.00
F4MEND*	Color End Dome, For 21.5" Lightbar, When Purchased with a Lightbar, Add Each	29.00
F4MEND#	Color End Dome, For 21.5" Lightbar, with Clear Alley Window, When Purchased with a Lightbar, Add Each	29.00
F4MENDX	Smoked Dome for Mini Freedom® IV, When Purchased with a Lightbar, Add Each	10.50
F4DIVIDX	Smoked Divider, Add Each	10.50

#### Mini Freedom® IV Rota-Beam™ Series Lightbars

Mini Freedom® IV Rota-Beam™ Super-LED® Series Lightbars, 23.29" Long, First and Second "" for Driver Side Front and Passenger Side Rear and Third and Forth "" for Driver Side Rear and Passenger Side Front. Clear Outer Domes with Clear Dividers. Multiple Flash Patterns with Passenger Side Cable Exit

R4B****P	Amber, Blue or Red	2965.00
R4B*0*0P	Front Facing, Amber, Blue or Red	2132.00

#### Mini Freedom® IV Rota-Beam™ Series Lightbars, Options

F4RB*	One Super-LED® Rota-Beam™ Module, Amber, Blue, Red or White, for Inboard Front or Rear	416.00
F4RDL*	One Single Color Long 12 Super-LED® DYAD™ Lighthouse, Amber, Blue, Red or White	237.00
R4BFLASH	Flasher for Front or Rear F4D's, Purchased Separately. Up to Two per Bar. Each Front or Rear Flasher Controls up to Two Lights, for a Total of Four	104.00
R4BA3	Two 3-LED Super-LED® Alley Lights, Includes Harnesses	169.00
R4BA6	Two 6-LED Super-LED® Alley Lights, Includes Harnesses	223.00
F4RWA*	One Single Color Short 6 Super-LED® DYAD™ Lighthouse, Warning for Alley Light Position, Amber, Blue, Red or White	167.00
R4BTL6	Two 6-LED Super-LED® Long Take Down Lights, Includes Harnesses	223.00
†† 795H	GTT Self-Contained Opticom™ IR LED Emitter, Factory Installed Only	2022.00
R4B795H	Installation (Pre-wired) of 795H in a Mini Freedom® IV Rota-Beam™ Lightbar, No Charge when Purchased with a 795H Emitter, Center Mount Option Only	
R4B795HN	NEW Installation (Pre-wired) of 795H in a Mini Freedom® IV Rota-Beam™ Lightbar, Center Mount Option Only. For Customer Supplied Emitter.	85.00
R4BEND*	Color End Dome for 23.29" Lightbar with Center Section Only, When Purchased with a Lightbar, Add Each	29.00
R4BEND#	Color End Dome with Clear Alley Window, for 23.29" Lightbar with Center Section Only, When Purchased with a Lightbar, Add Each	29.00



R4BENDX	Smoked Dome for 23.29" Lightbar with Center Section Only, When Purchased with Lightbar, Add Each	10.50
F4DIVIDX	Smoked Divider, Add Each	10.50

#### Mini Justice® Series

**Mini Justice® JY Series**, Includes Four Linear6™ Corner Modules. Permanent Mount Models with 15' Cable.

MJY****P	\$ Permanent Mount, Amber, Blue, Red and/or White	865.00
MJY****M	\$ Magnetic Mount, Amber, Blue, Red and/or White	740.00
MJY****V	\$ Magnetic/Suction Mount, Amber, Blue, Red and/or White	784.00

**Options for Mini Justice® Series**, Take-Down and Alley Lights for Permanent Mount Models Only.

JDC*	One CON3™, Amber, Blue, Red or White	104.00
JDH*	One LTR3™, Red, Blue and/or Amber. Only for use with Take-Down Lights	104.00
MJTDALL1	Four LR11 Super-LED®'s, Two Steady-Burn Take-Down and Two Steady-Burn Alley Lights with 15° Horizontal Adjustment. For Permanent Models Only	285.00



#### QuickFit, Bolt-On Mounting Platform Series

Black or White Powder Coated Steel or Aluminum Housing (For use with Whelen® Beacons, Responder® LP/HD's, Mini Century™, Mini Liberty™ II and Mini Legacy™, Mini Liberty™ II and Mini Legacy™ Requires MK9S Mounting.)

#### QuickFit, Bolt-On Mounting Platform Series

QFFORD1	<b>NEW</b> Ford F-150 2015-2019 and F-250/F-350 Super Duty, 2017-2019, Black Powder Coated Aluminum Housing (Not for Use with Magnetic Mount Lights)	370.00
QFFORD1W	<b>NEW</b> Ford F-150 2015-2019 and F-250/F-350 Super Duty, 2017-2019, White Powder Coated Aluminum Housing (Not for Use with Magnetic Mount Lights)	370.00
QFFORD1S	<b>NEW</b> Ford F-150 2015-2019 and F-250/F-350 Super Duty, 2017-2019, Black Powder Coated Steel Housing (Will work with Magnetic Mount Lights)	370.00
QFFRD1SW	<b>NEW</b> Ford F-150 2015-2019 and F-250/F-350 Super Duty, 2017-2019, White Powder Coated Steel Housing (Will work with Magnetic Mount Lights)	370.00
QFGM1	<b>NEW</b> Chevy Silverado 1500/2500/3500, 2016-2018, Black Powder Coated Aluminum Housing (Not for Use with Magnetic Mount Lights)	370.00
QFGM1W	<b>NEW</b> Chevy Silverado 1500/2500/3500, 2016-2018, White Powder Coated Aluminum Housing (Not for Use with Magnetic Mount Lights)	370.00
QFGM1S	<b>NEW</b> Chevy Silverado 1500/2500/3500, 2016-2018, Black Powder Coated Steel Housing (Will work with Magnetic Mount Lights)	370.00
QFGM1SW	<b>NEW</b> Chevy Silverado 1500/2500/3500, 2016-2018, White Powder Coated Steel Housing (Will work with Magnetic Mount Lights)	370.00
QFRAM1	<b>NEW</b> Ram 1500 2016-2018, Black Powder Coated Aluminum Housing (Not for Use with Magnetic Mount Lights)	370.00
QFRAM1W	<b>NEW</b> Ram 1500 2016-2018, White Powder Coated Aluminum Housing (Not for Use with Magnetic Mount Lights)	370.00
QFRAM1S	<b>NEW</b> Ram 1500 2016-2018, Black Powder Coated Steel Housing (Will work with Magnetic Mount Lights)	370.00
QFRAM1SW	<b>NEW</b> Ram 1500 2016-2018, White Powder Coated Steel Housing (Will work with Magnetic Mount Lights)	370.00



#### Inner Edge® FST™ Series

Extra Low Profile Interior Lightbars, Includes Proclera® Silicone Optic Technology and Mounting Hardware.

**Inner Edge® FST™ Low Current Switching SOLO™**, Low Profile Series Lightbars, Upper Front Series with Proclera® Silicone Optics, Low Power, Scan-Lock™ Flash Patterns and Mounting Kit.

ISFL495	<b>NEW</b> Chevy Silverado 1500, 2019, Five Lamps, Upper Front Passenger Side Unit Only, with One LED Flashing/Take-Down	599.00
ISFL496	<b>NEW</b> Chevy Silverado 1500, 2019, Six Lamps, Upper Front Passenger Side Unit Only (No Take-Down)	599.00
ISFL49Z	<b>NEW</b> Chevy Silverado 1500, 2019, Ten Lamps, Upper Front Two Piece Unit, Individual Driver and Passenger Side Units, with Two LED Flashing/Take-Downs	1036.00
ISFL49X	<b>NEW</b> Chevy Silverado 1500, 2019, Twelve Lamps, Upper Front Two Piece Unit, Individual Driver and Passenger Side Units (No Take-Downs)	1036.00
ISFL455	Chevy Tahoe/Suburban, 2017-2019, Chevy Silverado-1500/2500/3500, 2017-2018, Five Lamps, Upper Front Passenger Side Unit Only, with One LED Flashing/Take-Down	599.00
ISFL456	Chevy Tahoe/Suburban, 2017-2019, Chevy Silverado-1500/2500/3500, 2017-2018, Six Lamps, Upper Front Passenger Side Unit Only (No Take-Down)	599.00
ISFL45Z	Chevy Tahoe/Suburban, 2017-2019, Chevy Silverado-1500/2500/3500, 2017-2018, Ten Lamps, Upper Front Two Piece Unit, Individual Driver and Passenger Side Units, with Two LED Flashing/Take-Downs	1036.00
ISFL45X	Chevy Tahoe/Suburban, 2017-2019, Chevy Silverado-1500/2500/3500, 2017-2018, Twelve Lamps, Upper Front Two Piece Unit, Individual Driver and Passenger Side Units (No Take-Downs)	1036.00
ISFL354	<b>NEW</b> Dodge Charger, 2018-2019, Four Lamps, Upper Front Passenger Side Unit Only, with One LED Flashing/Take-Down	569.00
ISFL355A	<b>NEW</b> Dodge Charger, 2018-2019, Five Lamps, Upper Front Passenger Side Unit Only (No Take-Down)	569.00



Lightbars

All models are 12 Volt D.C. only unless otherwise noted above. For other voltages contact factory.


\* Replace symbol in model number with letter indicating lens color or LED color desired: **A** = Amber; **B** = Blue; **C** = Clear/White; **R** = Red; **G** = Green


# Replace symbol in model number with letter indicating SPLIT lens or LED color desired: **D** = Red/Clear or White; **E** = Blue/Clear or White; **F** = Amber/Clear or White; **H** = Green/Clear or White; **J** = Red/Blue; **K** = Red/Amber; **L** = Red/Green; **M** = Blue/Amber **†** (to be discontinued, check availability) **‡** NCNR (special order, check availability, non-cancelable, non-returnable) **!** Indicate length desired: 5 foot, 6 foot, 7 foot or 8 foot **\$** Indicates Lower Price

# AUTOMOTIVE LIST PRICE

No. PL19.1WL

EFFECTIVE: June 28, 2019 VOID: December 18, 2019

↓  - NCNR (special order, non-cancelable, non-returnable, check availability). See "Made-To-Order" Statement on Table of Contents Page of this Price List.

MODEL	DESCRIPTION	LIST
ISFL358	<b>NEW</b> Dodge Charger, 2018-2019, Eight Lamps, Upper Front Two Piece Unit, Individual Driver and Passenger Side Units, with Two LED Flashing/Take-Downs (Ten Lights Total)	976.00
ISFL35ZA	<b>NEW</b> Dodge Charger, 2018-2019, Ten Lamps, Upper Front Two Piece Unit, Individual Driver and Passenger Side Units (No Take-Downs) (Ten Lights Total)	976.00
ISFL444	Dodge Durango, 2018-2019, Four Lamps, Upper Front Passenger Side Unit Only, with One LED Flashing/Take-Down	569.00
ISFL445	Dodge Durango, 2018-2019, Five Lamps, Upper Front Passenger Side Unit Only (No Take-Down)	569.00
ISFL448	Dodge Durango, 2018-2019, Eight Lamps, Upper Front Two Piece Unit, Individual Driver and Passenger Side Units, with Two LED Flashing/Take-Down (Ten Lights Total)	976.00
ISFL44Z	Dodge Durango, 2018-2019, Ten Lamps, Upper Front Two Piece Unit, Individual Driver and Passenger Side Units (No Take-Downs) (Ten Lights Total)	976.00
ISFL425	Ram 1500, 2018 and Ram 1500 Classic, 2019, Five Lamps, Upper Front Passenger Side Unit Only, with One LED Flashing/Take-Down	599.00
ISFL426	Ram 1500, 2018 and Ram 1500 Classic, 2019, Six Lamps, Upper Front Passenger Side Unit Only (No Take-Down)	599.00
ISFL42Z	Ram 1500, 2018 and Ram 1500 Classic, 2019, Ten Lamps, Upper Front Two Piece Unit, Individual Driver and Passenger Side Units, with Two LED Flashing/Take-Downs	1036.00
ISFL42X	Ram 1500, 2018 and Ram 1500 Classic, 2019, Twelve Lamps, Upper Front Two Piece Unit, Individual Driver and Passenger Side Units (No Take-Downs)	1036.00
ISFL345	Ford Police Interceptor Utility, 2016-2019, Five Lamps, Upper Front Passenger Side Unit Only, with One LED Flashing/Take-Down	599.00
ISFL346	Ford Police Interceptor Utility, 2016-2019, Six Lamps, Upper Front Passenger Side Unit Only (No Take-Down)	599.00
ISFL34Z	Ford Police Interceptor Utility, 2016-2019, Ten Lamps, Upper Front Two Piece Unit, Individual Driver and Passenger Side Units, with Two LED Flashing/Take-Downs	1036.00
ISFL34X	Ford Police Interceptor Utility, 2016-2019, Twelve Lamps, Upper Front Two Piece Unit, Individual Driver and Passenger Side Units (No Take-Downs)	1036.00
ISFL474	Ford F-150/F-250/F-350, 2017-2019, Four Lamps, Upper Front Passenger Side Unit Only, with One LED Flashing/Take-Down	569.00
ISFL475	Ford F-150/F-250/F-350, 2017-2019, Five Lamps, Upper Front Passenger Side Unit Only (No Take-Down)	569.00
ISFL478	Ford F-150/F-250/F-350, 2017-2019, Eight Lamps, Upper Front Two Piece Unit, Individual Driver and Passenger Side Units, with Two LED Flashing/Take-Downs (Ten Lights Total)	976.00
ISFL47Z	Ford F-150/F-250/F-350, 2017-2019, Ten Lamps, Upper Front Two Piece Unit, Individual Driver and Passenger Side Units (No Take-Downs) (Ten Lights Total)	976.00
ISFL485	Ford Expedition, 2018-2019, Five Lamps, Upper Front Passenger Side Unit Only, with One LED Flashing/Take-Down	599.00
ISFL486	Ford Expedition, 2018-2019, Six Lamps, Upper Front Passenger Side Unit Only (No Take-Down)	599.00
ISFL48Z	Ford Expedition, 2018-2019, Ten Lamps, Upper Front Two Piece Unit, Individual Driver and Passenger Side Units, with Two LED Flashing/Take-Downs	1036.00
ISFL48X	Ford Expedition, 2018-2019, Twelve Lamps, Upper Front Two Piece Unit, Individual Driver and Passenger Side Units (No Take-Downs)	1036.00
ISFL434	Ford Fusion, 2017-2019, Four Lamps, Upper Front Passenger Side Unit Only, with One LED Flashing/Take-Down	569.00
ISFL435	Ford Fusion, 2017-2019, Five Lamps, Upper Front Passenger Side Unit Only (No Take-Down)	569.00
ISFL438	Ford Fusion, 2017-2019, Eight Lamps, Upper Front Two Piece Unit, Individual Driver and Passenger Side Units, with Two LED Flashing/Take-Downs (Ten Lights Total)	976.00
 ISFL43Z	Ford Fusion, 2017-2019, Ten Lamps, Upper Front Two Piece Unit, Individual Driver and Passenger Side Units (No Take-Downs) (Ten Lights Total)	976.00
 ISFL385	Ford Police Interceptor Sedan, 2017-2019, Five Lamps, Upper Front Passenger Side Unit Only, with One LED Flashing/Take-Down	599.00
 ISFL386	Ford Police Interceptor Sedan, 2017-2019, Six Lamps, Upper Front Passenger Side Unit Only (No Take-Down)	599.00
 ISFL38Z	Ford Police Interceptor Sedan, 2017-2019, Ten Lamps, Upper Front Two Piece Unit, Individual Driver and Passenger Side Units, with Two LED Flashing/Take-Downs	1036.00
ISFL38X	Ford Police Interceptor Sedan, 2017-2019, Twelve Lamps, Upper Front Two Piece Unit, Individual Driver and Passenger Side Units (No Take-Downs)	1036.00
ISS*	One SOLO™ Lighthead for FST™ and RST™ Series, No Charge When Ordered with Inner Edge® Tray	
<b>Inner Edge® FST™ WeCan®, SOLO™, DUO™ and TRIO™, Low Profile Series Lightbars, Upper Front Series with Proclera® Silicone Optics, Low Power, Scan-Lock™ Flash Patterns and Mounting Kit. (Additional Charge for DUO™ and TRIO™ Lightheads)</b>		
ISFW495	<b>NEW</b> Chevy Silverado 1500, 2019, Five Lamps, Upper Front Passenger Side Unit Only, with One LED Flashing/Take-Down	699.00
ISFW496	<b>NEW</b> Chevy Silverado 1500, 2019, Six Lamps, Upper Front Passenger Side Unit Only (No Take-Down)	699.00
ISFW49Z	<b>NEW</b> Chevy Silverado 1500, 2019, Ten Lamps, Upper Front Two Piece Unit, Individual Driver and Passenger Side Units, with Two LED Flashing/Take-Downs	1136.00

Lightbars





	ISFW49X	<b>NEW</b> Chevy Silverado 1500, 2019, Twelve Lamps, Upper Front Two Piece Unit, Individual Driver and Passenger Side Units (No Take-Downs)	1136.00
	ISFW455	Chevy Tahoe/Suburban, 2017-2019, Chevy Silverado-1500/2500/3500, 2017-2018, Five Lamps, Upper Front Passenger Side Unit Only, with One LED Flashing/Take-Down	699.00
	ISFW456	Chevy Tahoe/Suburban, 2017-2019, Chevy Silverado-1500/2500/3500, 2017-2018, Six Lamps, Upper Front Passenger Side Unit Only (No Take-Down)	699.00
	ISFW45Z	Chevy Tahoe/Suburban, 2017-2019, Chevy Silverado-1500/2500/3500, 2017-2018, Ten Lamps, Upper Front Two Piece Unit, Individual Driver and Passenger Side Units, with Two LED Flashing/Take-Downs	1136.00
	ISFW45X	Chevy Tahoe/Suburban, 2017-2019, Chevy Silverado-1500/2500/3500, 2017-2018, Twelve Lamps, Upper Front Two Piece Unit, Individual Driver and Passenger Side Units (No Take-Downs)	1136.00
	ISFW354	<b>NEW</b> Dodge Charger, 2018-2019, Four Lamps, Upper Front Passenger Side Unit Only, with One LED Flashing/Take-Down	669.00
	ISFW355A	<b>NEW</b> Dodge Charger, 2018-2019, Five Lamps, Upper Front Passenger Side Unit Only (No Take-Down)	669.00
	ISFW358	<b>NEW</b> Dodge Charger, 2018-2019, Eight Lamps, Upper Front Two Piece Unit, Individual Driver and Passenger Side Units, with Two LED Flashing/Take-Downs (Ten Lights Total)	1106.00
	ISFW35ZA	<b>NEW</b> Dodge Charger, 2018-2019, Ten Lamps, Upper Front Two Piece Unit, Individual Driver and Passenger Side Units (No Take-Downs) (Ten Lights Total)	1106.00
	ISFW444	Dodge Durango, 2018-2019, Four Lamps, Upper Front Passenger Side Unit Only, with One LED Flashing/Take-Down	669.00
	ISFW445	Dodge Durango, 2018-2019, Five Lamps, Upper Front Passenger Side Unit Only (No Take-Down)	669.00
	ISFW448	Dodge Durango, 2018-2019, Eight Lamps, Upper Front Two Piece Unit, Individual Driver and Passenger Side Units, with Two LED Flashing/Take-Down (Ten Lights Total)	1106.00
	ISFW44Z	Dodge Durango, 2018-2019, Ten Lamps, Upper Front Two Piece Unit, Individual Driver and Passenger Side Units (No Take-Downs) (Ten Lights Total)	1106.00
	ISFW425	Ram 1500, 2018 and Ram 1500 Classic, 2019, Five Lamps, Upper Front Passenger Side Unit Only, with One LED Flashing/Take-Down	699.00
	ISFW426	Ram 1500, 2018 and Ram 1500 Classic, 2019, Six Lamps, Upper Front Passenger Side Unit Only (No Take-Down)	699.00
	ISFW42Z	Ram 1500, 2018 and Ram 1500 Classic, 2019, Ten Lamps, Upper Front Two Piece Unit, Individual Driver and Passenger Side Units, with Two LED Flashing/Take-Downs	1136.00
	ISFW42X	Ram 1500, 2018 and Ram 1500 Classic, 2019, Twelve Lamps, Upper Front Two Piece Unit, Individual Driver and Passenger Side Units (No Take-Downs)	1136.00
	ISFW345	Ford Police Interceptor Utility, 2016-2019, Five Lamps, Upper Front Passenger Side Unit Only, with One LED Flashing/Take-Down	699.00
	ISFW346	Ford Police Interceptor Utility, 2016-2019, Six Lamps, Upper Front Passenger Side Unit Only (No Take-Down)	699.00
	ISFW34Z	Ford Police Interceptor Utility, 2016-2019, Ten Lamps, Upper Front Two Piece Unit, Individual Driver and Passenger Side Units, with Two LED Flashing/Take-Downs	1136.00
	ISFW34X	Ford Police Interceptor Utility, 2016-2019, Twelve Lamps, Upper Front Two Piece Unit, Individual Driver and Passenger Side Units (No Take-Downs)	1136.00
	ISFW474	Ford F-150/F-250/F-350, 2017-2019, Four Lamps, Upper Front Passenger Side Unit Only, with One LED Flashing/Take-Down	669.00
	ISFW475	Ford F-150/F-250/F-350, 2017-2019, Five Lamps, Upper Front Passenger Side Unit Only (No Take-Down)	669.00
	ISFW478	Ford F-150/F-250/F-350, 2017-2019, Eight Lamps, Upper Front Two Piece Unit, Individual Driver and Passenger Side Units, with Two LED Flashing/Take-Downs (Ten Lights Total)	1106.00
	ISFW47Z	Ford F-150/F-250/F-350, 2017-2019, Ten Lamps, Upper Front Two Piece Unit, Individual Driver and Passenger Side Units (No Take-Downs) (Ten Lights Total)	1106.00
	ISFW485	Ford Expedition, 2018-2019, Five Lamps, Upper Front Passenger Side Unit Only, with One LED Flashing/Take-Down	699.00
	ISFW486	Ford Expedition, 2018-2019, Six Lamps, Upper Front Passenger Side Unit Only (No Take-Down)	699.00
	ISFW48Z	Ford Expedition, 2018-2019, Ten Lamps, Upper Front Two Piece Unit, Individual Driver and Passenger Side Units, with Two LED Flashing/Take-Downs	1136.00
	ISFW48X	Ford Expedition, 2018-2019, Twelve Lamps, Upper Front Two Piece Unit, Individual Driver and Passenger Side Units (No Take-Downs)	1136.00
	ISFW434	Ford Fusion, 2017-2019, Four Lamps, Upper Front Passenger Side Unit Only, with One LED Flashing/Take-Down	669.00
	ISFW435	Ford Fusion, 2017-2019, Five Lamps, Upper Front Passenger Side Unit Only (No Take-Down)	669.00
	ISFW438	Ford Fusion, 2017-2019, Eight Lamps, Upper Front Two Piece Unit, Individual Driver and Passenger Side Units, with Two LED Flashing/Take-Downs (Ten Lights Total)	1106.00
	ISFW43Z	Ford Fusion, 2017-2019, Ten Lamps, Upper Front Two Piece Unit, Individual Driver and Passenger Side Units (No Take-Downs) (Ten Lights Total)	1106.00
††	ISFW385	Ford Police Interceptor Sedan, 2017-2019, Five Lamps, Upper Front Passenger Side Unit Only, with One LED Flashing/Take-Down	669.00
††	ISFW386	Ford Police Interceptor Sedan, 2017-2019, Six Lamps, Upper Front Passenger Side Unit Only (No Take-Down)	669.00
††	ISFW38Z	Ford Police Interceptor Sedan, 2017-2019, Ten Lamps, Upper Front Two Piece Unit, Individual Driver and Passenger Side Units, with Two LED Flashing/Take-Downs	1136.00

All models are 12 Volt D.C. only unless otherwise noted above. For other voltages contact factory.

\* Replace symbol in model number with letter indicating lens color or LED color desired: **A** = Amber; **B** = Blue; **C** = Clear/White; **R** = Red; **G** = Green

# Replace symbol in model number with letter indicating SPLIT lens or LED color desired: **D** = Red/Clear or White; **E** = Blue/Clear or White; **F** = Amber/Clear or White; **H** = Green/Clear or White; **J** = Red/Blue; **K** = Red/Amber; **L** = Red/Green; **M** = Blue/Amber **†** (to be discontinued, check availability) **††** NCNR (special order, check availability, non-cancelable, non-returnable) **!** Indicate length desired: 5 foot, 6 foot, 7 foot or 8 foot **\$** Indicates Lower Price

↓ †† - NCNR (special order, non-cancelable, non-returnable, check availability). See "Made-To-Order" Statement on Table of Contents Page of this Price List.

MODEL	DESCRIPTION	LIST
†† ISFW38X	Ford Police Interceptor Sedan, 2017-2019, Twelve Lamps, Upper Front Two Piece Unit, Individual Driver and Passenger Side Units (No Take-Downs)	1136.00
ISS*	One SOLO™ Lighthead for FST™ and RST™ Series, No Charge When Ordered with Inner Edge® Tray	
ISD#	One DUO™ Lighthead for FST™ and RST™, For WeCan® Series Only, Price Available When Ordered with Inner Edge® Tray	48.00
ISTRBA	One TRIO™ Lighthead, Red/Blue/Amber, For WeCan® Series Only, Price Available When Ordered with Inner Edge® Tray	96.00
ISTRCA	One TRIO™ Lighthead, Red/White/Amber, For WeCan® Series Only, Price Available When Ordered with Inner Edge® Tray	96.00
ISTBCA	One TRIO™ Lighthead, Blue/White/Amber, For WeCan® Series Only, Price Available When Ordered with Inner Edge® Tray	96.00
ISTRBC	One TRIO™ Lighthead, Red/Blue/White, For WeCan® Series Only, Price Available When Ordered with Inner Edge® Tray	96.00
DELWCCP	Delete WeCan® Control Point (DEDUCT)	39.00

**Inner Edge® XLP, Extra Low Profile Series Lightbars**

Interior Lightbar, Include Super-LED® Lighthead and Mounting Hardware.

Inner Edge® XLP, Extra Low Profile Series Lightbars, 3-LED Upper Front Series, Low Current Switching, Includes Removable Lens for a Spot Pattern, Low Power, Scan-Lock™ Flash Patterns and Mounting Kit. Replace # with Number of Color LEDs Required. Order of colors is Red, Blue, Amber or White.



IX49UF5P	NEW Chevy Silverado 1500, 2019, Five 3-LED Lamps, Upper Front Passenger Side Unit Only, with One LED Flashing/Take-Down	611.00
IX49UF6P	NEW Chevy Silverado 1500, 2019, Six 3-LED Lamps, Upper Front Passenger Side Unit Only (No Take-Down)	611.00
IX49UFZ	NEW Chevy Silverado 1500, 2019, Ten 3-LED Lamps, Upper Front Unit, Two Piece, Individual Driver and Passenger Side Units, with Two LED Flashing/Take-Downs	1057.00
IX49UFX	NEW Chevy Silverado 1500, 2019, Twelve 3-LED Lamps, Upper Front Unit, Two Piece, Individual Driver and Passenger Side Units, (No Take-Downs)	1057.00
IX45UF5P	Chevy Tahoe/Suburban, 2015-2019, Chevy Silverado-1500/2500/3500, 2014-2018 Five 3-LED Lamps, Upper Front Passenger Side Unit Only, with One LED Flashing/Take-Down	611.00
IX45UF6P	Chevy Tahoe/Suburban, 2015-2019, Chevy Silverado-1500/2500/3500, 2014-2018 Six 3-LED Lamps, Upper Front Passenger Side Unit Only (No Take-Down)	611.00
IX45UFZ	Chevy Tahoe/Suburban, 2015-2019, Chevy Silverado-1500/2500/3500, 2014-2018 Ten 3-LED Lamps, Upper Front Unit, Two Piece, Individual Driver and Passenger Side Units, with Two LED Flashing/Take-Downs	1057.00
IX45UFX	Chevy Tahoe/Suburban, 2015-2019, Chevy Silverado-1500/2500/3500, 2014-2018 Twelve 3-LED Lamps, Upper Front Unit, Two Piece, Individual Driver and Passenger Side Units, (No Take-Downs)	1057.00
IX35UF5P	Dodge Charger, 2011-2019, Five 3-LED Lamps, Upper Front Passenger Side Unit Only, with One LED Flashing/Take-Down	611.00
IX35UF6P	Dodge Charger, 2011-2019, Six 3-LED Lamps, Upper Front Passenger Side Unit Only, (No Take-Down)	611.00
IX35UFZ	Dodge Charger, 2011-2019, Ten 3-LED Lamps, Upper Front Two Piece Unit, Individual Driver and Passenger Side Units, with Two LED Flashing/Take-Downs	1057.00
IX35UFX	Dodge Charger, 2011-2019, Twelve 3-LED Lamps, Upper Front Two Piece Unit, Individual Driver and Passenger Side Units (No Take-Downs)	1057.00
†† IX44UF5P	Dodge Durango 2013-2019, Five 3-LED Lamps, Upper Front Passenger Side Unit Only, with One LED Flashing/Take-Down	611.00
†† IX44UF6P	Dodge Durango 2013-2019, Six 3-LED Lamps, Upper Front Passenger Side Unit Only, (No Take-Down)	611.00
†† IX44UFZ	Dodge Durango 2013-2019, Ten 3-LED Lamps, Upper Front Two Piece Unit, Individual Driver and Passenger Side Units, with Two LED Flashing/Take-Downs	1057.00
†† IX44UFX	Dodge Durango 2013-2019, Twelve 3-LED Lamps, Upper Front Two Piece Unit, Individual Driver and Passenger Side Units (No Take-Downs)	1057.00
IX42UF5P	Ram 1500, 2011-2018 and Ram 1500 Classic, 2019, Five 3-LED Lamps, Upper Front Passenger Side Unit Only, with One LED Flashing/Take-Down	611.00
IX42UF6P	Ram 1500, 2011-2018 and Ram 1500 Classic, 2019, Six 3-LED Lamps, Upper Front Passenger Side Unit Only (No Take-Down)	611.00
IX42UFZ	Ram 1500, 2011-2018 and Ram 1500 Classic, 2019, Ten 3-LED Lamps, Upper Front Two Piece Unit, Individual Driver and Passenger Side Units, with Two LED Flashing/Take-Downs	1057.00
IX42UFX	Ram 1500, 2011-2018 and Ram 1500 Classic, 2019, Twelve 3-LED Lamps, Upper Front Two Piece Unit, Individual Driver and Passenger Side Units (No Take-Downs)	1057.00
IX50UF5P	NEW Ford Police Interceptor Utility, 2020, Five 3-LED Lamps, Upper Front Passenger Side Unit Only, with One LED Flashing/Take-Down	611.00
IX50UF6P	NEW Ford Police Interceptor Utility, 2020, Six 3-LED Lamps, Upper Front Passenger Side Unit Only (No Take-Down)	611.00

	IX50UFZ	<b>NEW</b> Ford Police Interceptor Utility, 2020, Ten 3-LED Lamps, Upper Front Two Piece Unit, Individual Driver and Passenger Side Units, with Two LED Flashing/Take-Downs	1057.00
	IX50UFX	<b>NEW</b> Ford Police Interceptor Utility, 2020, Twelve 3-LED Lamps, Upper Front Two Piece Unit, Individual Driver and Passenger Side Units (No Take-Downs)	1057.00
	IX34UF5P	Ford Police Interceptor Utility, 2013-2019, Five 3-LED Lamps, Upper Front Passenger Side Unit Only, with One LED Flashing/Take-Down	611.00
	IX34UF6P	Ford Police Interceptor Utility, 2013-2019, Six 3-LED Lamps, Upper Front Passenger Side Unit Only (No Take-Down)	611.00
	IX34UFZ	Ford Police Interceptor Utility, 2013-2019, Ten 3-LED Lamps, Upper Front Two Piece Unit, Individual Driver and Passenger Side Units, with Two LED Flashing/Take-Downs	1057.00
	IX34UFX	Ford Police Interceptor Utility, 2013-2019, Twelve 3-LED Lamps, Upper Front Two Piece Unit, Individual Driver and Passenger Side Units (No Take-Downs)	1057.00
	IX47UF5P	Ford F-150, 2015-2019, Ford F-250/F-350, 2017-2019, Five 3-LED Lamps, Upper Front Passenger Side Unit Only, with One LED Flashing/Take-Down	611.00
	IX47UF6P	Ford F-150, 2015-2019, Ford F-250/F-350, 2017-2019, Six 3-LED Lamps, Upper Front Passenger Side Unit Only (No Take-Down)	611.00
	IX47UFZ	Ford F-150, 2015-2019, Ford F-250/F-350, 2017-2019, Ten 3-LED Lamps, Upper Front Two Piece Unit, Individual Driver and Passenger Side Units, with Two LED Flashing/Take-Downs	1057.00
	IX47UFX	Ford F-150, 2015-2019, Ford F-250/F-350, 2017-2019, Twelve 3-LED Lamps, Upper Front Two Piece Unit, Individual Driver and Passenger Side Units (No Take-Downs)	1057.00
	IX43UF5P	Ford Fusion, 2013-2019, Five 3-LED Lamps, Upper Front Passenger Side Unit Only, with One LED Flashing/Take-Down	611.00
	IX43UF6P	Ford Fusion, 2013-2019, Six 3-LED Lamps, Upper Front Passenger Side Unit Only (No Take-Down)	611.00
	IX43UFZ	Ford Fusion, 2013-2019, Ten 3-LED Lamps, Upper Front Two Piece Unit, Individual Driver and Passenger Side Units, with Two LED Flashing/Take-Downs	1057.00
	IX43UFX	Ford Fusion, 2013-2019, Twelve 3-LED Lamps, Upper Front Two Piece Unit, Individual Driver and Passenger Side Units (No Take-Downs)	1057.00
††	IX38UF5P	Ford Police Interceptor Sedan, 2013-2019, Five 3-LED Lamps, Upper Front Passenger Side Unit Only, with One LED Flashing/Take-Down	611.00
††	IX38UF6P	Ford Police Interceptor Sedan, 2013-2019, Six 3-LED Lamps, Upper Front Passenger Side Unit (No Take-Down)	611.00
††	IX38UFZ	Ford Police Interceptor Sedan, 2013-2019, Ten 3-LED Lamps, Upper Front Unit, Two Piece, Individual Driver and Passenger Side Units, with Two LED Flashing/Take-Downs	1057.00
††	IX38UFX	Ford Police Interceptor Sedan, 2013-2019, Twelve 3-LED Lamps, Upper Front Unit, Two Piece, Individual Driver and Passenger Side Units (No Take-Downs)	1057.00
	IX39UF5P	Ford F-250/F-350, 2012-2016, Five 3-LED Lamps, Upper Front Passenger Side Unit Only, with One LED Flashing/Take-Down	611.00
	IX39UF6P	Ford F-250/F-350, 2012-2016, Six 3-LED Lamps, Upper Front Passenger Side Unit Only (No Take-Downs)	611.00
	IX39UFZ	Ford F-250/F-350, 2012-2016, Ten 3-LED Lamps, Upper Front Two Piece Unit, Individual Driver and Passenger Side Units, with Two LED Flashing/Take-Down	1057.00
	IX39UFX	Ford F-250/F-350, 2012-2016, Twelve 3-LED Lamps, Upper Front Two Piece Unit, Individual Driver and Passenger Side Units (No Take-Downs)	1057.00
	IX48UF5P	Ford Expedition, 2018-2019, Five 3-LED Lamps, Upper Front Passenger Side Unit Only, with One LED Flashing/Take-Down	611.00
	IX48UF6P	Ford Expedition, 2018-2019, Six 3-LED Lamps, Upper Front Passenger Side Unit (No Take-Down)	611.00
	IX48UFZ	Ford Expedition, 2018-2019, Ten 3-LED Lamps, Upper Front Unit, Two Piece, Individual Driver and Passenger Side Units, with Two LED Flashing/Take-Downs	1057.00
	IX48UFX	Ford Expedition, 2018-2019, Twelve 3-LED Lamps, Upper Front Unit, Two Piece, Individual Driver and Passenger Side Units (No Take-Downs)	1057.00
	IX08UF5P	† Ford Expedition, 2013-2017, Five 3-LED Lamps, Upper Front Passenger Side Unit Only, with One LED Flashing/Take-Down	611.00
	IX08UF6P	† Ford Expedition, 2013-2017, Six 3-LED Lamps, Upper Front Passenger Side Unit (No Take-Down)	611.00
	IX08UFZ	† Ford Expedition, 2013-2017, Ten 3-LED Lamps, Upper Front Unit, Two Piece, Individual Driver and Passenger Side Units, with Two LED Flashing/Take-Downs	1057.00
	IX08UFX	† Ford Expedition, 2013-2017, Twelve 3-LED Lamps, Upper Front Unit, Two Piece, Individual Driver and Passenger Side Units (No Take-Downs)	1057.00
	IXD\$\$\$0	Extra Low Profile 3-LED Lamps. Replace \$ with Number of each Color of LED Lighthouse, No Charge When Ordered with Extra Low-Profile Inner Edge®, Driver Side	
	IXP\$\$\$0	Extra Low Profile 3-LED Lamps. Replace \$ with Number of each Color of LED Lighthouse, No Charge When Ordered with Extra Low-Profile Inner Edge®, Passenger Side	
<b>Inner Edge® XLP WeCan® DUO+™</b> , Extra Low Profile Series Lightbars, 6-LED Upper Front Series, Low Current Switching, Low Power, Scan-Lock™ Flash Patterns and Mounting Kit. Replace \$ with Number of DUO+™ Color LEDs Required, White is the Default Second Color. Order of colors is Red/White, Blue/White or Amber/White.			
	IW49UF6P	<b>NEW</b> Chevy Silverado 1500, 2019, Six 6-LED DUO™ Lamps, Upper Front Passenger Side Unit Only	1008.00
	IW49UFX	<b>NEW</b> Chevy Silverado 1500, 2019, Twelve 6-LED DUO™ Lamps, Upper Front Unit, Two Piece, Individual Driver and Passenger Side Units	1804.00



Lightbars

All models are 12 Volt D.C. only unless otherwise noted above. For other voltages contact factory.

\* Replace symbol in model number with letter indicating lens color or LED color desired: A = Amber; B = Blue; C = Clear/White; R = Red; G = Green

# Replace symbol in model number with letter indicating SPLIT lens or LED color desired: D = Red/Clear or White; E = Blue/Clear or White; F = Amber/Clear or White; H = Green/Clear or White, J = Red/Blue; K = Red/Amber; L = Red/Green; M = Blue/Amber † (to be discontinued, check availability) †† NCNR (special order, check availability, non-cancelable, non-returnable) †! Indicate length desired: 5 foot, 6 foot, 7 foot or 8 foot \$ Indicates Lower Price

# AUTOMOTIVE LIST PRICE

No. PL19.1WL

EFFECTIVE: June 28, 2019 VOID: December 18, 2019

↓ †† - NCNR (special order, non-cancelable, non-returnable, check availability). See "Made-To-Order" Statement on Table of Contents Page of this Price List.

MODEL	DESCRIPTION	LIST
IW45UF6P	Chevy Tahoe/Suburban, 2015-2019, Chevy Silverado-1500/2500/3500, 2014-2018, Six 6-LED DUO™ Lamps, Upper Front Passenger Side Unit Only	1008.00
IW45UFX	Chevy Tahoe/Suburban, 2015-2019, Chevy Silverado-1500/2500/3500, 2014-2018, Twelve 6-LED DUO™ Lamps, Upper Front Unit, Two Piece, Individual Driver and Passenger Side Units	1804.00
IW35UF6P	Dodge Charger, 2011-2019, Six 6-LED DUO™ Lamps, Upper Front Passenger Side Unit Only	1008.00
IW35UFX	Dodge Charger, 2011-2019, Twelve 6-LED DUO™ Lamps, Upper Front Two Piece Unit, Individual Driver and Passenger Side Units	1804.00
IW44UF6P	Dodge Durango 2013-2019, Six 6-LED DUO™ Lamps, Upper Front Passenger Side Unit Only	1008.00
IW44UFX	Dodge Durango 2013-2019, Twelve 6-LED DUO™ Lamps, Upper Front Two Piece Unit, Individual Driver and Passenger Side Units	1804.00
IW42UF6P	Ram, 2011-2018 and Ram 1500 Classic, 2019, Six 6-LED DUO™ Lamps, Upper Front Passenger Side Unit Only	1008.00
IW42UFX	Ram, 2011-2018 and Ram 1500 Classic, 2019, Twelve 6-LED DUO™ Lamps, Upper Front Two Piece Unit, Individual Driver and Passenger Side Units	1804.00
IW50UF6P	<b>NEW</b> Ford Police Interceptor Utility, 2020, Six 6-LED DUO™ Lamps, Upper Front Passenger Side Unit Only	1008.00
IW50UFX	<b>NEW</b> Ford Police Interceptor Utility, 2020, Twelve 6-LED DUO™ Lamps, Upper Front Two Piece Unit, Individual Driver and Passenger Side Units	1804.00
IW34UF6P	Ford Police Interceptor Utility, 2013-2019, Six 6-LED DUO™ Lamps, Upper Front Passenger Side Unit Only	1008.00
IW34UFX	Ford Police Interceptor Utility, 2013-2019, Twelve 6-LED DUO™ Lamps, Upper Front Two Piece Unit, Individual Driver and Passenger Side Units	1804.00
IW47UF6P	Ford F-150, 2015-2019, Ford F-250/F-350, 2017-2019, Six 6-LED DUO™ Lamps, Upper Front Passenger Side Unit Only	1008.00
IW47UFX	Ford F-150, 2015-2019, Ford F-250/F-350, 2017-2019, Twelve 6-LED DUO™ Lamps, Upper Front Two Piece Unit, Individual Driver and Passenger Side Units	1804.00
†† IW43UF6P	Ford Fusion, 2013-2019, Six 6-LED DUO™ Lamps, Upper Front Passenger Side Unit Only	1008.00
†† IW43UFX	Ford Fusion, 2013-2019, Twelve 6-LED DUO™ Lamps, Upper Front Two Piece Unit, Individual Driver and Passenger Side Units	1804.00
†† IW38UF6P	Ford Police Interceptor Sedan, 2013-2019, Six 6-LED DUO™ Lamps, Upper Front Passenger Side Unit Only	1008.00
†† IW38UFX	Ford Police Interceptor Sedan, 2013-2019, Twelve 6-LED DUO™ Lamps, Upper Front Unit, Two Piece, Individual Driver and Passenger Side Units	1804.00
IW39UF6P	Ford F-250/F-350, 2012-2016, Six 6-LED DUO™ Lamps, Upper Front Passenger Side Unit Only	1008.00
IW39UFX	Ford F-250/F-350, 2012-2016, Twelve 6-LED DUO™ Lamps, Upper Front Two Piece Unit, Individual Driver and Passenger Side Units	1804.00
IW48UF6P	Ford Expedition, 2018-2019, Six 6-LED DUO™ Lamps, Upper Front Passenger Side Unit Only	1008.00
IW48UFX	Ford Expedition, 2018-2019, Twelve 6-LED DUO™ Lamps, Upper Front Unit, Two Piece, Individual Driver and Passenger Side Units	1804.00
IW08UF6P	† Ford Expedition, 2013-2017, Six 6-LED DUO™ Lamps, Upper Front Passenger Side Unit Only	1008.00
IW08UFX	† Ford Expedition, 2013-2017, Twelve 6-LED DUO™ Lamps, Upper Front Unit, Two Piece, Individual Driver and Passenger Side Units	1804.00
IWD\$\$\$00	Extra Low Profile 6-LED DUO™ Lamps, Replace \$ with Number of Each DUO™ Color lighthouse, No Charge When Ordered with Extra Low Profile DUO™ Inner Edge, Order of Colors is Red/White, Blue/White and Amber/White, Driver Side	
IWP\$\$\$00	Extra Low Profile 6-LED DUO™ Lamps, Replace \$ with Number of Each DUO™ Color lighthouse, No Charge When Ordered with Extra Low Profile DUO™ Inner Edge, Order of Colors is Red/White, Blue/White and Amber/White, Passenger Side	

**Inner Edge® XLP Low Current, DUO+™**, Interior Lightbar, Include Super-LED® Lighthouses and Mounting Hardware. Inner Edge® XLP DUO+™, Extra Low Profile Series Lightbars, 6-LED Upper Front Series, Low Current Switching, Low Power, Scan-Lock™ Flash Patterns and Mounting Kit. Replace \$\$ with Number of DUO+™ Color LEDs Required, White is the Default Second Color. Order of colors is Red/White, Blue/White or Amber/White

ID49UF6P	<b>NEW</b> Chevy Silverado 1500, 2019, Six 6-LED DUO™ Lamps, Upper Front Passenger Side Unit Only	902.00
ID49UFX	<b>NEW</b> Chevy Silverado 1500, 2019, Twelve 6-LED DUO™ Lamps, Upper Front Unit, Two Piece, Individual Driver and Passenger Side Units	1698.00
ID45UF6P	Chevy Tahoe/Suburban, 2015-2019, Chevy Silverado-1500/2500/3500, 2014-2018, Six 6-LED DUO™ Lamps, Upper Front Passenger Side Unit Only	902.00
ID45UFX	Chevy Tahoe/Suburban, 2015-2019, Chevy Silverado-1500/2500/3500, 2014-2018, Twelve 6-LED DUO™ Lamps, Upper Front Unit, Two Piece, Individual Driver and Passenger Side Units	1698.00
ID35UF6P	Dodge Charger, 2011-2019, Six 6-LED DUO™ Lamps, Upper Front Passenger Side Unit Only	902.00
ID35UFX	Dodge Charger, 2011-2019, Twelve 6-LED DUO™ Lamps, Upper Front Two Piece Unit, Individual Driver and Passenger Side Units	1698.00
ID44UF6P	Dodge Durango, 2011-2019, Six 6-LED DUO™ Lamps, Upper Front Passenger Side Unit Only	902.00
ID44UFX	Dodge Durango, 2011-2019, Twelve 6-LED DUO™ Lamps, Upper Front Two Piece Unit, Individual Driver and Passenger Side Units	1698.00
ID42UF6P	Ram 1500, 2011-2018 and Ram 1500 Classic, 2019, Six 6-LED DUO™ Lamps, Upper Front Passenger Side Unit Only	902.00



	ID42UFX	Ram 1500, 2011-2018 and Ram 1500 Classic, 2019, Twelve 6-LED DUO™ Lamps, Upper Front Two Piece Unit, Individual Driver and Passenger Side Units	1698.00
	ID50UF6P	<b>NEW</b> Ford Police Interceptor Utility, 2020, Six 6-LED DUO™ Lamps, Upper Front Passenger Side Unit Only	902.00
	ID50UFX	<b>NEW</b> Ford Police Interceptor Utility, 2020, Twelve 6-LED DUO™ Lamps, Upper Front Two Piece Unit, Individual Driver and Passenger Side Units	1698.00
	ID34UF6P	Ford Police Interceptor Utility, 2013-2019, Six 6-LED DUO™ Lamps, Upper Front Passenger Side Unit Only	902.00
	ID34UFX	Ford Police Interceptor Utility, 2013-2019, Twelve 6-LED DUO™ Lamps, Upper Front Two Piece Unit, Individual Driver and Passenger Side Units	1698.00
	ID47UF6P	Ford F-150, 2015-2019, Ford F-250/F-350, 2017-2019, Six 6-LED DUO™ Lamps, Upper Front Passenger Side Unit Only	902.00
	ID47UFX	Ford F-150, 2015-2019, Ford F-250/F-350, 2017-2019, Twelve 6-LED DUO™ Lamps, Upper Front Two Piece Unit, Individual Driver and Passenger Side Units	1698.00
	ID43UF6P	Ford Fusion, 2013-2019, Six 6-LED DUO™ Lamps, Upper Front Passenger Side Unit Only	902.00
	ID43UFX	Ford Fusion, 2013-2019, Twelve 6-LED DUO™ Lamps, Upper Front Two Piece Unit, Individual Driver and Passenger Side Units	1698.00
††	ID38UF6P	Ford Police Interceptor Sedan, 2013-2019, Six 6-LED DUO™ Lamps, Upper Front Unit	902.00
††	ID38UFX	Ford Police Interceptor Sedan, 2013-2019, Twelve 6-LED DUO™ Lamps, Upper Front Unit, Two Piece, Individual Driver and Passenger Side Units	1698.00
	ID39UF6P	Ford F-250/F-350, 2012-2016, Six 6-LED DUO™ Lamps, Upper Front Passenger Side Unit Only	902.00
	ID39UFX	Ford F-250/F-350, 2012-2016, Twelve 6-LED DUO™ Lamps, Upper Front Two Piece Unit, Individual Driver and Passenger Side Units	1698.00
	ID48UF6P	Ford Expedition, 2018-2019, Six 6-LED DUO™ Lamps, Upper Front Passenger Side Unit Only	902.00
	ID48UFX	Ford Expedition, 2018-2019, Twelve 6-LED DUO™ Lamps, Upper Front Unit, Two Piece, Individual Driver and Passenger Side Units	1698.00
	IWD\$\$\$00	Extra Low Profile 6-LED DUO™ Lamps, Replace \$ with Number of Each DUO™ Color lighthouse, No Charge When Ordered with Extra Low Profile DUO™ Inner Edge®, Order of Colors are Red/White, Blue/White and Amber/White, Driver Side	
	IWP\$\$\$00	Extra Low Profile 6-LED DUO™ Lamps, Replace \$ with Number of Each DUO™ Color lighthouse, No Charge When Ordered with Extra Low Profile DUO™ Inner Edge®, Order of Colors are Red/White, Blue/White and Amber/White, Passenger Side	

#### Inner Edge® RST™ Series

**Inner Edge® RST™ Series**, Rear Facing Super-LED® Lightbars with Proclera® Silicone Optics, Eight, Ten or Twelve Lamp Arrays in SOLO™, DUO™ or TRIO™ Technology. (Additional Charge for DUO™ and TRIO™ Lighthoods)


	ITRAYL8	8 Lamp Tray, Low Current, Choose 8 SOLO™ Lighthoods and Vehicle Specific Housing and Mount	1019.00
	ITRAYL10	10 Lamp Tray, Low Current, Choose 10 SOLO™ Lighthoods and Vehicle Specific Housing and Mount	1121.00
	ITRAYL12	12 Lamp Tray, Low Current, Choose 12 SOLO™ Lighthoods and Vehicle Specific Housing and Mount, For Use in Dodge Charger and Ford Police Interceptor Sedans Only	1325.00
	ITRAYW8	8 Lamp Tray, WeCan®, Choose 8 SOLO™, DUO™ or TRIO™ Lighthoods and Vehicle Specific Housing and Mount	1119.00
	ITRAYW10	10 Lamp Tray, WeCan®, Choose 10 SOLO™, DUO™ or TRIO™ Lighthoods and Vehicle Specific Housing and Mount	1221.00
	ITRAYW12	12 Lamp Tray, WeCan®, Choose 12 SOLO™, DUO™ or TRIO™ Lighthoods and Vehicle Specific Housing and Mount, For Use in Dodge Charger and Ford Police Interceptor Sedans Only	1425.00
	ISS*	One SOLO™ Lighthouse for FST™ and RST™ Series, No Charge When Ordered with Inner Edge® Tray	
	ISD#	One DUO™ Lighthouse for FST™ and RST™, For WeCan® Series Only, Price Available When Ordered with Inner Edge® Tray	48.00
	ISTRBA	One TRIO™ Lighthouse, Red/Blue/Amber, For WeCan® Series Only, Price Available When Ordered with Inner Edge® Tray	96.00
	ISTRCA	One TRIO™ Lighthouse, Red/White/Amber, For WeCan® Series Only, Price Available When Ordered with Inner Edge® Tray	96.00
	ISTBCA	One TRIO™ Lighthouse, Blue/White/Amber, For WeCan® Series Only, Price Available When Ordered with Inner Edge® Tray	96.00
	ISTRBC	One TRIO™ Lighthouse, Red/Blue/White, For WeCan® Series Only, Price Available When Ordered with Inner Edge® Tray	96.00
	IS458	Chevy Tahoe/Suburban, 2015-2019, Upper Rear Housing for Eight or Ten Modules, No Charge When Ordered with Inner Edge® Tray	
	IS448	Dodge Durango, 2016-2019, Upper Rear Housing for Eight or Ten Modules, No Charge When Ordered with Inner Edge® Tray	
	IS358	Dodge Charger, 2011-2019, Lower Rear Housing for Eight or Ten Modules, No Charge When Ordered with Inner Edge® Tray	
	IS35Z	Dodge Charger, 2011-2019, Lower Rear Housing for Twelve Modules, No Charge When Ordered with Inner Edge® Tray	
	IS438	Ford Fusion, 2017-2019, Lower Rear Housing for Eight or Ten Modules, No Charge When Ordered with Inner Edge® Tray	





All models are 12 Volt D.C. only unless otherwise noted above. For other voltages contact factory.

\* Replace symbol in model number with letter indicating lens color or LED color desired: A = Amber; B = Blue; C = Clear/White; R = Red; G = Green

# Replace symbol in model number with letter indicating SPLIT lens or LED color desired: D = Red/Clear or White; E = Blue/Clear or White; F = Amber/Clear or White; H = Green/Clear or White, J = Red/Blue; K = Red/Amber; L = Red/Green; M = Blue/Amber † (to be discontinued, check availability) †† NCNR (special order, check availability, non-cancelable, non-returnable) ‡ Indicate length desired: 5 foot, 6 foot, 7 foot or 8 foot \$ Indicates Lower Price

↓  - NCNR (special order, non-cancelable, non-returnable, check availability). See "Made-To-Order" Statement on Table of Contents Page of this Price List.

MODEL	DESCRIPTION	LIST
IS488	Ford Expedition, 2018-2019, Upper Rear Housing for Eight or Ten Modules, No Charge When Ordered with Inner Edge® Tray	
IS348	Ford Police Interceptor Utility, 2013-2019, Upper Rear Housing for Eight or Ten Modules, No Charge When Ordered with Inner Edge® Tray	
 IS388	Ford Police Interceptor Sedan, 2013-2019, Lower Rear Housing for Eight or Ten Modules, No Charge When Ordered with Inner Edge® Tray	
 IS38Z	Ford Police Interceptor Sedan, 2013-2019, Lower Rear Housing for Twelve Modules, No Charge When Ordered with Inner Edge® Tray	
DELWCCP	Delete WeCan® Control Point (DEDUCT)	39.00
<b>Inner Edge® RST™ Series for Trucks, Rear Facing Super-LED® Lightbars with Proclera® Silicone Optics, Eight, Ten or Twelve Lamp Arrays in SOLO™, DUO™ or TRIO™ Technology. (Additional charge for DUO™ and TRIO™ Lighthoods) (Not for Use with Sliding Rear Windows)</b>		
ISRL8	8 Lamp Tray, Low Current, Choose 8 SOLO™ Lighthoods and Vehicle Specific Mount, ISR Mounting Only	1019.00
ISRL10	10 Lamp Tray, Low Current, Choose 10 SOLO™ Lighthoods and Vehicle Specific Mount, ISR Mounting Only	1121.00
ISRL12	12 Lamp Tray, Low Current, Choose 12 SOLO™ Lighthoods and Vehicle Specific Mount, ISR Mounting Only	1325.00
ISRW8	8 Lamp Tray, WeCan®, Choose 8 SOLO™, DUO™ or TRIO™ Lighthoods and Vehicle Specific Mount, ISR Mounting Only	1119.00
ISRW10	10 Lamp Tray, WeCan®, Choose 10 SOLO™, DUO™ or TRIO™ Lighthoods and Vehicle Specific Mount, ISR Mounting Only	1221.00
ISRW12	12 Lamp Tray, WeCan®, Choose 12 SOLO™, DUO™ or TRIO™ Lighthoods and Vehicle Specific Mount, ISR Mounting Only	1425.00
ISS*	One SOLO™ Lighthood for FST™ and RST™ Series, No Charge When Ordered with Inner Edge® Tray	
ISD#	One DUO™ Lighthood for FST™ and RST™, For WeCan® Series Only, Price Available When Ordered with Inner Edge® Tray	48.00
ISTRBA	One TRIO™ Lighthood, Red/Blue/Amber, For WeCan® Series Only, Price Available When Ordered with Inner Edge® Tray	96.00
ISTRCA	One TRIO™ Lighthood, Red/White/Amber, For WeCan® Series Only, Price Available When Ordered with Inner Edge® Tray	96.00
ISTBCA	One TRIO™ Lighthood, Blue/White/Amber, For WeCan® Series Only, Price Available When Ordered with Inner Edge® Tray	96.00
ISTRBC	One TRIO™ Lighthood, Red/Blue/White, For WeCan® Series Only, Price Available When Ordered with Inner Edge® Tray	96.00
ISR45	Chevy Silverado 1500, 2016-2018, Mounting Kit for use with ISRL* or ISRW* Lamp Trays (Not for Use with Sliding Rear Windows), No Charge When Ordered with Inner Edge® Tray	
ISR47	F-150, 2015-2019 and F-250/350 2017-2019, Mounting Kit for use with ISRL* or ISRW* Lamp Trays (Not for Use with Sliding Rear Windows), No Charge When Ordered with Inner Edge® Tray	
DELWCCP	Delete WeCan® Control Point (DEDUCT)	39.00



## **Outer Edge® Series Lightbars**

**Outer Edge® Rear Facing Upper Exterior Mount, ION™ Super-LED® Low Current, Standard with Traffic Advisor™ Patterns.**

OEIS45	Six Lamp Warning, Two Piece, For Chevy Tahoe 2015-2019, Requires Six SOLO™ OEION* Lighthoods	1069.00
OEIS34	Six Lamp Warning, Two Piece, For Ford Police Interceptor Utility 2013-2019, Requires Six SOLO™ OEION* Lighthoods	1069.00
OEION*	SOLO™ Lighthood, Six Required, No Charge when Ordered with Outer Edge®	
OEION*X	SOLO™ Lighthood, with Smoked Lens, Six Required, When Ordered with Outer Edge®, Add Each	10.50



**Outer Edge® Rear Facing Upper Exterior Mount, ION™ Super-LED®, Allows Individual Control of Each Lighthood Color. Requires Remote Flasher, CenCom Carbide™, CanTrol® or REMOTE16 Module, Purchased Separately.**

OEWS45	Six Lamp, Two Piece, For Chevy Tahoe 2015-2019, Requires Six SOLO™ OEION* Lighthoods	1019.00
OEWS34	Six Lamp, Two Piece, For Ford Police Interceptor Utility 2013-2019, Requires Six SOLO™ OEION* Lighthoods	1019.00
OEION*	SOLO™ Lighthood, for OEWS Series Only, Six Required, No Charge when Ordered with Outer Edge®	
OEION*X	SOLO™ Lighthood, with Smoked Lens, for OEWS Series only, Six Required, When Ordered with Outer Edge®, Add Each	10.50
OEWD45	Six Lamp, Two Piece, For Chevy Tahoe 2015-2019, Requires Six DUO™ OEI2 Lighthoods	1429.00
OEWD34	Six Lamp, Two Piece, For Ford Police Interceptor Utility 2013-2019, Requires Six DUO™ OEI2 Lighthoods	1429.00
OEI2#	DUO™ Lighthood for OEWD Series Only, Six Required, No Charge when Ordered with Outer Edge®	
OEI2#X	DUO™ Lighthood, with Smoked Lens, for OEWD Series only, Six Required, When Ordered with Outer Edge®, Add Each	10.50

OEWT45	Six Lamp, Two Piece, For Chevy Tahoe 2015-2019, Requires Six TRIO™ OEI3 Lightheads	1649.00
OEWT34	Six Lamp, Two Piece, For Ford Police Interceptor Utility 2013-2019, Requires Six TRIO™ OEI3 Lightheads	1649.00
OEI3RBA	TRIO™ Lighthead, Red/Blue/Amber, for OEWT Series Only, Six Required, No Charge when Ordered with Outer Edge®	
OEI3RCA	TRIO™ Lighthead, Red/White/Amber, for OEWT Series Only, Six Required, No Charge when Ordered with Outer Edge®	
OEI3BCA	TRIO™ Lighthead, Blue/White/Amber, for OEWT Series Only, Six Required, No Charge when Ordered with Outer Edge®	
OEI3RBC	TRIO™ Lighthead, Red/Blue/White, for OEWT Series Only, Six Required, No Charge when Ordered with Outer Edge®	
OEI3RBAX	TRIO™ Lighthead, with Smoked Lens, Red/Blue/Amber, for OEWT Series Only, Six Required, When Ordered with Outer Edge®, Add Each	10.50
OEI3RCAX	TRIO™ Lighthead, with Smoked Lens, Red/White/Amber, for OEWT Series Only, Six Required, When Ordered with Outer Edge®, Add Each	10.50
OEI3BCAX	TRIO™ Lighthead, with Smoked Lens, Blue/White/Amber, for OEWT Series Only, Six Required, When Ordered with Outer Edge®, Add Each	10.50
OEI3RBCX	TRIO™ Lighthead, with Smoked Lens, Red/Blue/White, for OEWT Series Only, Six Required, When Ordered with Outer Edge®, Add Each	10.50

**Outer Edge® Rear Pillar Exterior Mount, ION™ Super-LED® Low Current**

RPLS45	Six Lamp, Two Piece, For Chevy Tahoe 2016-2019, Requires Six SOLO™ OEION* Lightheads	1469.00
RPLS34	Six Lamp, Two Piece, For Ford Police Interceptor Utility 2013-2019, Requires Six SOLO™ OEION* Lightheads	1209.00
OEION*	SOLO™ Lighthead, Six Required, No Charge when Ordered with Outer Edge®	
OEION*X	SOLO™ Lighthead, with Smoked Lens, Six Required, When Ordered with Outer Edge®, Add Each	10.50

**Outer Edge® Rear Pillar Exterior Mount, ION™ Super-LED®, Allows Individual Control of Each Lighthead Color. Requires Remote Flasher, CenCom Carbide™, CanTrol® or REMOTE16 Module, Purchased Separately.**

RPWS45	Six Lamp, Two Piece, For Chevy Tahoe 2016-2019, Requires Six SOLO™ OEION* Lightheads	1379.00
RPWS34	Six Lamp, Two Piece, For Ford Police Interceptor Utility 2013-2019, Requires Six SOLO™ OEION* Lightheads	1060.00
OEION*	SOLO™ Lighthead, for RPWS Series Only, Six Required, No Charge when Ordered with Outer Edge®	
OEION*X	SOLO™ Lighthead, with Smoked Lens, for RPWS Series only, Six Required, When Ordered with Outer Edge®, Add Each	10.50
RPWD45	Six Lamp, Two Piece, For Chevy Tahoe 2016-2019, Requires Six DUO™ OEI2 Lightheads	1639.00
RPWD34	Six Lamp, Two Piece, For Ford Police Interceptor Utility 2013-2019, Requires Six DUO™ OEI2 Lightheads	1439.00
OEI2#	DUO™ Lighthead for RPWD Series Only, Six Required, No Charge when Ordered with Outer Edge®	
OEI2#X	DUO™ Lighthead, with Smoked Lens, for RPWD Series Only, Six Required, When Ordered with Outer Edge®, Add Each	10.50
RPWT45	Six Lamp, Two Piece, For Chevy Tahoe 2016-2019, Requires Six TRIO™ OEI3 Lightheads	1799.00
RPWT34	Six Lamp, Two Piece, For Ford Police Interceptor Utility 2013-2019, Requires Six TRIO™ OEI3 Lightheads	1629.00
OEI3RBA	TRIO™ Lighthead, Red/Blue/Amber, for RPWT Series Only, Six Required, No Charge when Ordered with Outer Edge®	
OEI3RCA	TRIO™ Lighthead, Red/White/Amber, for RPWT Series Only, Six Required, No Charge when Ordered with Outer Edge®	
OEI3BCA	TRIO™ Lighthead, Blue/White/Amber, for RPWT Series Only, Six Required, No Charge when Ordered with Outer Edge®	
OEI3RBC	TRIO™ Lighthead, Red/Blue/White, for RPWT Series Only, Six Required, No Charge when Ordered with Outer Edge®	
OEI3RBAX	TRIO™ Lighthead, with Smoked Lens, Red/Blue/Amber, for RPWT Series Only, Six Required, When Ordered with Outer Edge®, Add Each	10.50
OEI3RCAX	TRIO™ Lighthead, with Smoked Lens, Red/White/Amber, for RPWT Series Only, Six Required, When Ordered with Outer Edge®, Add Each	10.50
OEI3BCAX	TRIO™ Lighthead, with Smoked Lens, Blue/White/Amber, for RPWT Series Only, Six Required, When Ordered with Outer Edge®, Add Each	10.50
OEI3RBCX	TRIO™ Lighthead, with Smoked Lens, Red/Blue/White, for RPWT Series Only, Six Required, When Ordered with Outer Edge®, Add Each	10.50

**Freedom® IV DYAD™ Series Lightbars**

Clear Outer Domes with Clear Dividers. Multiple Flash Patterns with Passenger Side Cable Exit (For Mounting Options. (For Mounting Options, See Optional Mounting Kits).

**Edge® Freedom® IV F4W WeCan® Series Super-LED® Lightbars**, Includes Four Corner Linear-LED® Modules with Independent Control of Each Level of Each Lighthead

F4W4****	44.5", 4 Red, Blue, Amber and/or White, Single or Two Color Over/Under Modules	1952.00
F4W8****	49.25", 4 Red, Blue, Amber and/or White, Single or Two Color Over/Under Modules	1952.00
F4W2****	55", 4 Red, Blue, Amber and/or White, Single or Two Color Over/Under Modules	1952.00

All models are 12 Volt D.C. only unless otherwise noted above. For other voltages contact factory.


\* Replace symbol in model number with letter indicating lens color or LED color desired: A = Amber; B = Blue; C = Clear/White; R = Red; G = Green

# Replace symbol in model number with letter indicating SPLIT lens or LED color desired: D = Red/Clear or White; E = Blue/Clear or White; F = Amber/Clear or White; H = Green/Clear or White, J = Red/Blue; K = Red/Amber; L = Red/Green; M = Blue/Amber † (to be discontinued, check availability) ‡ NCNR (special order, check availability, non-cancelable, non-returnable) ! Indicate length desired: 5 foot, 6 foot, 7 foot or 8 foot \$ Indicates Lower Price



Lightbars



↓  - NCNR (special order, non-cancelable, non-returnable, check availability). See "Made-To-Order" Statement on Table of Contents Page of this Price List.

MODEL	DESCRIPTION	LIST
F4W0****	60", 4 Red, Blue, Amber and/or White, Single or Two Color Over/Under Modules, Freight Surcharges May Apply	2430.00
F4W7****	72", 4 Red, Blue, Amber and/or White, Single or Two Color Over/Under Modules, Freight Surcharges May Apply	2430.00
<b>Edge® Freedom® IV F4X Low Current Series Super-LED® Lightbars</b> , Includes Four Corner Linear-LED® Modules		
F4X4****	44.5", 4 Red, Blue, Amber and/or White, Single Color Modules	1844.00
F4X8****	49.25", 4 Red, Blue, Amber and/or White, Single Color Modules	1844.00
F4X2****	55", 4 Red, Blue, Amber and/or White, Single Color Modules	1844.00
F4X0****	60", 4 Red, Blue, Amber and/or White, Single Color Modules, Freight Surcharges May Apply	2322.00
F4X7****	72", 4 Red, Blue, Amber and/or White, Single Color Modules, Freight Surcharges May Apply	2322.00
<b>Edge® Freedom® IV Series Options</b>		
F4DL*	One Single Color Long 12 Super-LED® DYAD™ Lighthouse, Red, Blue, Amber or White	237.00
F4DS*	One Single Color Short 6 Super-LED® DYAD™ Lighthouse, Red, Blue, Amber or White	167.00
F4DL#	One Two Color Long 12 Super-LED® DYAD™ Lighthouse, Amber, Blue, Red and/or White, for F4W Series Only	237.00
F4DS#	One Two Color Short 6 Super-LED® DYAD™ Lighthouse, Amber, Blue, Red and/or White, for F4W Series Only	167.00
F4A3	Two 3-LED Super-LED® Alley Lights	156.00
F4A6	Two 6-LED Super-LED® Alley Lights	223.00
F4WA*	One Single Color Short 6 Super-LED® DYAD™ Lighthouse, Warning for Alley Light Position, Red, Blue, Amber or White	167.00
F4RWA#	One Single Short 6 Super-LED® Lighthouse, Amber, Blue, Red with White Alley light, for F4W Series Only	167.00
F4TL6	Two 6-LED Super-LED® Long Take Down Lights	223.00
F4TS6	Two 6-LED Super-LED® Short Take Down Lights	223.00
F4WBTT	Two LED Brake/Tail/Turn Lights for 44"-60" F4W Series Only	234.00
F4XBTT	Two LED Brake/Tail/Turn Lights for F4X Series Only, Includes External Harness	271.00
F4XTACBL	Traffic Advisor™ Internal and External Cables, Lighthouses Purchased Separately, When Purchased with Lightbar Only	259.00
F4XTACTL	Traffic Advisor™ Internal and External Cables and Control Head, Lighthouses Purchased Separately, When Purchased with Lightbar Only	568.00
DELWCCP	Delete WeCan® Control Point, F4W Series Only (DEDUCT)	39.00
WCC92SUB	Substitute WCC92 WeCan® Controller for WeCan® Control Point, When Purchased with F4W Series Only (Not for Use with Photocell Option)	167.00
F4DSCBL	Driver Side Cable Exit	65.00
FLBULK18	Bulk Package of 18 Freedom® IV's, In Place of Individually Boxed Lightbars - Deduct	60.00
 795H	GTT Self-Contained Opticom™ IR LED Emitter, Factory Installed Only	2022.00
F4795H	Installation (Pre-wired) of 795H in a Freedom® IV Lightbar, No Charge when Purchased with a 795H Emitter, Center Mount Option Only	
F4795HN	<b>NEW</b> Installation (Pre-wired) of 795H in a Freedom® IV Lightbar, Center Mount Option Only. For Customer Supplied Emitter.	85.00
F4795HT	Two 3-LED Take Downs and Installation (Pre-wired) of 795H (Purchased Separately) in a Freedom® IV Lightbar, Center Mount Option Only	281.00
F4795HTN	<b>NEW</b> Two 3-LED Take Downs and Installation (Pre-wired) of 795H in a Freedom® IV Lightbar, Center Mount Option Only. For Customer Supplied Emitter.	366.00
F4500S	Strobe for Center Mount, Includes External Cable, Center Mount Only	227.00
F4500ST	Two 3-LED Take Downs and Strobe, Includes External Cable for Strobe, Center Mount Option Only	397.00
PF_#F4#	Pioneer™ Lightbar Mount for Freedom® IV, Refer to Pioneer and Pioneer Plus™ Series Lightbar Mount for Models and Pricing	
F4WPHOTO	Photocell Option for Hi/Low Power, F4W Series Only, No Charge when Ordered with Lightbar (Not for Use with Smoked or Colored Lens or with WCC92/WCC92SUB)	
F4XPHOTO	Photocell Option for Hi/Low Power, F4X Series Only, No Charge when Ordered with Lightbar (Not for Use with Smoked or Colored Lens or with WCC92/WCC92SUB)	
F4CF*	Color Filter, Corner Module, Each	6.15
F4LF*	Color Filter, Long Module, Each	6.15
F4SF*	Color Filter, Short Module, Each	6.15
F42END*	Color End Dome for 44" or 55" Lightbar, When Purchased with a Lightbar, Add Each	29.00
F42END#	Color End Dome with Clear Alley Window, for 44" or 55" Lightbar, When Purchased with a Lightbar, Add Each	29.00
F48END*	Color End Dome for 49", 60", 70", 72", 76", 81", 92" and 98" Lightbar, When Purchased with a Lightbar, Add Each	29.00
F48END#	Color End Dome with Clear Alley Window, for 49", 60", 70", 72", 76", 81", 92" and 98" Lightbar, When Purchased with a Lightbar, Add Each	29.00
F41CNT*	Color Center Dome for One Light Center Section, When Purchased with a Lightbar, Add Each	14.00
F42CNT*	Color Center Dome for Two Light Center Section, When Purchased with a Lightbar, Add Each	14.00
F42ENDX	Smoked End Dome for 44" and 55" Lightbar, When Purchased with a Lightbar, Add Each	10.50



F48ENDX	Smoked End Dome for 49", 60", 72", 81", 92" and 98" Lightbar, When Purchased with a Lightbar, Add Each	10.50
F41CNTX	Smoked Center Dome for One Light Center Section, When Purchased with a Lightbar, Add Each	10.50
F42CNTX	Smoked Center Dome for Two Light Center Section, When Purchased with a Lightbar, Add Each	10.50
F4DIVIDX	Smoked Divider, Add Each	10.50

#### Freedom® IV Rota-Beam™ Super-LED® Series Lightbars

Clear Outer Domes with Clear Dividers. Multiple Flash Patterns with Passenger Side Cable Exit (For Mounting Options, See Optional Mounting Kits).

Edge® Freedom® IV F4R Rota-Beam™ Series Super-LED® Lightbars, Includes Four Half Corner Super-LED® Beacons and Scan-Lock™ Flash Patterns.

F4R2****	55", 4 Red, Blue, Amber and/or White, Single Color Modules	3121.00
F4R0****	60", 4 Red, Blue, Amber and/or White, Single Color Modules	3423.00
F4R7****	72", 4 Red, Blue, Amber and/or White, Single Color Modules	3423.00



#### Edge® Freedom® IV Rota-Beam™ Series Options

F4RB*	One Super-LED® Rota-Beam™ Module, Red, Blue, Amber or White, for Inboard Front or Rear	416.00
F4RDL*	One Single Long 12 Super-LED® Lighthouse, Red, Blue, Amber or White	237.00
F4RDS*	One Single Short 6 Super-LED® Lighthouse, Red, Blue, Amber or White	167.00
F4RA3	Two 3-LED Super-LED® Alley Lights	169.00
F4RA6	Two 6-LED Super-LED® Alley Lights	223.00
F4R6TL	Two 6-LED Super-LED® Long Take Down Lights	223.00
F4R3TS	Two 3-LED Super-LED® Short Take Down Lights	169.00
F4R6TS	Two 6-LED Super-LED® Short Take Down Lights	223.00
F4RFLASH	Flasher for Front or Rear F4RDS* and F4RDL*, purchased separately. Up to Two per Bar. Each Front or Rear Flasher Controls up to Four Lights, for a Total of Eight	104.00
F4RBTT	Two LED Brake/Tail/Turn Lights for F4R Rota-Beam™ Series only, Includes External Harness	271.00
†† 795H	GTT Self-Contained Opticom™ IR LED Emitter, Factory Installed Only	2022.00
F4R795H	Installation (Pre-wired) of 795H in a Freedom® IV Rota-Beam™ Lightbar, No Charge when Purchased with a 795H Emitter, Center Mount Option Only	
F4R500S	Strobe for Center Mount, Includes External Cable, Center Mount Only	227.00
F4R795HN	NEW Installation (Pre-wired) of 795H in a Freedom® IV Rota-Beam™ Lightbar, Center Mount Option Only. For Customer Supplied Emitter.	85.00
FRDSCBL	Driver Side Cable Exit, for Lightbars up to 60" Long	65.00
F4RDSC72	Driver Side Cable Exit, for Lightbars 72" or Longer	65.00

#### Legacy® Super-LED® Series Lightbars

WeCan® with DUO+™, Diamond Optix™ and Multiple Flash Patterns. Clear Outer Lens with Passenger Side Cable Exit. For Mounting Options, Use MKLP Models located in the Optional Mounting Kits.

Legacy® GB WeCan® DUO+™ Color Series Super-LED®, Includes Four Extra High Intensity Corner Linear-LED® Modules with Independent Control of the Two Colors of Each Lighthouse.

GB4****	44", 4 Single Color Red, Blue, Amber and/or White	2080.00
GB4####	44", 4 Two Color Red, Blue, Amber and/or White	2080.00
GB8****	48", 4 Single Color Red, Blue, Amber or White	2080.00
GB8####	48", 4 Two Color Red, Blue, Amber and/or White	2080.00
GB2****	54", 4 Single Color Red, Blue, Amber and/or White	2236.00
GB2####	54", 4 Two Color Red, Blue, Amber and/or White	2236.00



Legacy® Series Options, Options not Available on all Models, Refer to WeCad™ Build-A-Bar Program for Lighthouse Placement.

GBDL*	\$ One Single Color DUO+™ Red, Blue, Amber or White, Long Super-LED® Lighthouse	199.00
GBDL#	\$ One Dual Color DUO+™ Red, Blue, Amber and/or White, Long Super-LED® Lighthouse	199.00
GBDS*	\$ One Single Color DUO+™ Red, Blue, Amber or White, Short Super-LED® Lighthouse	115.00
GBDS#	\$ One Dual Color DUO+™ Red, Blue, Amber and/or White, Short Super-LED® Lighthouse	115.00
GBTL	Two Long Super-LED® Take-Down Lights	233.00
GBTS	Two Short Super-LED® Take-Down Lights	131.00
GBA	Two Super-LED® Alley Lights	131.00
GBAW*	\$ One Super-LED® DUO+™ Warning/Warning or Warning/Alley Light, Single Color	115.00
GBAW#	\$ One Super-LED® DUO+™ Warning/Warning or Warning/Alley Light, Dual Color	115.00
GBBTMK	\$ Two Super-LED® TRIO™ Warning Modules with Brake/Tail/Turn Feature for 44" or 48" WeCan® Lightbars, One Blue/Amber/Red & One Red/Amber/Red, For GB Series Only	655.00
GBBTMK2	\$ Two Super-LED® TRIO™ Warning Modules with Brake/Tail/Turn Feature for 54" WeCan® Lightbar, One Blue/Amber/Red & One Red/Amber/Red, For GB Series Only	655.00
GBBTMM	\$ Two Super-LED® TRIO™ Warning Modules with Brake/Tail/Turn Feature for 44" or 48" WeCan® Lightbars, Two Blue/Amber/Red, For GB Series Only	655.00
GBBTMM2	\$ Two Super-LED® TRIO™ Warning Modules with Brake/Tail/Turn Feature for 54" WeCan® Lightbar, Two Blue/Amber/Red, For GB Series Only	655.00
GBCF*	Color Filter, Corner Module	6.15
GBLF*	Color Filter, Long Module	6.15
GBSF*	Color Filter, Short Module	6.15
WCC92SUB	Substitute WCC92 WeCan® Controller for WeCan Control Point, For Use with Legacy® Series Only (Not for Use with Photocell Option)	167.00
DELWCCP	Delete WeCan® Control Point (DEDUCT)	39.00

Lightbars

All models are 12 Volt D.C. only unless otherwise noted above. For other voltages contact factory.

\* Replace symbol in model number with letter indicating lens color or LED color desired: A = Amber; B = Blue; C = Clear/White; R = Red; G = Green

# Replace symbol in model number with letter indicating SPLIT lens or LED color desired: D = Red/Clear or White; E = Blue/Clear or White; F = Amber/Clear or White; H = Green/Clear or White; J = Red/Blue; K = Red/Amber; L = Red/Green; M = Blue/Amber † (to be discontinued, check availability) †† NCNR (special order, check availability, non-cancelable, non-returnable) ! Indicate length desired: 5 foot, 6 foot, 7 foot or 8 foot \$ Indicates Lower Price

↓ †† - NCNR (special order, non-cancelable, non-returnable, check availability). See "Made-To-Order" Statement on Table of Contents Page of this Price List.

MODEL	DESCRIPTION	LIST
GBDSCBL	Driver Side Cable Exit	65.00
GB8ENDX	Smoked End Dome for 48" Lightbar Only, When Purchased with a Lightbar, Add Each	10.50
GB2ENDX	Smoked End Dome, for 44" or 54" Lightbar Only, Purchased with a Lightbar, Add Each	10.50
GBCNTX	Smoked Center Dome for 54" Lightbar Only, When Purchased with a Lightbar, Add	10.50
GBDIVDX	Smoked Divider, When Purchased with a Lightbar, Add Each	10.50
GSPHOTO	Photocell Option for Hi/Low Power, No Charge when Ordered with Lightbar (Not for Use with Smoked or Colored Lens or with WCC92/WCC92SUB)	

## Legacy® TRIO™ Series Super-LED® Lightbars

Includes Four Corner TRIO™ Modules, Alley Lights and Clear Lens. 44" Lightbar Features 10 Inboard Modules and Two 6-LED Take-Down Lights. 48" and 54" Lightbars Feature 14 Inboard Modules and Two 3-LED (48") or Two 6-LED (54") Take-Down Lights. For Mounting Options. (For Mounting Options, See Optional Mounting Kits).

### Legacy® TRIO1 Series Super-LED® Lightbars, Red/Blue with White Illumination

†† G341	44"	5905.00
†† G381	48"	6217.00
†† G321	54"	6527.00

### Legacy® TRIO2 Series Super-LED® Lightbars, Red/Blue with White Illumination Front and Rear Corners, Red/Amber/White Driver Rear Inboard and Blue/Amber/White Passenger Inboard

†† G342	44"	5905.00
†† G382	48"	6217.00
†† G322	54"	6527.00

### Legacy® TRIO3 Series Super-LED® Lightbars, Red/Blue with Green Corners and White Illumination Front and Rear Inboards

†† G343	44"	6120.00
†† G383	48"	6433.00
†† G323	54"	6742.00

### Legacy® TRIO4 Series Super-LED® Lightbars, Red/Blue with Green Corners and White Illumination Front Inboards and Red/Amber/White Driver Rear Inboard and Blue/Amber/White Passenger Inboard

†† G344	44"	6120.00
†† G384	48"	6433.00
†† G324	54"	6742.00

### Legacy® TRIO5 Series Super-LED® Lightbars, Red/Blue with White Illumination to the Front and Rear Corners and Red/Blue/Amber Rear Inboards

†† G345	44"	5905.00
†† G385	48"	6217.00
†† G325	54"	6527.00

### Legacy® TRIO6 Series Super-LED® Lightbars, Red/Blue with Green Corners and White Illumination Front Inboards and Red/Blue/Amber Rear Inboards

†† G346	44"	6120.00
†† G386	48"	6433.00
†† G326	54"	6742.00

## Legacy SOLO™ Super-LED® Series Lightbars

WeCan®, Diamond Optix™ and Multiple Flash Pattern. Clear outer Lens with Passenger Side Cable Exit. For Mounting options, Use MKLP Located in the Optional Mounting Kits

### Legacy SOLO™ GS WeCan® Series Lightbars

GS4****	44" Single Color, Red, Blue, Amber and/or White	1872.00
GS8****	48" Single Color, Red, Blue, Amber and/or White	1872.00
GS2****	54" Single Color, Red, Blue, Amber and/or White	2028.00

### Legacy SOLO™ Series Options, Options not Available on all Models, Refer to WeCad™ Build-A-Bar Program for Lighthead Placement

GSDL*	\$ One Super-LED® Single Color Long Lighthead, Red, Blue, Amber or White	115.00
GSDS*	\$ One Super-LED® Single Color Short Lighthead, Red, Blue, Amber or White	79.00
GBTL	Two Long Super-LED® Take-Down Lights	233.00
GBTS	Two Short Super-LED® Take-Down Lights	131.00
GBA	Two Super-LED® Alley Lights	131.00
GSAA*	\$ One Super-LED® Single Color Short Lighthead for Alley Position Only, Red, Blue, Amber or White	89.00
GSTL*	One Super-LED® DUO™ Warning/Traffic Advisor™ Long Lighthead, Warning Available in Red, Blue or White	199.00
GSTS*	One Super-LED® DUO™ Warning/Traffic Advisor™ Short Lighthead, Warning Available in Red, Blue or White	115.00
GSBTTBR	\$ Two Super-LED® DUO™ Warning Modules with Brake/Tail/Turn Feature, One Blue/Red & One Red/Red, For GS Series Only	599.00
GSBTTBB	\$ Two Super-LED® DUO™ Warning Modules with Brake/Tail/Turn Feature, Two Blue/Red, For GS Series Only	599.00
GSBTTAA	\$ Two Super-LED® DUO™ Warning Modules with Brake/Tail/Turn Feature, Two Amber/Red, For GS Series Only	599.00



GSPHOTO	Photocell Option for Hi/Low Power, No Charge when Ordered with Lightbar (Not for Use with Smoked or Colored Lens or with WCC92/WCC92SUB)	
GBCF*	Color Filter, Corner Module	6.15
GBLF*	Color Filter, Long Module	6.15
GBSF*	Color Filter, Short Module	6.15
WCC92SUB	Substitute WCC92 WeCan® Controller for WeCan Control Point, For Use with Legacy® Series Only (Not for Use with Photocell Option)	167.00
DELWCCP	Delete WeCan® Control Point (DEDUCT)	39.00
GBDSCBL	Driver Side Cable Exit	65.00
GB8ENDX	Smoked End Dome for 48" Lightbar Only, When Purchased with a Lightbar, Add Each	10.50
GB2ENDX	Smoked End Dome, for 44" or 54" Lightbar Only, When Purchased with a Lightbar, Add Each	10.50
GBCENTX	Smoked Center Dome for 54" Lightbar Only, When Purchased with a Lightbar, Add Each	10.50
GBDIVIDX	Smoked Divider, When Purchased with a Lightbar, Add Each	10.50

#### Liberty™ II Super-LED® Series Lightbars

Clear Outer Lens with Clear Dividers with Multiple Flash Patterns and Passenger Side Cable Exit. For Mounting Options, Use MKLP Located in the Optional Mounting Kits

Liberty™ II, SOLO™ IX & IG Low Current Series, Four Single Color Corner Modules. For use with Single Color Inboard Lighthead Options Only.

IX4****	44" Single Color, Red, Blue, Amber and/or White	1584.00
IX8****	48" Single Color, Red, Blue, Amber and/or White	1584.00
IX2****	54" Single Color, Red, Blue, Amber and/or White	1584.00
IG8****	48" Single Color, Red, Blue, Amber and/or White, with Center Section for 795H, Strobe or Center LED Warning	1668.00
IG2****	54" Single Color, Red, Blue, Amber and/or White, with Center Section for 795H, Strobe or Center LED Warning	1668.00

Liberty™ II, SOLO™ IW & IH WeCan® Series, Four Single Color Corner Modules, with Independent Control of each Lighthead. For use with Single Color Inboard Lighthead Options Only, except for a DUO+™ Rear Traffic Advisor™.

IW4****	44" Single Color, Red, Blue, Amber and/or White	1691.00
IW8****	48" Single Color, Red, Blue, Amber and/or White	1691.00
IW2****	54" Single Color, Red, Blue, Amber and/or White	1691.00
IH8****	48" Single Color, Red, Blue, Amber and/or White, with Center Section for 795H, Strobe or Center LED Warning	1774.00
IH2****	54" Single Color, Red, Blue, Amber and/or White, with Center Section for 795H, Strobe or Center LED Warning	1774.00

#### Liberty™ II, SOLO™, IX, IG, IH and IW Series Options


IWDL*	\$ One Single Color Long 6 Super-LED® Lighthead, Red, Blue, Amber or White	159.00
IWDS*	\$ One Single Color Short 3 Super-LED® Lighthead, Red, Blue, Amber or White	113.00
IBDL#	\$ One DUO+™ Color Interleaved Long Super-LED® Lighthead, Red, Blue, Amber and/or White, For use as a Rear DUO+™ Traffic Advisor™ IH and IW Series Only	299.00
IBDS#	\$ One DUO+™ Color Interleaved Short 6 Super-LED® Lighthead, Red, Blue, Amber and/or White, For use as a Rear DUO+™ Traffic Advisor™ IH and IW Series Only	159.00
IHDC*	\$ One Single Color 6-LED Double Reflector Lighthead, Red, Blue, Amber or White, for IG or IH Series Lightbar Only. Rear Center Mount Section Only	159.00
IJDC#	\$ One DUO+™ Color Interleaved Double Reflector Lighthead, Red, Blue, Amber and/or White, for IH Series Lightbar Only. Rear Center Mount Option Only, for use as a DUO+ Traffic Advisor™	299.00
IWTS3*	\$ One Short 3 Super-LED® Take Down Light and One Single Color Short 3 Super-LED® Lighthead, for Inboard Position in a 48" IW and IX Series Lightbar Only	175.00
ITLPF2	<b>NEW</b> Two Long ProFocus™ LED Take Down Lights, Programmable as Floodlights or Spotlights	399.00
ITL12	Two Long 12 Super-LED® Take Down Lights	408.00
ITL3	Two Long 3 Super-LED® Take Down Lights with Proclera® Silicone Optics	131.00
ITS3	Two Short 3 Super-LED® Take Down Lights	131.00
IA3	Two 3 Super-LED® Alley Lights, with 15° Horizontal Adjustment	131.00
ICF*	Color Filter, for Corner Module Only	6.15
ILF*	Color Filter, Long Module	6.15
ISF*	Color Filter, Short Module	6.15
IWTACNTL	Traffic Advisor™, Internal and External Harness and TACTL5, Lightheads purchased separately. When Purchased with Lightbar Only	568.00
IWBTTLED	Two LED Brake/Tail/Turn Lights, For WeCan® Series Only	190.00
IXBTTLED	Two LED Brake/Tail/Turn Lights, For IX Series Only	211.00
IWBTTBR	\$ Two Super-LED® DUO™ Warning Modules with Brake/Tail/Turn Feature, One Blue/Red & One Red/Red, For IW/IH Series Only	599.00
IWBTTBB	\$ Two Super-LED® DUO™ Warning Modules with Brake/Tail/Turn Feature, Two Blue/Red, For IW/IH Series Only	599.00
IWBTTAA	\$ Two Super-LED® DUO™ Warning Modules with Brake/Tail/Turn Feature, Two Amber/Red, For IW/IH Series Only	599.00
†† 795H	GTT Self-Contained Opticom™ IR LED Emitter, Factory Installed Only	2022.00
IJ795H	Installation (Pre-wired) of 795H in a Liberty™ II IG or IH Series Lightbar Only. Center Mount Option Only. No Charge when Purchased with 795H	
IJ795HN	<b>NEW</b> Installation (Pre-wired) of 795H in a Liberty™ II IG or IH Series Lightbar Only. Center Mount Option Only. For Customer Supplied Emitter.	85.00

All models are 12 Volt D.C. only unless otherwise noted above. For other voltages contact factory.

\* Replace symbol in model number with letter indicating lens color or LED color desired: A = Amber; B = Blue; C = Clear/White; R = Red; G = Green

# Replace symbol in model number with letter indicating SPLIT lens or LED color desired: D = Red/Clear or White; E = Blue/Clear or White; F = Amber/Clear or White; H = Green/Clear or White; J = Red/Blue; K = Red/Amber; L = Red/Green; M = Blue/Amber † (to be discontinued, check availability) †† NCNR (special order, check availability, non-cancelable, non-returnable) †! Indicate length desired: 5 foot, 6 foot, 7 foot or 8 foot \$ Indicates Lower Price



↓  - NCNR (special order, non-cancelable, non-returnable, check availability). See "Made-To-Order" Statement on Table of Contents Page of this Price List.

MODEL	DESCRIPTION	LIST
IJ795HT	Two Super-LED® Flashing Take-Down Lights and Installation (Pre-wired) of 795H in a Liberty™ II IG or IH Series Lightbar Only. Center Mount Option Only	131.00
IJ795HTN	<b>NEW</b> Two Super-LED® Flashing Take-Down Lights and Installation (Pre-wired) of 795H in a Liberty™ II IG or IH Series Lightbar Only. Center Mount Option Only. For Customer Supplied Emitter.	216.00
IJ500S	Strobe for Liberty™ II IG or IH Series Lightbar Only. Center Mount Option Only	227.00
IJ500ST	Two Super-LED® Flashing Take-Down Lights and a Strobe for Liberty™ II IG or IH Series Lightbar Only. Center Mount Option Only	397.00
IWTACBL	Traffic Advisor™, Internal and External Harness, for use with CCSRNTA, Lighthoods Purchased Separately. When Purchased with Lightbar Only	230.00
IBDSCBL	Driver Side Cable Exit	65.00
IWPHOTO	Photo Cell Option for Hi/Low Power, For IW Series Only, No Charge when Ordered with Lightbar (Not for Use with Smoked or Colored Lens or with WCC92/WCC92SUB)	
IXPHOTO	Photo Cell Option for Hi/Low Power, For IX Series Only, No Charge when Ordered with Lightbar (Not for Use with Smoked or Colored Lens or with WCC92/WCC92SUB)	
IJ8END#	Color End Dome with Alley Window, for 48" IG or IH Series Only, When Purchased with a Lightbar, Add Each	29.00
IJ2END#	Color End Dome with Alley Window, for 44" or 54" with Long Center Section, for IG, IH or IJ Series Only, When Purchased with a Lightbar, Add Each	29.00
IJCNT*	Color Center Dome for 48" or 54" IG or IH Series Only, When Purchased with a Lightbar, Add Each	14.00
IJ8ENDX	Smoked End Dome for 48" IG or IH Series Only, When Purchased with a Lightbar, Add Each	10.50
IJ2ENDX	Smoked End Dome, for 44" or 54" with Long Center Section, for IG, IH or IJ Series Only, When Purchased with a Lightbar, Add Each	10.50
IJCNTX	Smoked Center Dome for 48" or 54" IG or IH Series Only, When Purchased with a Lightbar, Add Each	10.50
IB4ENDX	Smoked End Dome, for 44" IX or IW Series Only, When Purchased with a Lightbar, Add Each	10.50
IB8ENDX	Smoked End Dome for 48" or 54" IX or IW Series Only, When Purchased with a Lightbar, Add Each	10.50
IBCNTX	Smoked Center Dome for 54" IX or IW Series Only, When Purchased with a Lightbar, Add Each	10.50
IBDIVIDX	Smoked Divider for IX, IG, IH or IW Series Only, When Purchased with a Lightbar, Add Each	10.50
WCC92SUB	Substitute WCC92 WeCan® Controller for WeCan Control Point, For Use with Liberty™ II WeCan® Series Only (Not for Use with Photocell Option)	167.00

**Liberty™ II, DUO+™ IB & IJ WeCan® Series and Options**, Four High Intensity Corner Modules, with Independent Color Control of each Lighthead.

IB4****	44" Single Color, Red, Blue, Amber or White	2162.00
IB8****	48" Single Color, Red, Blue, Amber or White	2162.00
IB2****	54" Single Color, Red, Blue, Amber or White	2162.00
IJ8****	48" Single Color, Red, Blue, Amber or White, with Center Section for 795H, Strobe or Center LED Warning	2243.00
IJ8####	48" DUO+™ Color, Red, Blue, Amber and/or White, with Center Section for 795H, Strobe or Center LED Warning	2243.00
IJ2****	54" Single Color, Red, Blue, Amber or White, with Center Section for 795H, Strobe or Center LED Warning	2243.00
IJ2####	54" DUO+™ Color, Red, Blue, Amber and/or White, with Center Section for 795H, Strobe or Center LED Warning	2243.00
IB4####	44" DUO+™ Color, Red, Blue, Amber and/or White	2162.00
IB8####	48" DUO+™ Color, Red, Blue, Amber and/or White	2162.00
IB2####	54" DUO+™ Color, Red, Blue, Amber and/or White	2162.00
IBDL*	\$ One Single Color Long 12 Super-LED® Lighthead, Red, Blue, Amber or White	299.00
IBDL#	\$ One DUO+™ Color Interleaved Long Super-LED® Lighthead, Red, Blue, Amber and/or White	299.00
IBDS*	\$ One Single Color Short 6 Super-LED® Lighthead, Red, Blue, Amber or White	159.00
IBDS#	\$ One DUO+™ Color Interleaved Short 6 Super-LED® Lighthead, Red, Blue, Amber and/or White	159.00
ITLFP2	<b>NEW</b> Two Long ProFocus™ LED Take Down Lights, Programmable as Floodlights or Spotlights	399.00
ITL12	Two Long 12 Super-LED® Take Down Lights	408.00
IJDC*	\$ One Single Color Double Reflector Lighthead, Red, Blue, Amber or White, for IJ Series Lightbar Only. Rear Center Mount Option Only	299.00
IJDC#	\$ One DUO+™ Color Interleaved 12-LED Double Reflector Lighthead, Red, Blue, Amber and/or White, for IJ Series Lightbar Only. Rear Center Mount Option Only	299.00
ITL3	Two Long 3 Super-LED® Take Down Lights with Proclera® Silicone Optics	131.00
ITS3	Two Short 3 Super-LED® Take Down Lights	131.00
IBTS3*	\$ One Short 3 Super-LED® Take Down Light and One Single Color Short 6 Super-LED® Lighthead, for Inboard Position in a 48" IB Series Lightbar Only	229.00
IBTS3#	\$ One Short 3 Super-LED® Take Down Light and One DUO+™ Interleaved Short Super-LED® Lighthead, for Inboard Position in a 48" IB Series Lightbar Only	229.00
IA3	Two 3 Super-LED® Alley Lights with 15° Horizontal Adjustment	131.00
ICF*	Color Filter, for Single Color Corner Module Only	6.15
ILF*	Color Filter, for Single Color Long Module Only	6.15
ISF*	Color Filter, for Single Color Short Module Only	6.15





††	795H	GTT Self-Contained Opticom™ IR LED Emitter, Factory Installed Only	2022.00
	IJ795H	Installation (Pre-wired) of 795H in a Liberty™ II IJ Series Lightbar Only. Center Mount Option Only. No Charge when Purchased with 795H	
	IJ795HN	<b>NEW</b> Installation (Pre-wired) of 795H in a Liberty™ II IJ Series Lightbar Only. Center Mount Option Only. For Customer Supplied Emitter.	85.00
	IJ795HT	Two Super-LED® Flashing Take-Down Lights and Installation (Pre-wired) of 795H in a Liberty™ II IJ Series Lightbar Only. Center Mount Option Only	131.00
	IJ795HTN	<b>NEW</b> Two Super-LED® Flashing Take-Down Lights and Installation (Pre-wired) of 795H in a Liberty™ II IJ Series Lightbar Only. Center Mount Option Only. For Customer Supplied Emitter.	216.00
	IJ500S	Strobe for Liberty™ II IJ Series Lightbar Only. Center Mount Option Only	227.00
	IJ500ST	Two Super-LED® Flashing Take-Down Lights and a Strobe for Liberty™ II IJ Series Lightbar Only. Center Mount Option Only	397.00
	IWBTTLED	Two LED Brake/Tail/Turn Lights, For WeCan® Series Only	190.00
	IBBTMMK	\$ Two Super-LED® TRIO™ Warning Modules with Brake/Tail/Turn Feature for 44" or 48" WeCan® Lightbars, One Blue/Amber/Red & One Red/Amber/Red, For IB/IJ Series Only	655.00
	IBBTMMK2	\$ Two Super-LED® TRIO™ Warning Modules with Brake/Tail/Turn Feature for 54" WeCan® Lightbar, One Blue/Amber/Red & One Red/Amber/Red, For IB/IJ Series Only	655.00
	IBBTMM	\$ Two Super-LED® TRIO™ Warning Modules with Brake/Tail/Turn Feature for 44" or 48" WeCan® Lightbars, Two Blue/Amber/Red, For IB/IJ Series Only	655.00
	IBBTMM2	\$ Two Super-LED® TRIO™ Warning Modules with Brake/Tail/Turn Feature for 54" WeCan® Lightbar, Two Blue/Amber/Red, For IB/IJ Series Only	655.00
	IBDSCBL	Driver Side Cable Exit	65.00
	IJ8END#	Color End Dome with Alley Window, for 48" IJ Series Only, When Purchased with a Lightbar, Add Each	29.00
	IJ2END#	Color End Dome with Alley Window, for 44" or 54" with Long Center Section, for IG, IH or IJ Series Only, When Purchased with a Lightbar, Add Each	29.00
	IJCNT*	Color Center Dome for 48" or 54" IJ Series Only, When Purchased with a Lightbar, Add	14.00
	IJ8ENDX	Smoked End Dome for 48" IJ Series Only, When Purchased with a Lightbar, Add Each	10.50
	IJ2ENDX	Smoked End Dome, for 44" or 54": with Long Center Section, for IG, IH or IJ Series Only, When Purchased with a Lightbar, Add Each	10.50
	IJCNTX	Smoked Center Dome for 48" or 54" IJ Series Only, When Purchased with a Lightbar, Add	10.50
	IB4ENDX	Smoked End Dome, for 44" IB Series Only, When Purchased with a Lightbar, Add Each	10.50
	IB8ENDX	Smoked End Dome for 48" or 54" IB Series Only, When Purchased with a Lightbar, Add Each	10.50
	IBCNTX	Smoked Center Dome for 54" IB Series Only, When Purchased with a Lightbar, Add	10.50
	IBDIVIDX	Smoked Divider for IB or IJ Series Only, When Purchased with a Lightbar, Add Each	10.50
	WCC92SUB	Substitute WCC92 WeCan® Controller for WeCan® Control Point, When Purchased with Liberty™ WeCan® Series Only (Not for Use with Photocell Option)	167.00
	IWPHOTO	Photo Cell Option for Hi/Low Power, No Charge when Ordered with Lightbar (Not for Use with Smoked or Colored Lens or with WCC92/WCC92SUB)	

#### Liberty™ II TRIO™ Series Super-LED® Lightbars

Includes Four Corner TRIO® Modules, Alley Lights and Clear Lens. 44" and 48" Lightbar Features 10 Inboard Modules and Two 3-LED Take-Down Lights. 54" Lightbar Features 14 Inboard Modules and Two 3-LED Take-Down Lights. (For Mounting Options, See Optional Mounting Kits).

#### Liberty™ II TRIO1 Series Super-LED® Lightbars, Red/Blue with White Illumination

††	I341	44"	5905.00
††	I381	48"	6217.00
††	I321	54"	6527.00

#### Liberty™ II TRIO2 Series Super-LED® Lightbars, Red/Blue with Traffic Advisor™ and White Illumination

††	I342	44"	5905.00
††	I382	48"	6217.00
††	I322	54"	6527.00

#### Liberty™ II TRIO3 Series Super-LED® Lightbars, Red and Blue Warning with Green Command Corners and White Illumination Inboard

††	I343	44"	6120.00
††	I383	48"	6433.00
††	I323	54"	6742.00

#### Liberty™ II TRIO4 Series Super-LED® Lightbars, Red and Blue Warning with Amber Traffic Advisor™ and Green Command Corners and White Illumination Front and Rear Inboard

††	I344	44"	6120.00
††	I384	48"	6433.00
††	I324	54"	6742.00

#### Liberty™ II TRIO5 Series Super-LED® Lightbars, Red/Blue with White Illumination to the Front and Rear Corners and Red/Blue/Amber Rear Inboards

††	I345	44"	5905.00
††	I385	48"	6217.00
††	I325	54"	6527.00

#### Liberty™ II TRIO6 Series Super-LED® Lightbars, Red/Blue with Green Corners and White Illumination Front Inboards and Red/Blue/Amber Rear Inboards

††	I346	44"	6120.00
††	I386	48"	6433.00

All models are 12 Volt D.C. only unless otherwise noted above. For other voltages contact factory.

\* Replace symbol in model number with letter indicating lens color or LED color desired: A = Amber; B = Blue; C = Clear/White; R = Red; G = Green

# Replace symbol in model number with letter indicating SPLIT lens or LED color desired: D = Red/Clear or White; E = Blue/Clear or White; F = Amber/Clear or White; H = Green/Clear or White; J = Red/Blue; K = Red/Amber; L = Red/Green; M = Blue/Amber † (to be discontinued, check availability) †† NCNR (special order, check availability, non-cancelable, non-returnable) ‡ Indicate length desired: 5 foot, 6 foot, 7 foot or 8 foot \$ Indicates Lower Price



↓ †† - NCNR (special order, non-cancelable, non-returnable, check availability). See "Made-To-Order" Statement on Table of Contents Page of this Price List.

MODEL	DESCRIPTION	LIST
†† I326	54"	6742.00
Liberty™ II, TRIO™ Series Options		
†† SUBI3T12	Substitute 12 Super-LED® Long Take-Downs for 3 Super-LED® Long Take-Downs with Proclera® Silicone Optics, for Liberty™ II TRIO™ Only	278.00

## Cenator™ Super-LED® Series Lightbars

Clear Outer Lens Standard with Multiple Flash Patterns and Passenger Side Cable Exit. (For Mounting Options, See Optional Cenator™ Mounting Kits). (Formerly Ceridian™ Super-LED® Series Lightbars)

### Cenator™ SOLO™ CV Standard Current Series Super-LED®, LIN6™

CV4****	42" Single Color, Red, Blue, Amber or White	1075.00
CV8****	48" Single Color, Red, Blue, Amber or White	1099.00
CV2****	54" Single Color, Red, Blue, Amber or White	1189.00

### Cenator™ SOLO™ CX Standard Current Series Super-LED®, LIN6+™

CX4****	42" Single Color, Red, Blue, Amber or White	1175.00
CX8****	48" Single Color, Red, Blue, Amber or White	1199.00
CX2****	54" Single Color, Red, Blue, Amber or White	1289.00

### Cenator™ SOLO™ CY WeCan® Series Super-LED® LIN6™

CY4****	42" Single Color, Red, Blue, Amber or White	1175.00
CY8****	48" Single Color, Red, Blue, Amber or White	1199.00
CY2****	54" Single Color, Red, Blue, Amber or White	1289.00

### Cenator™ DUO™ CB WeCan® Series Super-LED®, LIN6™

CB4####	42" DUO™ Color, Red, Blue, Amber and/or White	1275.00
CB8####	48" DUO™ Color, Red, Blue, Amber and/or White	1299.00
CB2####	54" DUO™ Color, Red, Blue, Amber and/or White	1389.00

### Cenator™ SOLO™ CP WeCan® Series Super-LED®, LIN6+™

CP4****	42" Single Color, Red, Blue, Amber or White	1275.00
CP8****	48" Single Color, Red, Blue, Amber or White	1299.00
CP2****	54" Single Color, Red, Blue, Amber or White	1389.00

### Cenator™ DUO™ CJ WeCan® Series Super-LED®, LIN6+™

CJ4####	42" DUO™ Color, Red, Blue, Amber and/or White	1375.00
CJ8####	48" DUO™ Color, Red, Blue, Amber and/or White	1399.00
CJ2####	54" DUO™ Color, Red, Blue, Amber and/or White	1489.00

### Cenator™ Super-LED® Series Options

CTDA	Two Super-LED® Take Downs, Two Work Lights or Two Alley lights, Maximum 4 Lamp Modules Total Per Bar	85.00
CFTD	Two Super-LED® Flashing Take Downs for Standard Current Lightbars Up To 60" Long, For use in CV and CX Series Only	110.00
CDC*	NEW One CON3™ Module, Red, Blue, Amber or White, Cannot be used with LIN6+™ Module	99.00
CDCF*	NEW Color Filter for CON3 Module, Red, Blue or Amber, Each	6.15
CDL*	One LIN6™ Module, Red, Blue, Amber or White, Cannot be used with LIN6+™ Module	129.00
CCFTR*	NEW Color Filter for LIN6™ and LIN6+™ Module, Red, Blue or Amber, Each	6.15
CDL#	One DUO™ LIN6™ Module, Red/Amber, Blue/Amber, Red/White, Blue/White, Amber/White or Red/Blue, Cannot be Used with LIN6+™ Lighthead	189.00
CDLP*	One LIN6+™ Module, Red, Blue, Amber or White, Cannot be used with LIN6™ or LIR3™ Module	209.00
CDLP#	One DUO™ LIN6+™ Module, Red/Amber, Blue/Amber, Red/White, Blue/White, Amber/White or Red/Blue, Cannot be Used with LIN6™ or LIR3™ Module	289.00
CDOMECB	Clear End Dome with Blue Color Top, When Purchased with a Lightbar, Add Each	10.50
CDOMECR	Clear End Dome with Red Color Top, When Purchased with a Lightbar, Add Each	10.50
CDOMEX	Smoked End Dome, When Purchased with a Lightbar, Add Each	10.50
CCNT1X	Smoked Center Dome, 6" Section, When Purchased with a Lightbar, Add Each	10.50
CCNT2X	Smoked Center Dome, 12" Section, When Purchased with a Lightbar, Add Each	10.50
CCNT3X	Smoked Center Dome, 18" Section, When Purchased with a Lightbar, Add Each	10.50
CCNT4X	Smoked Center Dome, 24" Section, When Purchased with a Lightbar, Add Each	10.50
CDIVIDX	Smoked Divider, When Purchased with Lightbar, Add Each	10.50
CCFTR*	Color Filter for LIN6™ or LIN6+™ Module, Red, Blue or Amber, Each	6.15
CSDSCBL	Driver Side Cable Exit, Standard Current	65.00
CSWDSCBL	Driver Side Cable Exit, SOLO™ WeCan® Series	65.00
CDWDSCBL	Driver Side Cable Exit, DUO™ and TRIO™ WeCan® Series	65.00
CTACBL	Traffic Advisor™ Includes Internal and External Harness, For Use with CenCom® with TA Driver Option, Lightheads Purchased Separately. When Purchased with Lightbar Only	230.00
CTACNTL	Traffic Advisor™ Includes Internal, External Harness and TACTL5, Lightheads Purchased Separately. When Purchased with Lightbar Only	568.00
CPHOTO	Photocell Option for WeCan® Models Only, No Charge when Ordered with WeCan® Lightbar, Not for use with WCC92/WCC92SUB	
CSWBTR8	Two Super-LED® DUO™ Warning Modules with Brake/Tail/Turn Feature for 42"- 48" WeCan® Lightbars, One Blue/Red & One Red/Red, For use in CP and CJ Series Only	578.00



	CSWBTTBB8	Two Super-LED® DUO™ Warning Modules with Brake/Tail/Turn Feature for 42" - 48" WeCan® Lightbars, Two Blue/Red, For use in CP and CJ Series Only	578.00
	CSWBTA8	Two Super-LED® DUO™ Warning Modules with Brake/Tail/Turn Feature for 42" - 48" WeCan® Lightbars, Two Amber/Red, For use in CP and CJ Series Only	578.00
	CDWBTK8	Two Super-LED® TRIO™ Warning Modules with Brake/Tail/Turn Feature for 42" - 48" WeCan® Lightbars, One Blue/Amber/Red & One Red/Amber/Red, For use in CP and CJ Series Only	738.00
	CDWBTTMM8	Two Super-LED® TRIO™ Warning Modules with Brake/Tail/Turn Feature for 42" - 48" WeCan® Lightbars, Two Blue/Amber/Red, For use in CP and CJ Series Only	738.00
	CSWBTTBR2	Two Super-LED® DUO™ Warning Modules with Brake/Tail/Turn Feature for 54" - 60" WeCan® Lightbars, One Blue/Red & One Red/Red, For use in CP and CJ Series Only	578.00
	CSWBTTBB2	Two Super-LED® DUO™ Warning Modules with Brake/Tail/Turn Feature for 54" - 60" WeCan® Lightbars, Two Blue/Red, For use in CP and CJ Series Only	578.00
	CSWBTA2	Two Super-LED® DUO™ Warning Modules with Brake/Tail/Turn Feature for 54" - 60" WeCan® Lightbars, Two Amber/Red, For use in CP and CJ Series Only	578.00
	CDWBTK2	Two Super-LED® TRIO™ Warning Modules with Brake/Tail/Turn Feature for 54" - 60" WeCan® Lightbars, One Blue/Amber/Red & One Red/Amber/Red, For use in CP and CJ Series Only	738.00
	CDWBTTMM2	Two Super-LED® TRIO™ Warning Modules with Brake/Tail/Turn Feature for 54" - 60" WeCan® Lightbars, Two Blue/Amber/Red, For use in CP and CJ Series Only	738.00
††	795H	GTT Self-Contained Opticom™ IR LED Emitter, Factory Installed Only	2022.00
	C795H2	Installation (Pre-Wire) of 795H in a 42" or 54" Cenator™ Center Position, No Charge When Purchased with a 795H Emitter	
	C795H2N	<b>NEW</b> Installation (Pre-Wired) of 795H in a 42" or 54" Cenator™ Center Position. For Customer Supplied Emitter.	85.00
	C795H8	Installation (Pre-Wire) of 795H in a 48" or 60" Cenator™ Center Position, No Charge When Purchased with a 795H Emitter	
	C795H8N	<b>NEW</b> Installation (Pre-Wired) of 795H in a 48" or 60" Cenator™ Center Position. For Customer Supplied Emitter.	85.00
	CSIGNL2	Lighted Sign for 48" Cenator™ Lightbars Only	315.00
	CSIGNL3	Lighted Sign for 42" and 54" Cenator™ Lightbars Only	315.00
	WCC92SUB	Substitute WCC92 WeCan® Controller for WeCan® Control Point, When Purchased with Cenator™ WeCan® Series Only (Not for Use with Photocell Option)	167.00

#### Cenator™ TRIO™ Series Linear Super-LED® Lightbars

Includes Four Corner LIN6+™ Super-LED® TRIO™ Modules, Take-Downs, Alley Lights and Clear Lens. Passenger Side Cable Exit. (For Mounting Options, See Optional Cenator™ Mounting Kits). (Formerly Ceridian™ Super-LED® Series Lightbars)

#### Cenator™ TRIO1 Series Linear Super-LED® Lightbars, Red/Blue with White Illumination

	C381	48", 12 Inboard TRIO™ Modules	5499.00
	C321	54", 14 Inboard TRIO™ Modules	6099.00

#### Cenator™ TRIO2 Series Linear Super-LED® Lightbars, Red/Blue with White Illumination to the Front and Rear Corners and Red/Blue/Amber Rear Inboards

	C385	48", 12 Inboard TRIO™ Modules	5499.00
	C325	54", 14 Inboard TRIO™ Modules	6099.00

#### Cenator™ Super-LED® Series Mounting Kit Options

For Use with Cenator™ Lightbars at Time of Purchase Only. (Formerly Ceridian™ Super-LED® Series Lightbars)

#### Cenator™ Super-LED® Series Mounting Kit Options

	CMK93	Chevy Tahoe PPV and SSV / 2015 - 2019 / 54"	79.00
	CMK101	<b>NEW</b> Chevy Silverado 1500 / 2019 / 54"	79.00
	CMK91	Chevy Silverado / 2017-2018 / 54"	79.00
	CMK82	Dodge Charger / 2016-2019 / 48"	79.00
	CMK85	<b>NEW</b> Dodge Durango / 2018 - 2019 / 48"	79.00
	CMK86	Ram 1500 / 2018 and Ram 1500 Classic / 2019 / 54" - 60"	79.00
	CMK105	<b>NEW</b> Ford Police Interceptor Utility / 2020 / 54"	79.00
††	CMK76	Ford Police Interceptor Sedan / 2016-2019 / 48"	79.00
	CMK83	Ford Police Interceptor Utility / 2014-2019 / 48" - 54"	79.00
	CMK98	Ford Expedition SSV / 2018-2019 / 54" - 60"	79.00
	CMK103	<b>NEW</b> Ford Expedition SSV (Roof Rack Mount) / 2018 - 2019 / 54" - 60"	79.00
	CMK88	Ford Fusion / 2017-2019 / 48"	79.00
	CMKAJ94	Ford F-150 / 2015-2019 and F-250/F-350/F-450/F-550 Super Duty / 2017-2019 / Adjustable Lightbar Mounting Foot Kit, Stainless Steel / 60"	89.00
	CMK104	<b>NEW</b> Ford Ranger / 2019 / 48"	79.00
	CMK99	<b>NEW</b> Toyota Camry / 2017-2019 / 48"	79.00
	CMK100	<b>NEW</b> Toyota Tundra / 2017-2019 / 54"	79.00
	CMK7	Permanent Mounting Kit / ALL	47.00
	CSTPK#	Straps and Bolts Only For Mounting Kit, For Use with CMK Only	95.00
	CMK29	Mounting Foot with Strap Hardware (Straps Purchased Separately)	55.00
	RCMK#	Replacement Mounting Kit Includes Feet, Hardware & Straps of your Choice	161.00
	RCMK29	Replacement Mounting Foot with Strap Hardware (Straps Purchased Separately)	95.00
	CMK9S	<b>NEW</b> Stud Mount Kit (2 Each), 48" - 54"	59.00
	CMK20S	<b>NEW</b> Stud Mount Kit (3 Each), 60"+	93.00

All models are 12 Volt D.C. only unless otherwise noted above. For other voltages contact factory.

\* Replace symbol in model number with letter indicating lens color or LED color desired: A = Amber; B = Blue; C = Clear/White; R = Red; G = Green

# Replace symbol in model number with letter indicating SPLIT lens or LED color desired: D = Red/Clear or White; E = Blue/Clear or White; F = Amber/Clear or White; H = Green/Clear or White, J = Red/Blue; K = Red/Amber; L = Red/Green; M = Blue/Amber † (to be discontinued, check availability) †† NCNR (special order, check availability, non-cancelable, non-returnable) †! Indicate length desired: 5 foot, 6 foot, 7 foot or 8 foot \$ Indicates Lower Price



↓ †† - NCNR (special order, non-cancelable, non-returnable, check availability). See "Made-To-Order" Statement on Table of Contents Page of this Price List.

## MODEL DESCRIPTION LIST

### Justice® Super-LED® WeCan® Series Lightbars

Black Base with Clear Outer Lenses Standard with Multiple Flash Patterns and Passenger Side Cable Exit. (For Mounting Options, See Optional Mounting Kits).

Justice® JV WeCan® Series Super-LED®, Includes Four Corner Linear-LED® Modules with 9 Super-LED®s Per Module.

JV4****	44" 4 Red, Blue, Amber and/or White	1472.00
JV8****	50.125" 4 Red, Blue, Amber and/or White	1541.00
JV2****	56.25" 4 Red, Blue, Amber and/or White	1616.00

Justice® JY WeCan® Series Super-LED®, Includes Four Corner Linear-LED® Modules with 6 Super-LED®s Per Module.

JY4****	44" 4 Red, Blue, Amber and/or White	1360.00
JY8****	50.125" 4 Red, Blue, Amber and/or White	1428.00
JY2****	56.25" 4 Red, Blue, Amber and/or White	1503.00

### Justice® WeCan® Series Options

JDC*	One CON3™, Red, Blue, Amber or White	104.00
JDH*	One LTR3™, for Use in Center Section Only, Red, Blue, Amber or White	104.00
JDL*	One LIN6™, Red, Blue, Amber or White	167.00
JDL#	One DUO™ LIN6™, Red/Amber or Blue/Amber, For use in Rear of Bar as a DUO™ Traffic Advisor™	176.00
JTLS1	Two LR11 Super-LED® Flashing Take-Down Lights with 15° Horizontal Adjustment	117.00
JALF1	Two LR11 Super-LED® Flashing Alley Lights with 15° Horizontal Adjustment	117.00
JDLF**	Two Red, Blue and/or Amber Flashing LR11 Super-LED® Modules in Alley Light Positions, with 15° Horizontal Adjustment	230.00
JCTLS1	One LR11 Super-LED® Flashing Take-Down Light, for Single Center Section, with 15° Horizontal Adjustment	70.00
JCTLS12	Two LR11 Super-LED® Flashing Take-Down Lights, for Two Center Sections, with 15° Horizontal Adjustment	117.00
JCTLS1D	One Dual LR11 Super-LED® Flashing Take-Down Lights, for Single Center Section, with 15° Horizontal Adjustment	117.00
JTDLED1	One Super High Intensity LED Take-Down, for Center Section of a 50" Lightbar	116.00
JTDLED2	Two Super High Intensity LED Take-Down Lights	230.00
JWLLED2	Two Super High Intensity LED Work Lights	230.00
JXALF1L	Two Super-LED® External Alley Lights, for Standard End Section	309.00
JXALF**L	Two Red, Blue and/or Amber Super-LED® Modules in External Alley Light Positions, for Standard End Section	259.00
JBTTLED	Two LED Brake/Turn/Tail Lights	195.00
JTA2W	Two Wire Control Traffic Advisor™, Standard Feature if Appropriate Number of Lightheads are Purchased	
JTACNTL	Traffic Advisor™ Includes Internal, External Harness and TACTL5, Lightheads Purchased Separately. When Purchased with Lightbar Only. For Use with CON3™ Center Module Only	568.00
JTACBL	Traffic Advisor™ Includes Internal and External Harness, for use with CCSRNTA3, Lightheads Purchased Separately. When Purchased with Lightbar Only. For Use with CON3™ Center Module Only	230.00
WCC9SUB	Substitute WCC9 WeCan® Controller for WeCan® Electronic Control Point Module. When Purchased with WeCan® JV & JY Series Lightbars Only, ADD	167.00
DELWCCP	Delete WeCan® Control Point, for use with JV and JY Series Only - DEDUCT	39.00
†† JDSCBL	Driver Side Cable Exit, in Place of Passenger Side	
JBULK18	Bulk Package of 18 Justice® Series Lightbars, In Place of Standard Individually Boxed Lightbars- DEDUCT	60.00



### Justice® Super-LED® Competitor™ Series Lightbars

Black Base with Clear Outer Lenses Standard. Standard Current Switching with Scan-Lock™ Flash Patterns, Pattern Override Mode and Passenger Side Cable Exit. (For Mounting Options, See Optional Mounting Kits).

Justice® JC Competitor™ Series Super-LED®, Includes Four Corner Linear-LED® Modules with 9 Super-LED®s Per Module.

JC4****	44" 4 Red, Blue, Amber and/or White	1133.00
JC8****	50.125" 4 Red, Blue, Amber and/or White	1220.00
JC2****	56.25" 4 Red, Blue, Amber and/or White	1305.00
JC0****	62.375" 4 Red, Blue, Amber and/or White	1404.00

Justice® JE Competitor™ Series Super-LED®, Includes Four Corner Linear-LED® Modules with 6 Super-LED®s Per Module.

JE4****	44" 4 Red, Blue, Amber and/or White	1020.00
JE8****	50.125" 4 Red, Blue, Amber and/or White	1107.00
JE2****	56.25" 4 Red, Blue, Amber and/or White	1191.00
JE0****	62.375" 4 Red, Blue, Amber and/or White	1289.00

### Justice® Competitor™ Series Options

JDC*	One CON3™, Red, Blue, Amber or White	104.00
JDH*	One LTR3™, for Use in Center Section Only, Red, Blue, Amber or White	104.00
JDL*	One LIN6™, Red, Blue, Amber and/or White	167.00
JHALF1	Two LR11 Super-LED® Steady-Burn Alley Lights with 15° Horizontal Adjustment	183.00
JHCTAL1C	One High Intensity Super-LED® Center-Mounted Steady-Burn Take-Down Light, for Single Center Section and Two LR11 Super-LED® Steady-Burn Alley Lights with 15° Horizontal Adjustment	263.00





	JHTDLED1	One High Intensity Super-LED® Center-Mounted Steady-Burn Take-Down Light, for Single Center Section	165.00
	JHTLS2	Two LR11 Super-LED® Steady-Burn Take-Down Lights with 15° Horizontal Adjustment	183.00
	JHCTLS1	Two LR11 Super-LED® Center-Mounted Steady-Burn Take-Down Lights with 15° Horizontal Adjustment for two center sections	183.00
	JHCTLS1D	One Dual LR11 Super-LED® Take-Down Light, for Single Center Section, with 15° Horizontal Adjustment	183.00
	JHTDALL1	Four LR11 Super-LED®, Two Steady-Burn Take-Down and Two Steady-Burn Alley Lights with 15° Horizontal Adjustment	285.00
	JHCTAL1	Four LR11 Super-LED®, Two Center-Mounted Steady-Burn Take-Down and Two Steady-Burn Alley Lights with 15° Horizontal Adjustment for two center sections	285.00
	JHCTAL1D	Four LR11 Super-LED®, One Dual LR11 Center-Mounted Steady-Burn Take-Down Light, for Single Center Section and Two Steady-Burn Alley Lights with 15° Horizontal Adjustment	285.00
	JHFLASH	Flasher for Flashing Take-Down or Flashing Work Lights, Please Specify	117.00
	JHBTLED	Two LED Brake/Tail/Turn Lights	276.00
	JTACNTL	Traffic Advisor™, Includes Internal and External Harness and TACTL5, Lighthead Purchased Separately. When Purchased with Lightbar Only. For Use with CON3™ Center Module Only	568.00
	JTACBL	Traffic Advisor™ Internal and External Harness, for use with CCSRNTA3, Lighthead Purchased Separately. When Purchased with Lightbar Only. For Use with CON3™ Center Module Only	230.00
††	JDSCBL	Driver Side Cable Exit, in Place of Passenger Side	
	DELOWCCP	Delete WeCan® Control Point, for use with Justice Competitor Series Plus Lightbars Only - DEDUCT	39.00
	JBULK18	Bulk Package of 18 Justice® Series Lightbars, In Place of Standard Individually Boxed Lightbars - DEDUCT	60.00

### Century™ Elite Series LED Lightbars

Century™ Elite Series LED Lightbars, Includes Four Corner Linear-LED® Modules.

	CE4****	44", 4 Red, Blue, Amber or White	900.00
	CE8****	50", 4 Red, Blue, Amber or White	979.00
<b>Century™ Elite Series Options</b>			
	CEDLX*	One Linear12™ LED Red, Blue, Amber or White	159.00
	CETAT8	Eight TIR Lamp Amber LED Traffic Advisor™, Requires No Special Control Head, For CE4, 44", Models Only	556.00
	CETAL5	Five LED Lamp Amber Linear-LED® Traffic Advisor™, Requires No Special Control Head, For CE8, 50", Models Only	785.00
	CTLS1	Two LR11 LED Take Down Lights	117.00
	CALF1	Two LR11 LED Alley Lights	117.00



### Towman's™ Super-LED® Series Lightbars

Individual Control of Front and/or Rear Lighthead. All Models Include 4 Corner Amber Linear-LED® Modules, LED Work Lights, LED Brake/Tail/Turn Lights.

Towman's™ Freedom® IV Series, Includes LED Brake/Tail/Turn and LED Work Lights

	F40BAAAA	60" Long, Low Current, 3 Slide Bolt Mounting Brackets, Amber, and Eight Inboard Modules	4685.00
	F4EDLA	One Single Color Long Economy DYAD™ Lighthead, Amber	130.00

Towman's™ Liberty™ II WeCan® Series

	IW0BAAAA	60" Long, 4 Slide Bolt Mounting Brackets, Amber, Four Corner and Six Inboard	3490.00
	IWDL*	\$ One Single Color Long 6 Super-LED® Lighthead, Amber, Blue, Red or White	159.00
	IWDS*	\$ One Single Color Short 3 Super-LED® Lighthead, Amber, Blue, Red or White	113.00

Towman's™ Justice® Competitor™ Series, Includes Brake/Turn/Tail and LED Work Lights Unless Specified.

	JF0TAAAA	62.375" Long, 3 Slide Bolt Mounting Brackets, Amber	1552.00
	JF0BAAAA	62.375" Long, 3 Slide Bolt Mounting Brackets, Amber and 6 CON3™ Amber	1828.00
	JF0DAAAA	62.375" Long, 3 Slide Bolt Mounting Brackets, Amber with a Five CON3™ Traffic Advisor™, No Work Lights	2177.00
	JF0FAAAA	62.375" Long, 3 Slide Bolt Mounting Brackets, Amber with 16 CON3™ Amber, No Work Lights	2196.00
	JF01AAAA	62.375" Long, 2 "U" Mounting Brackets with Plug and Play Harness, Amber and 6 CON3™ Amber	1828.00
	JF02AAAA	62.375" Long, 2 "U" Mounting Brackets with Plug and Play Harness, Amber and 6 CON3™ Amber, Includes Identification Light	1956.00
	JDC*	One CON3™, Amber, Blue, Red or White	104.00

Towman's™ Century™ Series

	CW0BAAAA	60" Long, 3 Slide Bolts Mounting Brackets, Amber with 4 Amber Inboard Modules	1569.00
	CDT6A	Optional, One Amber TIR6™ Inboard Module	71.00
	CEDLXA	One Amber LIN12™ Super-LED®	159.00



### NFPA Lightbars

Meeting NFPA 1901 Zone "A" Upper Lighting Requirements, For Available Options, Contact Factory. (For Mounting Options, See Optional Mounting Kits).

NFPA Edge® Freedom® IV F4N Low Current DYAD™ Series Linear Super-LED® Lightbars, ZONE "A" UPPER, All Models Include Clear Outer Lens, Freight Surcharge May Apply.

	F4N2VLED	55", Four Red Corners and Four Front (2 Red/2 White)	2790.00
	F4N0VLED	60", Four Red Corners and Four Front (2 Red/2 White)	3269.00

All models are 12 Volt D.C. only unless otherwise noted above. For other voltages contact factory.

\* Replace symbol in model number with letter indicating lens color or LED color desired: A = Amber; B = Blue; C = Clear/White; R = Red; G = Green

# Replace symbol in model number with letter indicating SPLIT lens or LED color desired: D = Red/Clear or White; E = Blue/Clear or White; F = Amber/Clear or White; H = Green/Clear or White; J = Red/Blue; K = Red/Amber; L = Red/Green; M = Blue/Amber † (to be discontinued, check availability) †† NCNR (special order, check availability, non-cancelable, non-returnable) †! Indicate length desired: 5 foot, 6 foot, 7 foot or 8 foot \$ Indicates Lower Price

↓ †† - NCNR (special order, non-cancelable, non-returnable, check availability). See "Made-To-Order" Statement on Table of Contents Page of this Price List.

MODEL	DESCRIPTION	LIST
F4N7VLED	72", Four Red Corners and Four Front (2 Red/2 White)	3269.00
F4N2QLED	55", Two Red Front Corners and Four Front (2 Red/2 White) and Two End Red, Square Ends	2790.00
F4N0QLED	60", Two Red Front Corners and Four Front (2 Red/2 White) and Two End Red, Square Ends	3269.00
F4N7QLED	72", Two Red Front Corners and Four Front (2 Red/2 White) and Two End Red, Square Ends	3269.00
F4NMINI	Two 21.5" Mini Freedom® IVs, Each Lightbar Consists of Two Red Front Corners, Two Front Center White and One Red End, Sold in Pairs	3306.00
<b>NFPA Justice® Series Super-LED®, ZONE "A" UPPER, All Models Include Clear Outer Lens.</b>		
JE2NFPA	56", Four Corner Red Linear-LED®s, Six Front CON3™s (4 Red/2 White)	1828.00
JE0NFPA	62", Four Corner Red Linear-LED®s, Six Front CON3™s (4 Red/2 White)	1912.00
<b>Options for NFPA Lightbars</b>		
MKEZ7	1-1/2" Permanent Mount / ALL	47.00
MK8H	5" Permanent Mount (Cast Aluminum) / ALL / ALL	118.00
MK9S	Slide Bolt Brackets For Flat Surface Mounting (2 ea.) 48"/52"	59.00
MK20S	Slide Bolt Brackets For Flat Surface Mounting (3 ea.) 60"/72"	93.00



## 4500 Series Surface Mount Lightbars

**4500 Plus Super-LED® Build-A-Bar™ Series**, Not All Options Available on All Lightbars, 4500B Series is a Build-A-Bar, All Inner Lighthoods Purchased Separately.

†† 45B±±	4500 Series Build-A-Bar™, ±± Insert Length 38" or 44" Long	359.00
†† 45B52	4500 Series Build-A-Bar™, 52" Long	457.00
†† 45B52*	4500 Series Build-A-Bar™, 52" Long, with Center-Mounted LED ICC Lights, Replace * with Color of ICC light, A = Amber or R = Red	457.00
†† 45B±±	4500 Series Build-A-Bar™, ±± Insert Length 60" or 72" Long	666.00
†† 45B±±*	4500 Series Build-A-Bar™, ±± Insert Length 60" or 72" Long, with Center-Mounted LED ICC Lights, Replace * with Color of ICC light, A = Amber or R = Red	666.00
†† 45B±±	4500 Series Build-A-Bar™, ±± Insert Length 76" Long	730.00
†† 45B±±*	4500 Series Build-A-Bar™, ±± Insert Length 76" Long, with Center-Mounted LED ICC Lights, Replace * with Color of ICC light, A = Amber or R = Red	730.00
†† 45B±±	4500 Series Build-A-Bar™, Insert Length 82", 84", 86", 88" or 90" Long, Freight Surcharge May Apply	827.00
†† 45B±±*	4500 Series Build-A-Bar™, Insert Length 82", 84", 86", 88" or 90" Long, with LED ICC Lights, Replace * with Color of ICC light, A = Amber or R = Red, Freight Surcharge May Apply	827.00
†† 45KFL	Interior KKK Front Super-LED® Lighting Package, Includes Two Corner Red, Two 400 Series Red and Two 400 Series White Linear-LED®s	1569.00
†† 45KRL	Interior KKK Rear Super-LED® Lighting Package, Includes Two Corner Red, Two 400 Series Red, Two 400 Series Amber Linear-LED®s and Halogen Load Lights	1937.00
†† 45DLOUTA	Delete Outboard Two Amber ICC Lights Only	
†† 45DLOUTR	Delete Outboard Two Red ICC Lights Only	
†† 45DLCNTA	Delete Center Amber ICC Light Only	
†† 45DLCNTR	Delete Center Red ICC Light Only	
†† 45CL*	Add One Single Color Corner Linear-LED® Lighthouse, Amber, Blue, Red or White	272.00
†† 45ADRB*	ROTA-BEAM™ Super-LED® Beacon, Red, Blue, Amber or White	416.00
†† 45FL*	Add One Single Color 400 Series Linear-LED® Lighthouse, Amber, Blue, Red or White	246.00
†† 45ADL8*	Add One Single Color 700 Series Super-LED® Lighthouse (Flashing), Red, Blue or Amber	246.00
†† 45ADLS8*	Add One Single Color 700 Series Super-LED® Lighthouse (Steady), Amber, Blue, Red or White (Flasher Purchased Separately)	246.00
†† 45FLASH	Add One Internal Flasher & Harness Only, For up to Two 400 or 700 Series Linear-LED® Super-LED® Lighthoods	95.00
†† 45KFH	Interior KKK Front Halogen Lighting Package, Includes Three Halogen Modules	412.00
†† 45KRH	Interior KKK Rear Halogen Lighting Package, Includes Three Halogen Modules and Two Load Lights	573.00
†† 45LRLOAD	Add a Pair of Triple (6 LR11's total) LR11 Super-LED® Load Lights	485.00
†† 45ADDDHAL	Add One 700 Series Halogen Lighthouse	152.00
†† 45ADDSTR	Add One 700 Series Strobe Lighthouse	163.00
†† 45ADDAST	Add One Outboard Angled Strobe Lighthouse	163.00
†† 45ADROTA	Add One Rotator	122.00
†† 795H	GTT Self-Contained Opticom™ IR LED Emitter, Factory Installed Only	2022.00
†† 45795H	Installation of 795H in a 4500 Series Lightbar, No Charge when Purchased with 795H	
†† 45795HN	<b>NEW</b> Installation (Pre-wired) of 795H in a 4500 Series Lightbar. For Customer Supplied Emitter.	85.00

## Options, Mounting Kits

For Legacy®, Freedom® IV, Justice® & Liberty™ II Model/Year/Length, Available at Time of Lightbar Purchase ONLY. (For Mounting Kit Options and Replacement Strap & Mounting Kits, See Replacement Parts, Mounting Kits & Strap Kits).

Chevrolet, with Lightbar Purchase Only.

MKEZ95	Colorado / 2015-2019 / Legacy®, Liberty™ II and Freedom® IV 48"-50" or Justice 55"	79.00
MKEZ96	Suburban (Roof Rack Mount) / 2015-2019 / 55"-60"	79.00



	MKEZ101	NEW Silverado 1500 / 2019 / 54"-56"	79.00
††	MKEZ45	Silverado Pickup / 1999-2006 (2007 Classic) / 54"-56"	79.00
	MKEZ91	† Silverado 1500 / GMC 1500 Pickup / 2014-2018 / 54"-56"	79.00
	MKEZ93	Tahoe / 2015-2019 / 54"-56"	79.00
<b>Dodge, with Lightbar Purchase Only.</b>			
††	MKEZ69	Charger / 2005-2010 / 48"-50"	79.00
	MKEZ82	Charger / 2011-2019 / 48"-50"	79.00
	MKEA84	Charger / 2011-2019 / 43"-44"	105.00
††	MKEA69	Charger Low Profile Adjustable / 2005-2010 / 43"-44"	105.00
	MKEZ85	Durango / 2011-2019 / 48"-50"	79.00
††	MKEZ62	Durango / 2004-2010 / 48"-50"	79.00
††	MKAJ62	Durango, Adjustable Leveling Foot / 2004-2010 / 48"-50"	89.00
	MKEZ79	† Ram 1500-3500 / 2010-2011 / 54"-56"	79.00
	MKEZ86	Ram 1500 / 2012-2018 / Ram 1500 Classic / 2019 / 54"-56"	79.00
	MKEZ102	NEW Ram 1500 / 2019 (Not for the 2019 Ram 1500 Classic) / 54"-56"	79.00
<b>Ford, with Lightbar Purchase Only.</b>			
	MKEZ89	Escape / 2013-2019 / 48"-50"	79.00
††	MKEZ38	Excursion, For Edge® Series / 2000-2006 / 55"-60"	79.00
††	MKEZ74	† Expedition (Low Profile Rack Mount) / 2007-2017 / 54"-56"	79.00
††	MKEZ60	† Expedition / 2003-2017 / 54"-56"	79.00
	MKEZ98	Expedition (Roof Rack Mount) / 2018-2019 / Liberty™ II 54", Legacy® 54", Freedom® IV 55", Justice® 62"	79.00
	MKAJ98	Expedition / 2018-2019 / 54"-56"	89.00
	MKEZ94	F-150 / 2015-2019 / Liberty™ II 59", Freedom® IV 60", Justice® 62"	79.00
	MKAJ94	F-150 / 2015-2019 / Liberty™ II 54", Legacy® 54", Freedom® IV 55" and Justice® 62"	89.00
	MKEA94	F-150 / 2015-2019 / Original Liberty™ 54" (Not Liberty™ II) or Justice® 56"	105.00
††	MKEZ61L	F-150 / 2004-2014 / 54"-56"	79.00
††	MKEZ61	F-150 / 2004-2014 / 60"	79.00
	MKEZ94	F-250/F-350/F-450/F-550 Super Duty / 2017-2019 / Liberty™ II 59", Freedom® IV 60", Justice® 62"	79.00
	MKAJ94	F-250/F-350/F-450/F-550 Super Duty / 2017-2019 / Liberty™ II 54", Legacy® 54", Freedom® IV 55", Justice® 62"	89.00
††	MKEZ38	F-250/F-350/F-450/F-550 Super-Duty / 1999-2016 / 60", Edge® Only	79.00
††	MKEZ38L	F-250/F-350/F-450/F-550 Super-Duty / 1999-2016 / 54", Edge® Only	79.00
	MKEZ88	Fusion / 2013-2019 / 48"- 50"	79.00
††	MKEA76	Police Interceptor Sedan / 2013-2019 / 43"-44"	105.00
††	MKEZ76L	Police Interceptor Sedan / 2013-2019 / 48"-50"	79.00
	MKEZ105	NEW Police Interceptor Utility / 2020 / 54"-56"	79.00
	MKAJ105	NEW Police Interceptor Utility, Adjustable Leveling Foot / 2020 / Liberty™ II, Legacy®, Freedom® IV 48"-55" and Justice® 56"	89.00
	MKEZ83	Police Interceptor Utility / 2013-2019 / 48"-55"	79.00
	MKEZ104	NEW Ranger / 2019 / 48" - 50"	79.00
	MKAJ104	NEW Ranger, Adjustable Leveling Foot / 2019 / 48" - 50"	89.00
<b>Toyota, with Lightbar Purchase Only.</b>			
	MKEZ99	NEW Camry / 2017-2019 / 48"-50"	79.00
	MKEZ97	Tacoma / 2016-2019 / 48"	79.00
	MKEZ100	NEW Tundra / 2017-2019 / 54"-56"	79.00
<b>Permanent Mount, with Lightbar Purchase Only.</b>			
	MKEZ7	1-1/2" Permanent Mount / ALL	47.00
	MKAJ7	Adjustable Leveling Foot for 1-1/2" Permanent Mount / ALL	73.00
	MK8H	5" Permanent Mount (Cast Aluminum) / ALL / ALL	118.00
	MK9S	Slide Bolt Brackets for Flat Surface Mounting (2 ea.) 48"-55"	59.00
	MK20S	Slide Bolt Brackets for Flat Surface Mounting (3 ea.) 60+"	93.00
	MKEZ29	1-1/2" Mounting Foot with Strap Hardware (Straps Purchased Separately)	55.00
	MKEA29	Low Profile Adjustable Foot with Strap Hardware (Straps Sold Separately)	84.00
	MK7SS2	Stainless Steel Heavy Duty 10° Adjustable Permanent Mount Feet, Low	189.00
	MK7SS4	Stainless Steel Heavy Duty 10° Adjustable Permanent Mount Feet, High	215.00

#### Replacement Parts, Mounting Kits & Strap Kits

Replace # with the Vehicle # Listed Above.

#### Replacement Strap Kits & Mounting Kits

	RMKEZ#	Replacement Mounting Kit Includes Feet, Hardware & Straps of your Choice	161.00
	RMKEZ29	Replacement 1 1/2" Mounting Foot with Strap Hardware (Straps Purchased Separately)	95.00
	RMKEA29	Replacement MKEA29 Mounting Foot with Strap Hardware (Straps Purchased Separately)	118.00
	STPKT#	Straps and Bolts Only for Mounting Kit, For Use with MKEZ or MKAJ Only	95.00
††	STPEA69	Straps and Bolts Only for MKEA69 Mounting Kit, Charger / 2005-2010	95.00
	RMKEZ7	Replacement 1-1/2" Permanent Mounting Kit #7	95.00
	RMK9S	Replacement Slide Bolt Mounting Kit #9S (2 ea.)	95.00
	RMK20S	Replacement Slide Bolt Mounting Kit #20S (3 ea.)	128.00
	RMK8H	Replacement 5" Riser Mounting Kit #8H	134.00

All models are 12 Volt D.C. only unless otherwise noted above. For other voltages contact factory.

\* Replace symbol in model number with letter indicating lens color or LED color desired: A = Amber; B = Blue; C = Clear/White; R = Red; G = Green

# Replace symbol in model number with letter indicating SPLIT lens or LED color desired: D = Red/Clear or White; E = Blue/Clear or White; F = Amber/Clear or White; H = Green/Clear or White; J = Red/Blue; K = Red/Amber; L = Red/Green; M = Blue/Amber † (to be discontinued, check availability) †† NCNR (special order, check availability, non-cancelable, non-returnable) †! Indicate length desired: 5 foot, 6 foot, 7 foot or 8 foot \$ Indicates Lower Price

↓ †† - NCNR (special order, non-cancelable, non-returnable, check availability). See "Made-To-Order" Statement on Table of Contents Page of this Price List.

MODEL	DESCRIPTION	LIST
RMKAJ#	Replacement Adjustable Leveling Foot, Includes Feet, Hardware and Choice of Strap # 16, 52, 54, 62, 71 or 72	180.00
NOTE	All straps are special ordered and NON-RETURNABLE. Some modification may be required by the end user to adapt these straps to fit exact vehicle roof line and door jamb positions. This list is intended as a GUIDE ONLY to assist in obtaining the closest strap for vehicle make and fit, and DOES NOT GUARANTEE an exact fit in every case.	

## Options, Low Profile Mounting Kits For Legacy® and Liberty II™ Series Lightbars Only

### Chevrolet, with Lightbar Purchase Only.

MKLP95	Colorado / 2015 - 2019 / 48"-50"	112.00
MKLP91	† Silverado 1500 / GMC 1500 Pickup / 2015-2018 / 54"-56"	112.00
MKLP93	Tahoe / 2015-2019 / 54"-56"	112.00

### Dodge, with Lightbar Purchase Only.

MKLP82	Charger / 2011-2019 / 48"-50"	112.00
MKLP102	NEW Ram 1500 / 2019 (Not for the 2019 Ram 1500 Classic) / 54"-56"	112.00
MKLP86	Ram 1500 / 2012-2018 / Ram 1500 Classic / 2019 / 54"-56"	112.00

### Ford, with Lightbar Purchase Only.

†† MKLP38	F-250/F-350/F-450/F-550 Super Duty / 1999-2016 / 55"-60"	112.00
MKLP88	Fusion / 2013-2019 / 48"-50"	112.00
†† MKLP76	Police Interceptor Sedan / 2013-2019 / 48"-50"	112.00
MKLP83	Police Interceptor Utility / 2013-2019 / 48"-55"	112.00
MKLP104	NEW Ranger / 2019 / 48" - 50"	112.00

### Toyota, with Lightbar Purchase Only.

MKLP99	NEW Camry / 2017-2019 / 48"	112.00
MKLP97	Tacoma / 2016-2019 / 48"	112.00



## Replacement Parts, Low Profile Mounting Kits & Strap Kits For Legacy® Series Lightbars Only

### Replacement Strap Kits & Low Profile Mounting Kits

MKLP7	Low Profile Permanent Mounting Foot, When Purchased with Lightbar	103.00
MKLP29	Replacement 1 1/2" Low Profile Mounting Foot with Strap Hardware (Straps Purchased Separately)	94.00
RMKLP#	Replacement Low Profile Mounting Foot, Include Feet, Hardware and Straps of your Choice	161.00
STPLP#	Straps and Bolts, Use With MKLP Only	95.00
NOTE	All straps are special ordered and NON-RETURNABLE. Some modification may be required by the end user to adapt these straps to fit exact vehicle roof line and door jamb positions. This list is intended as a GUIDE ONLY to assist in obtaining the closest strap for vehicle make and fit, and DOES NOT GUARANTEE an exact fit in every case.	

## 24 VDC Products

Refer to Series Section for Options. For other 24 VDC Models that are Not Listed Below, Contact Factory for Pricing and Availability.

### Super-LED® Beacons, 24 VDC

†† L31H*F4	L31 Super-LED® Beacon, Class 1, High Dome, Amber, Blue or Red, Flat Mount, Cast Base	599.00
†† L32L*F4	L32 Super-LED® Beacon, Class 1 in Amber, Class 2 in Red or Blue, Low Dome, Amber, Blue or Red, Flat Mount, Cast Base	398.00
†† L21H*P4	L21 Super-LED® Beacon, Class 1, High Dome, Amber or White, Perm/Pipe/"J" Hook Mount, Polycarbonate Base	343.00
†† L21L*P4	L21 Super-LED® Beacon, Class 1, Low Dome, Amber or White, Perm/Pipe/"J" Hook Mount, Polycarbonate Base	343.00
†† L22H*P4	L22 Super-LED® Beacon, Class 2 Amber, High Dome, Amber, Blue, Red or White, Perm/Pipe/"J" Hook Mount, Polycarbonate Base	198.00
†† L22L*P4	L22 Super-LED® Beacon, Class 2 Amber, Low Dome, Amber, Blue, Red or White, Perm/Pipe/"J" Hook Mount, Polycarbonate Base	198.00
†† L10HAP4	L10 Super-LED® Beacon, Class 1, High Dome, Amber, Perm/Pipe Mount, Polycarbonate Base	164.00
†† L10LAP4	L10 Super-LED® Beacon, Class 1, Low Dome, Amber, Perm/Pipe Mount, Polycarbonate Base	164.00

### Lightheads, 24 VDC

†† 0SU0EDCR	0S Series White Illumination Light, Clear Lens	40.00
†† 20U0CDCR	4" Round, 2G Series, Compartment Light, Level 3 Intensity, Optional Mounting Kit Purchased Separately	138.00
†† 3SU00FCR	3" Round Super-LED®, Flashing, White with Clear Lens	75.00
†† 3SS00FAR	3" Round Super-LED®, Flashing, Amber with Amber Lens	75.00
†† 3SW00FRR	3" Round Super-LED®, Flashing, Red with Red Lens	75.00
†† 50S03ZAR	500 Series TIR6™ Super-LED®, Amber with Amber Lens	167.00
†† 50T03ZBR	500 Series TIR6™ Super-LED®, Blue with Blue Lens	167.00
†† 50W03ZRR	500 Series TIR6™ Super-LED®, Red with Red Lens	167.00
†† 60U0EHCR	6" Round Surface Mount, Super-LED® Ambulance Interior Light	204.00



††	7SU0ENZR	700 Series, Gradient Opti-Scenelight™, Surface Mount (Consider SurfaceMax™ C7 Series)	309.00
††	9SU0ENZR	900 Series, Gradient Opti-Scenelight™, Surface Mount, Includes Flange (Consider SurfaceMax™ C9 Series)	546.00
††	90BTT4	900 Series, 5mm Brake/Tail/Turn, 2 Flash Patterns	389.00
††	C6SL4	<b>NEW</b> C6 SurfaceMax™ Scenelight	309.00
††	C7SL4	<b>NEW</b> C7 SurfaceMax™ Scenelight	309.00
††	C9SL4	C9 SurfaceMax™ Scenelight, Includes Chrome Flange	546.00
††	IONSM*4	\$ ION™ Series Surface Mount, Red, Blue, Amber or White, Black Housing	140.00
††	WIONSM*4	\$ ION™ Series, Wide Angle Surface Mount, Red, Blue, Amber or White, Black Housing	140.00
††	WIONSC*4	\$ ION™ Series, Wide Angle Surface Mount, Red, Blue, Amber or White, Chrome Housing	190.00
††	LINZ6*24	† LINZ6™ Series Super-LED®, Red, Blue, Amber or White, with Clear Lens	169.00
††	M2*24	M2 Series Super-LED® with Scan-Lock™ Flash Patterns, Red, Blue, Amber or White, with Color Lens	174.00
††	M2W*24	M2 Series Super-LED®, Warning, Wide Angle, Red, Blue, Amber or White, with Color Lens	174.00
††	M2W*C24	M2 Series Super-LED®, Warning, Wide Angle, Red, Blue, Amber or White, with Clear Lens	174.00
††	M4*24	M4 Series Super-LED® with Scan-Lock™ Flash Patterns, Red, Blue, Amber or White, with Color Lens	188.00
††	M6*24	M6 Series Super-LED® with Scan-Lock™ Flash Patterns, Red, Blue, Amber or White, with Color Lens	229.00
††	M6*C24	M6 Series Super-LED® with Scan-Lock™ Flash Patterns, Red, Blue, Amber or White, with Clear Lens	229.00
††	M6V2*4	M6 Super-LED® V-Series™, Combination 180° Warning and Perimeter Light, Scan-Lock™ Flash Patterns with Color Outer Lens over the Warning Light. Optional Mounting Flanges Purchased Separately	601.00
††	M6BTT24	M6 Series Brake/Tail/Turn, Red Lens	167.00
††	M6BUW24	M6 Series Back-Up, Clear Lens	223.00
††	M6ZC24	M6 Series Super-LED® Gradient Scene Light	386.00
††	M6T24	M6 Series Amber Turn Signal, Sequential Arrow, Amber Lens	145.00
††	M7*24	M7 Series Super-LED® with Scan-Lock™ Flash Patterns, Red, Blue, Amber or White, with Color Lens	229.00
††	M7ZC24	M7 Series Super-LED® Gradient Scenelight	229.00
††	M9*24	M9 Series Super-LED® with Scan-Lock™ Flash Patterns, Red, Blue, Amber or White, with Color Lens	343.00
††	M9V2*4C	M9 Super-LED® V-Series™, Combination 180° Warning and Scene Light, Scan-Lock™ Flash Patterns with Color Outer Lens over the Warning Light, Includes Chrome-Plated Flange	903.00
††	M9V2*4B	M9 Super-LED® V-Series™, Combination 180° Warning and Scene Light, Scan-Lock™ Flash Patterns with Color Outer Lens over the Warning Light, Includes Black Flange	895.00
††	MCRNS*4	\$ Micron™ Series Super-LED® with Scan-Lock™ Flash Patterns, Red, Blue, Amber or White, Black Flange	127.00
††	NP6B4W	Pioneer™ Nano Work/Scene Lights, 6-LED, with Bail Mount, White	260.00
††	NP6B4B	Pioneer™ Nano Work/Scene Lights, 6-LED, with Bail Mount, Black	260.00
††	MPB4B	Micro Pioneer™ Super-LED® Work Light, Bail/Stud Mount, Black Housing	421.00
††	MPB4W	Micro Pioneer™ Super-LED® Work Light, Bail/Stud Mount, White Housing	421.00
††	MPP4W	Micro Pioneer™ Super-LED® Work Light, Low Profile Pedestal/Swivel Mount, White Housing	579.00
††	MPR4W	Micro Pioneer™ Super-LED® Work Light, Straight Recessed Mount, White Housing	516.00
††	PELCB4	Perimeter Enhancement Light, White Super-LED®, Black Housing	210.00
††	PELCC4	Perimeter Enhancement Light, White Super-LED®, Chrome Housing	210.00
††	PFH14	Single Panel, Pioneer Plus™, Super-LED® Flood Light, White Housing	858.00
††	PFH24	Dual Panel, Pioneer Plus™, Super-LED® Flood Light, White Housing	1497.00
††	PCH14	Single Panel Pioneer™ Combination Flood/Spot with Proclera® Silicone Optics	858.00
††	PFH1P04	Single Panel Pioneer Plus™ with Pole/Pedestal Mount Adapter	1100.00
††	PCH14P	Single Panel Pioneer™ with Pole/Pedestal Mount Adapter, Combination Flood/Spot with Proclera® Silicone Optics, White Housing	1100.00
††	PCH14P1	Single Panel Pioneer™ with Pole/Pedestal Mount Adapter and On/Off Switch, Combination Flood/Spot with Proclera® Silicone Optics, White Housing	1126.00
††	PCH24	Dual Panel Pioneer™ Combination Flood/Spot with Proclera® Silicone Optics, White Housing	1497.00
††	PCH24P	Dual Panel Pioneer™ with Pole/Pedestal Mount Adapter, Combination Flood/Spot with Proclera® Silicone Optics, White Housing	1741.00
††	PCH24P1	Dual Panel Pioneer™ with Pole/Pedestal Mount Adapter and On/Off Switch, Combination Flood/Spot with Proclera® Silicone Optics, White Housing	1766.00
††	PFBP12C4	PAR-36 Round 12-Super-LED® Flood Light, With Pedestal/Swivel Mount and an On/Off Switch, Chrome Rear Cover	453.00
††	P46HHS4	\$ PAR-46, Super-LED® Hand Held Spotlight, Includes Cigar Cord, On/Off Switch and Magnet	476.00
††	VTX609*4	\$ Vertex™, Omni Directional Lighthouse, Red, Blue, Amber or White, 9' Cable	113.00
††	PSCOMPH4	Strip-Lite™ Plus Series, Compartment Light, High Intensity	138.00
<b>Sirens, 24 VDC</b>			
††	ALPHA24S	Alpha Series Siren, Self-Contained	304.00
††	ALPHASL4	<b>NEW</b> Remote Siren, for use with Remote Switches (Purchased Separately), Selectable Four Tone Hands-Free Siren, For One or Two 100 Watt Speakers	253.00
††	BETA124R	Beta Series Full Function Siren, Remote, for use with Remote Switches, Purchase Separately	299.00
††	295SL102	295SL Series, Full Function Siren (up to Two 100 Watt speakers), Includes Microphone	392.00

All models are 12 Volt D.C. only unless otherwise noted above. For other voltages contact factory.

\* Replace symbol in model number with letter indicating lens color or LED color desired: **A** = Amber; **B** = Blue; **C** = Clear/White; **R** = Red; **G** = Green

# Replace symbol in model number with letter indicating SPLIT lens or LED color desired: **D** = Red/Clear or White; **E** = Blue/Clear or White; **F** = Amber/Clear or White; **H** = Green/Clear or White; **J** = Red/Blue; **K** = Red/Amber; **L** = Red/Green; **M** = Blue/Amber **†** (to be discontinued, check availability) **††** NCNR (special order, check availability, non-cancelable, non-returnable) **!** Indicate length desired: 5 foot, 6 foot, 7 foot or 8 foot **\$** Indicates Lower Price

↓ †† - NCNR (special order, non-cancelable, non-returnable, check availability). See "Made-To-Order" Statement on Table of Contents Page of this Price List.

MODEL	DESCRIPTION	LIST
†† HOWL24	Howler™ Siren Amplifier with Two Speakers, No Charge When Purchased with Howler™ System, Refer to Howler™ Section for Optional Vehicle Specific Mounting Brackets	755.00
†† HHS3400	HHS Series, Siren Amplifier with Hand-Held Controller (CANCTL5)	599.00
†† HHS4400	HHS Series, Same as HHS3400, Except with WeCan® Port that Supports the Inner Edge® FST™, XLP and RST™ Series, WeCan® Lightbars, and a WeCan® External Amplifier (Not for Use with the CANEM16 Expansion Module)	699.00
<b>Responder® LP Series Lightbars, Aluminum Base, 24 VDC</b>		
†† R2LPPA4	Six LIN6™ Super-LED® Modules, Permanent Mount, Amber, 24 VDC	636.00
†† R2LPPB4	Six LIN6™ Super-LED® Modules, Permanent Mount, Blue, 24 VDC	636.00
†† R2LPPMA4	Six LIN6™ Super-LED® Modules, Magnetic Mount, Amber, 24 VDC	659.00
†† R2LPPR4	Six LIN6™ Super-LED® Modules, Permanent Mount, Red, 24 VDC	636.00
<b>Mini Edge® Freedom® IV Series Lightbars, 24 VDC</b>		
†† F4M1111P	Permanent Mount, Amber	1485.00
†† F4M5555P	Permanent Mount, Red	1485.00
†† F4DLA4	One Single Color Long 12 Super-LED® Lighthead, Amber	237.00
†† F4DLR4	One Single Color Long 12 Super-LED® Lighthead, Red	237.00
<b>Liberty™II, SOLO™, 24 VDC, IX Series and Options, Low Current</b>		
†† IX4****4	44" Four Single Color Corner Modules, Red, Blue, Amber and/or White	1584.00
†† IX8****4	48" Four Single Color Corner Modules, Red, Blue, Amber and/or White	1584.00
†† IX2****4	54" Four Single Color Corner Modules, Red, Blue, Amber and/or White	1584.00
†† IWDL*4	\$ One Single Color Long 6 Super-LED® Lighthead, Red, Blue, Amber or White	159.00
†† IWDS*4	\$ One Single Color Short 6 Super-LED® Lighthead, Red, Blue, Amber or White	113.00
†† ITL124	Two Long 12 Super-LED® Take Down Lights	408.00
†† IA34	Two Short 6 Super-LED® Alley Lights with 15" Horizontal Adjustment	131.00

## Green Products

Refer to Series Section for Options Mounting.

**L31 & L32 Super-LED® Beacons**, Cast Aluminum Base. Includes Scan-Lock™ Flash Patterns, Hi/Low Power, Cruise and Synchronize Features.

†† L31HGF	Green with Green Dome, Flat Mount	821.00
†† L31HPF	Amber/Green with Clear Dome, Flat Mount	710.00
†† L32L4F	Green with Clear Dome, Flat Mount	543.00
†† L32LGF	Green, Flat Mount	543.00
†† L32LGM	Green, Magnetic Mount	590.00
†† L32LGV	Green, Magnetic/Suction Mount	592.00

**L21 Series Super-LED® Encapsulated Beacon**, Polycarbonate Base, Perm Mount Models with Scan-Lock™ Flash Patterns.

†† L21L4P	Green with Low Clear Dome, Perm/Pipe / "J" Hook Mount	429.00
-----------	---	--------

**Lightheads - Green**, Super-LED® (Unless Specified) with Scan-Lock™ Flash Patterns

†† 0SG00MCR	Green Marker/Clearance Light with Clear Lens	49.00
†† 2EG00ZGR	4" Round Series, Extended Lens, Green with Green Lens	204.00
†† 2EP00ZCR	4" Round Series, Extended Lens, Amber/Green with Clear Lens	250.00
†† 40G02ZCR	400 Series, Single Level, Green with Clear Lens	162.00
†† 40G02ZGR	400 Series, Single Level, Green with Green Lens	162.00
†† 50G02ZCR	500 Series, Green with Clear Lens	200.00
†† 50G02ZGR	500 Series, Green with Green Lens	200.00
†† 50AG2ZCR	500 Series, Amber/Green with Clear Lens	230.00
†† 5V1G	500 V-Series™, Green with Clear Lens	385.00
†† 60G02FCR	600 Series, Green with Clear Lens	248.00
†† 60G02FGR	600 Series, Green with Green Lens	248.00
†† 70G02FGR	700 Series, Green with Green Lens	248.00
†† IONG	\$ ION™ Series, Green with Clear Lens	189.00
†† IONSMG	\$ ION™ Series, Surface Mount, Green with Clear Lens	189.00
†† TL12P	ION™ T-Series™ DUO™ Color, Amber/Green with Clear Lens	199.00
†† LINV2G	LINV2™ V-Series™, Green with Clear Lens	294.00
†† LINSV2G	LINSV2™ V-Series, Under Surface Mount, Green with Clear Lens	307.00
†† LINZ6G	† LINZ6™ Series, Green with Clear Lens	182.00
†† M4G	M4 Series, Green	219.00
†† M6G	M6 Series, Green	271.00
†† M6GC	M6 Series, Green with Clear Lens	271.00
†† M7G	M7 Series, Green	271.00
†† M9G	M9 Series, Green	406.00
†† MCRNSG	\$ Micron™ Series, Surface Mount, Green with Clear Lens	156.00
†† RSG02ZCR	LIN3™ Series, Green with Clear Lens	105.00
†† RSG03ZCR	TIR3™ Series, Green with Clear Lens	105.00
†† VTX609G	\$ Vertex™ Series, Green with Clear Lens	129.00
†† VTXD609G	\$ Vertex™ Series, Directional Lighthead, Green with Clear Lens	129.00

### Lightbars, Mini, Super-LED®

††	R2LPHPG	Responder® LP Series, Mini Lightbar, LIN6™, Permanent Mount, Green with Green Dome	876.00
††	RDLPPAG	Responder® LP DUO™ Series, Mini Lightbar, Permanent Mount, Six Super-LED® Amber/Green Modules with Clear Dome	1399.00
††	MC16MCG	Century™ Series, Mini Lightbar, 16", Magnet Mount, Green with Clear Dome	538.00

### Replacement Parts, Lens Kits

Lens kit worksheets are available from your local distributor or your authorized managing sales representative.

#### Edge® Classic, 94 & 96 Series, Lens Kits

††	LENSKIT1	Lens Kit for Classic Edge® Lightbar	283.00
††	LENSKIT2	Lens Kit for Classic Edge® Lightbar	377.00
††	LENSKIT3	Lens Kit for Classic Edge® Lightbar	377.00

#### Edge® 9M Series, Lens Kits

††	9MLENKT1	Lens Kit for Edge® 9M Series Lightbar	283.00
††	9MLENKT2	Lens Kit for Edge® 9M Series Lightbar	377.00
††	9MLENKT3	Lens Kit for Edge® 9M Series Lightbar	377.00

#### Edge® Ultra 9U & Freedom Series, Lens Kits

††	9ULENKT1	Lens Kit for Edge® Freedom® Series Lightbar	283.00
††	9ULENKT2	Lens Kit for Edge® Freedom® Series Lightbar	377.00
††	9ULENKT3	Lens Kit for Edge® Freedom® Series Lightbar	377.00

#### Liberty™ Series Lens Kits, Not for use with 500 Series Alleys

††	SLENKT1	Lens Kit for Liberty™ Series Lightbars for use with LR11 Alley Lights	283.00
††	SLENKT2	Lens Kit for Liberty™ Series Lightbars for use with LR11 Alley Lights	377.00
††	SLENKT3	Lens Kit for Liberty™ Series Lightbars for use with LR11 Alley Lights	377.00

#### Liberty™ Series Lens Kits, Includes Two LR11 Alley Lights

††	SLENLRK1	Lens Kit for Liberty™ Lightbar, Includes Two LR11 Alley Lights	409.00
††	SLENLRK2	Lens Kit for Liberty™ Lightbar, Includes Two LR11 Alley Lights	503.00
††	SLENLRK3	Lens Kit for Liberty™ Lightbar, Includes Two LR11 Alley Lights	503.00

### Replacement Parts, Bulbs For Whelen Lights

#### Halogen Bulbs, 12 Volts, Unless Specified, Snap-In, Bulb Only.

††	H27DSN28	27 Watt, 24 Volt, Stop/Tail/Turn	65.00
††	H35DSN12	35 Watt Halogen Dual Filament for Interior Light Only	73.00
††	H35SN24	35 Watt, 24 Volt (Yellow Dot)	65.00

#### Halogen Bulbs, 12 Volts, H-1

††	H55H112	55 Watts, For Delta™ Rotators, Guardian™ Models G1 and G2 Series	51.00
----	---------	--	-------

#### Halogen Bulbs, 12 Volts, Unless Specified, Twist-Lock, Includes Twist-Lock Adapter & Snap-In Bulb.

††	H35HSC12	35 Watt Halogen Bulb for 810 Scene Light	79.00
††	H35ASC24	35 Watt Halogen Bulb for 24 Volt 810 Scene Light	79.00
††	H35DTL12	35 Watt Halogen Bulb, 3 Position Connector for Interior Light Only, Dual Filament	104.00

#### Strobe Tubes

††	UNI	Universal Flash Tube (Replaces S406, S600, Z360)	150.00
††	4ELTUBE	400 Series Linear Strobe Tube/Reflector Assembly	171.00
††	4ECTUBE	4E Series Combination Rear Strobe w/Halogen Lamp Reflector Assembly	256.00
††	500LTUBE	500 Series Linear Strobe Tube/Reflector Assembly	213.00
††	58L4TUBE	508E Series Linear Strobe Tube/Reflector Assembly, 4 Screw Lens Design	329.00
††	81L4TUBE	810E Series Linear Strobe Tube/Reflector Assembly, 4 Screw Lens Design	329.00
††	6ELTUBE	600/6E Series Linear Strobe Tube/Reflector Assembly	226.00
††	7ELTUBE	700/7E Series Linear Strobe Tube/Reflector Assembly	226.00
††	80DTUBE	800D/1200D Series Helix 1-1/2 Turn, 3 Pin Plug-In Base Strobe Tube, Each	147.00
††	80TUBE	800C/1200C Series Helix 1-1/2 Turn Strobe Tube with black reflector 1200C Series, 800C Series, FHEAD / GHEAD / XHEAD Series	147.00
††	900STUBE	900 Series Non-Linear Strobe Tube/Reflector Assembly	239.00
††	9UTUBE	Edge® 9M/Ultra Corner Tube/Reflector	171.00
††	LFLTUBE	Edge® LFL Corner Tube/Reflector	171.00
††	DIRECTIO	Large Directional Strobe Tube with Reflector (MN200S Style) 9000FF Series, 9000FM, 9801 Series, 9804 Series, 9806 Series, AdvantEdge®+Plus™ Series	202.00
††	FT10A	3-Pin "U" Strobe Tube, Plug-in, VP410 Series, VP415 Series, 2004, 2012, 2015	78.00
††	FT1510	Linear Tube for 1510 Series	73.00
††	FT20A	3-Pin Helix 1-1/2 turn Strobe Tube, Plug-in, VP420 Series, VP422 Series, 2022, G5 & G7 Series	88.00
††	FT25	Flash Tube, 2500 Series Beacons	88.00
††	M469	1 1/2 Turn Helix Strobe Tube with Reflective Base, V-Head	150.00
††	SSTUBE	Super Strobe® Helix 1-1/2 turn Strobe Tube and Polished Reflector, DOT6H, S360C/S360D/S360S Series, SS361, SS363, SS364	147.00
††	TURBOASY	Linear Strobe/Reflector Module for "Classic" Edge® and Edge+Plus™	171.00
††	S30HAC	Clear Strobe Tube Only (Less Cable), Flange Mount	146.00
††	S30HAA	Amber Strobe Tube Only (Less Cable), Flange Mount	171.00

#### DOT3® Systems with Deutsch® Waterproof Connectors

††	REPDIRWD	DOT3® 100 Series Rear Strobe Assembly, Replaces Old Style AMP W.P., (P/N 02-0341827-00C)	233.00
----	----------	--	--------

All models are 12 Volt D.C. only unless otherwise noted above. For other voltages contact factory.

\* Replace symbol in model number with letter indicating lens color or LED color desired: A = Amber; B = Blue; C = Clear/White; R = Red; G = Green

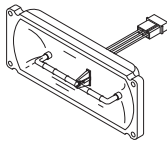
# Replace symbol in model number with letter indicating SPLIT lens or LED color desired: D = Red/Clear or White; E = Blue/Clear or White; F = Amber/Clear or White; H = Green/Clear or White, J = Red/Blue; K = Red/Amber; L = Red/Green; M = Blue/Amber † (to be discontinued, check availability) †† NCNR (special order, check availability, non-cancelable, non-returnable) ‡ Indicate length desired: 5 foot, 6 foot, 7 foot or 8 foot \$ Indicates Lower Price

↓ †† - NCNR (special order, non-cancelable, non-returnable, check availability). See "Made-To-Order" Statement on Table of Contents Page of this Price List.

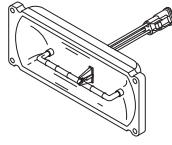
MODEL	DESCRIPTION	LIST
†† REPSTTWD	DOT3® 100/200 Series Brake/Tail/Turn Bulb Assembly, Replaces Old Style AMP W.P., (P/N 34-0061856-00C)	94.00
†† DIRECTWD	DOT3® 100 Series Rear Strobe Assembly with Deutsch® Waterproof Connector	218.00
<b>DOT3® Systems with AMP® Waterproof Connectors</b>		
†† H35TL12W	DOT3® 100/200 Series Back-up Light Assembly	117.00
†† REPDIRWA	DOT3® 100 Series Rear Strobe Assembly	226.00
<b>Snap-In Bulbs</b>		
†† H20SN12	20 Watt (Green Dot) , TA836 Series, TA870A Series, TA837 Series, TA1652H Series, TA1664H Series, BLTA, 97 Edge® Bar Series/All Dual Halogen Models, SSNF™ Series Halogen Lightheads	39.00
†† H27SN12	27 Watt (Red Dot), 508 Series, 64 Back Series, 810 Series, 830 Scenelight, AdvantEdge®+Plus™ & Super AdvantEdge®+Plus™ Lightbars, Towman®s™ Lightbars, Edge®+Plus™, B-Link™ Bar Full Size Halogen Modules, Dash-Miser™ Halogen Models	39.00
†† H35SN12	35 Watt (White Dot), 4000 Motor/Reflector Assembly/Brushless, 52 Series, DOT3® Systems, Edge® California Steady-Burn, RDX Series	39.00
†† H35HSN12	35 Watt, Horizontal Filament (Gold Dot), GH Series, 64 Series, 73 Series, 97 Scenelight, 5000 Super AdvantEdge®+Plus™	39.00
†† H50SN12	50 Watt, Horizontal Filament (Blue Dot), 97 Series Scenelight, 9E Series, 7E Series (Flashing Only)	39.00
†† H50ASN12	50 Watt, Halogen Bulb for RB6P, RB6D, B6R and Centurion™ Lightbars	39.00
†† H60SN12	60 Watt, 7E Series, 9E Series, RB6T Series	39.00
†† STOPSN12	Brake/Tail/Turn Light, DOT3® Systems (Incandescent Globe Style)	39.00
<b>Linear Snap-In Flash Tubes</b>		
†† TURBO5	Linear Strobe Tube only for 900, 97 & 9E Linear, and 81E Linear. Snap-In with Stiff Trigger Lead 4.75" Long	89.00
†† TURBO64	Linear Strobe Turbo Tube for 64 Series, Snap-in 6" long, 508 Series Linear, 1997 Edge® Bars, Super AdvantEdge®+Plus™, TA864S	89.00
<b>Bi-Pin Halogen Bulbs</b>		
†† H20W12V	20 Watt, TA4000A, TA9000A Series, TA9000D	20.00
†† H27W12V	27 Watt, 9000 Series Alley Light (Full Size), 9000FM Work Light, CR12/212 Series, GRLHAL, TS200H, TS200C	20.00
†† H35W12V	35 Watt, 4000 Series Motor/Reflector Assembly with Brushes, Val-U-Bar™ Series Motor/Reflector Assembly with Brushes	20.00
†† H50W12V	50 Watt	20.00
<b>Twist-Lock Halogen &amp; Strobe Bulbs</b>		
†† S30TL	Twist-Lock Helix 1-1/2 Turn Strobe Tube, 52 Series Twist-Lock, 56 Series Twist-Lock, 64 Series Twist-Lock, 73 Series Twist-Lock, 9000 Series, 97 Series Twist-Lock, DashMiser™/DashMiser Plus™ Twist-Lock Series, GSF/GSE Series, SBS8S	117.00
†† TA20TL12	20 Watt, 2 Position Connector, TA836A, TA837A, TA838A, TA839A, TA870A, TA1620A, TA1622A	69.00
†† H27TL12	27 Watt, 3 Position Connector, 9000 Series Take-Down and Flashers, DashMiser™/DashMiser Plus™ Halogen Series	69.00
†† H35TL12	35 Watt, 3 Position Connector, GHF/GHE Series, 52 Series Halogen, 64 Series, 64 Series Opti-Scenelight™, 73 Series, 73 Series Opti-Scenelight™	69.00
†† H50TL12	50 Watt, 3 Position Connector, 97 Series, 97 Series Opti-Scenelight™	69.00
†† BRAKTL12	Brake/Tail/Turn, 3 Position Connector, (Incandescent), 52 / 64 / 73 & 97 Series Brake/Tail/Turn (Globe Style, Not Flat Back Style)	69.00



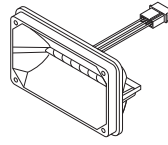
**STROBE**



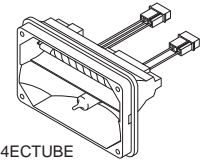
**DIRECTIO**  
02-0340362-00



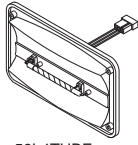
**REPDIRWD**  
01-0442196-40  
**DIRECTWD**  
02-0342196-00



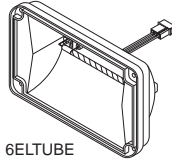
**4ELTUBE**  
02-0362824-00



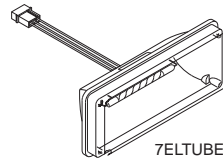
**4ECTUBE**  
02-0363172-00



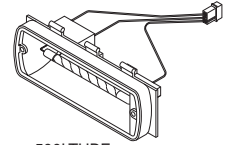
**58LTUBE**  
02-0362189-00



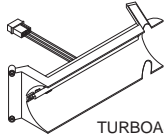
**6ELTUBE**  
02-0363173-00



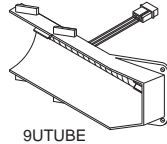
**7ELTUBE**  
02-0362641-00



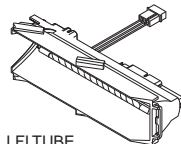
**500LTUBE**  
02-0363292-00



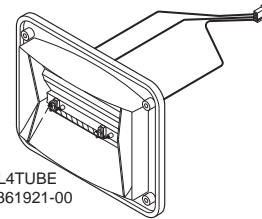
**TURBOASY**  
02-0361417-00



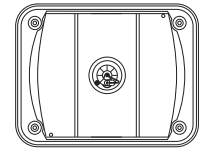
**9UTUBE**  
02-0363171-00



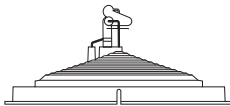
**LFLTUBE**  
02-0363332-00



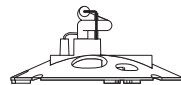
**81LTUBE**  
02-0361921-00



**900STUBE**  
02-0383678-00



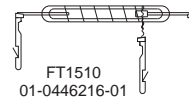
**SSTUBE**  
01-0468256-00  
36-0468256-00




**80TUBE**  
01-0461513-00  
36-0361513-00



**TURBO5**  
5" Length  
36-0142511-00



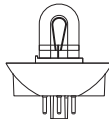
**FT1510**  
01-0446216-01



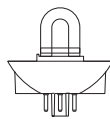
**TURBO64**  
6" Length  
01-0441675-00  
36-0141675-00



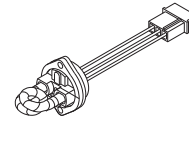
**UNI**  
36-0261100-00



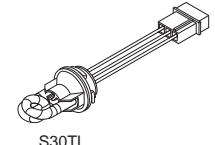
**FT20A**  
01-0441567-W0  
36-0341567-00



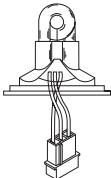
**FT10A**  
01-0441566-W0  
36-0341566-00



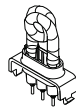
**S30HA\***  
01-0461403-()0



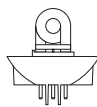
**S30TL**  
01-0461281-00



**M469**  
01-0470044-00



**FT25**  
01-0443008-00  
36-0343008-00



**80DTUBE**  
01-0442400-00  
36-0342400-00

**HALOGEN & INCANDESCENT**



**20W**  
**H20W12V**  
01-0420781-00  
34-0213030-9J



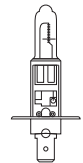
**27W**  
**H27W12V**  
01-0421757-00  
34-0021757-00



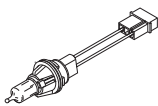
**35W**  
**H35W12V**  
01-0421758-00  
34-0021758-00



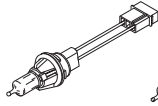
**50W**  
**H50W12V**  
01-0021759-00  
34-0021759-00



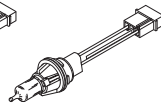
**H55H112**  
34-02120B0-000



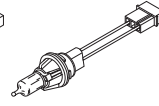
**H27TL12**  
01-0462375-02



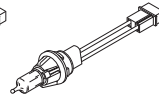
**H35TL12**  
01-0462375-00



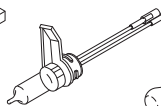
**H35DTL12**  
01-0462503-01



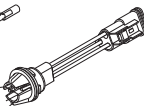
**H50TL12**  
01-0462375-05



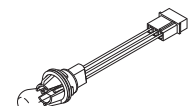
**TA20TL12**  
01-0462380-01



**H35HSC12**  
01-0467838-01  
34-0067838-01



**REPSTWD**  
01-0462507-00



**BRAKTL12**  
01-0462503-00  
34-0062389-00



**H20SN12**  
Green Dot  
01-0441987-04  
34-0041987-04



**H27SN12**  
Red Dot  
01-0441987-03  
34-0063001-03



**H27DSN28**  
01-0463001-01  
34-0063001-01



**H35SN12**  
White Dot  
01-0441987-00  
34-0041987-00



**H35HSN12**  
Gold Dot  
01-0441987-05  
34-0041987-05



**H35SN24**  
Yellow Dot  
01-0441987-02  
34-0041987-02



**H50SN12**  
Blue Dot  
01-0441987-01  
34-0041987-01



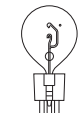
**H60SN12**  
01-0441987-07  
34-0041987-07



**H50ASN12**  
Red/White Dot  
01-0441987-06  
34-0041987-06



**H35DSN12**  
Silver Dot  
01-0463001-00  
34-0063001-00



**STOPSN12**  
3 PINS  
01-0462389-00  
34-0062389-00

# WHELEN® USER DIRECT WARRANTY (FOR AUTOMOTIVE PRODUCTS ONLY)

Whelen Engineering Company, Inc. warrants products of its manufacture against defects in material and workmanship. This is provided that the product has been installed and operated in accordance with the manufacturer's recommendations. During the warranty period (see below) the Factory Repair Center or an Authorized Whelen Repair Center† will repair or replace (at its option) any parts or electronic assemblies of the unit which disclose a defect in material or workmanship. The Repair Center will return the repaired unit, transportation cost prepaid.

The above warranty is between the first purchaser (ultimate user) only and Whelen Engineering Company, Inc. (manufacturer). **No prior authorization is required for returning Whelen products for warranty consideration.** Each Whelen product sold is covered only by the official warranty in effect at time of purchase.

This warranty is not applicable to any Whelen product that has failed from damage as a result of incompatible chemicals (including de-icing or road treatment), cleaning products or due to abuse, misuse, improper installation, excessive voltages, or alterations to the product that affects, in the manufacturer's judgment, intended use and service. Whelen will not be held liable for any incidental or consequential damages, and assumes no responsibility or liability for expenses incurred in the removal and/or re-installation of products requiring service and/or repair; nor the packaging, handling, and shipping to the Factory Repair Center or Authorized Whelen Repair Center†; nor for the handling of products returned from the repair center after service or repair.

**There are no other warranties, expressed or implied, including, but not limited to, any implied merchantability or fitness for a particular use.** Whelen Engineering Company, Inc. reserves the right to modify this warranty statement at any time; or discontinue, modify, or upgrade any products of its manufacture with design improvements without prior notice.

The use of magnetic or vacuum/suction mounted warning lights mounted on the roof or exterior of a vehicle in motion is at the sole discretion and risk of the user. Whelen Engineering makes no warranties or guarantees of equipment used in this way.

All power plugs/cigar plugs, incandescent and halogen bulbs, polycarbonate/plastic materials, radar products, aviation equipment, industrial products and high power voice/siren systems are not covered by this warranty (see applicable warranty statement).

All Non-Whelen manufactured items that are sold by Whelen are covered by that manufacturer's warranty, and are excluded from this warranty statement (such as, GTT Emitters, batteries). This warranty will be void when using or substituting other than all-genuine Whelen system components, such as remote head assemblies, xenon flash tubes, shielded cables, strobe power supplies, siren amplifiers and siren speakers. This warranty gives you specific rights, and you may also have other rights which vary from state to state.

## STANDARD / 2 YEAR WARRANTY

Whelen products are covered by a direct warranty for up to a maximum two years from date of purchase (not to exceed three years from date of manufacture), with proof of purchase. In accordance with the policy statement described herein, the unit may be returned directly to the factory or to an Authorized Whelen Repair Center† for warranty consideration. Whelen siren speakers, when used with a Whelen siren amplifier, are covered by a 2 year warranty from the date of manufacture. For warranty consideration, both the siren speakers and motor assemblies are subject to the conditions and steps described herein.

### SIRENS, LED PRODUCT, CONTROL HEADS AND SWITCH BOXES

**CenCom®, CanTrol®, 295HFS, 295SLS, 295SSA, and 295SDA:** Electronic circuit boards are covered by a 5 year warranty.

**LED Lightheads, IO Boards, and Flashers:** Electronic circuit boards are covered by a 5 year warranty.

**295SL100 Series, Howler™, Alpha™, Beta™, Epsilon™, HHS, Gamma™, WPS, WSS, PAP112 and PAH112 series:** Electronic circuit boards are covered by a 2 year warranty.

**Economical Sirens, Airhorns, Traffic Advisor™ Control Heads, and Switch Boxes:** Electronic circuit boards are covered by a 2 year warranty.

**Mechanical components,** i.e. Switches, relays, microphones, housings, mounting brackets and hardware are covered for 2 years for defect in material or workmanship. All other electronic circuit and IO boards not expressed herein are covered by a 2 year warranty.

Warranty starts from date of manufacture.

## 12 MONTH WARRANTY — BACK-UP ALARMS

Whelen Back-Up Alarms are covered by a 12 month warranty and are subject to the conditions and steps described herein.

## 6 MONTH WARRANTY — STROBE POWER SUPPLIES/FLASH TUBES AND OBSOLETE/DISCONTINUED PRODUCTS

If a Strobe Power Supply, Strobe Flash Tube component or an obsolete/discontinued product of a "Whelen" brand product is returned to Whelen within 6 months of the date which is affixed to the unit, Whelen will repair or replace that unit free of charge ONE TIME ONLY, subject to the conditions and steps herein.

## WHELEN ENGINEERING COMPANY OUT-OF-WARRANTY FACTORY REPAIR PROGRAM

If found to be repairable, the Whelen Factory Repair Center (only) will repair Non-Lightbar Electronic Strobe Power Supplies for \$160.00 each. All other repairs (non-strobe) will be \$135.00 per unit. This does not include replacement of any other electro-mechanical parts including flash tubes, polycarbonate domes, motors, or hardware items.

Follow the "Steps To Be Taken For Return" noted below, and include a check or money order. For Whelen products older than 10 years, repair charges will be determined upon examination only (minimum charge is \$260.00). Contact factory service center for further details.

### STEPS TO BE TAKEN FOR WARRANTY RETURN:

- 1) Whelen products are to be returned **freight prepaid** to the: Whelen Factory Repair Center, 51 Winthrop Road, Chester, CT 06412-0684; or an Authorized Whelen Repair Center†. Do not ship by bus.
- 2) A copy of the sales receipt must be returned with the defective unit to qualify for warranty coverage from date of purchase.
- 3) Include a short statement explaining the problem.
- 4) Include your name, address, and day-time telephone number.
- 5) Whelen and its Authorized Repair Centers will, via UPS, ship back the repaired unit **freight prepaid**, where available (in the Continental U.S.), usually within a few days after its receipt.

**WHELEN®**  
ENGINEERING COMPANY, INC.

51 Winthrop Road, Chester, CT 06412-1036  
(860) 526-9504 [www.whelen.com](http://www.whelen.com)

— EFFECTIVE 6/28/19, REPLACES ALL PREVIOUSLY PUBLISHED SERVICE POLICIES —

† The only AUTHORIZED WHELEN REPAIR CENTER(S) are predetermined by the Whelen Factory via official listing obtained from Whelen Engineering Company, Chester, CT.

\* New/Revised

10250AH-060719

© 2018 Whelen.



Bolt-On Mounting Platform

# QuickFit

Shown with Responder LP™  
Super-LED® Lightbar



Whelen's QuickFit is designed for fast and effortless installation, without any vehicle damage. The bolt-on system securely mounts QuickFit with no cutting or drilling, for a strong and stable rooftop mount. Vehicle specific install kits provide a perfect fit for the Ford F-150, Chevy Silverado, or Ram.

To learn more, call 860-526-9504 or visit [WHELEN.COM](http://WHELEN.COM)



# INDEX

0 .....	17, 21	45LRLOAD .....	51	70C00VCR .....	8	AVC22FF .....	1
0AC0EDCR .....	5	4BKT1 .....	6, 12	70C00WCR .....	8	AVC22JJ .....	1
0S*00FCR .....	5	4ECTUBE .....	56	70C0ELZR .....	8	AVC22MM .....	1
0S*00MCR .....	5	4EFLANGE .....	6	70CREGCS .....	8, 10	AVC23BAC .....	1
0S*00SCR .....	5	4EGRILB .....	6	70F000*R .....	8	AVC23RAC .....	1
0SB00SCR .....	5	4EGRILP .....	6	70G02FGR .....	55	AVC23RBA .....	1
0SC0EDCR .....	5	4ELTUBE .....	56	70K000ZR .....	8	AVC23RBC .....	1
0SG00MCR .....	55	4FLANGEB .....	6	70RA6FCR .....	8	AVW11* .....	1
0SU0EDCR .....	53	4SWITCH .....	23	70RC6FCR .....	8	AVW12# .....	1
1SWITCH .....	23	4TSMAB .....	6	73FKIT .....	8	AVW13BAC .....	1
20C0CDCD .....	6	4TSMAC .....	6	795H .....	31, 41, 42, 44, 46,	AVW13RAC .....	1
20C0CDCR .....	6	4V3* .....	6	48, 51		AVW13RBA .....	1
20R00XRR .....	6	50**2ZCR .....	6	7CAST3 .....	8	AVW13RBC .....	1
20U0CDCR .....	53	50**3ZCR .....	6	7EFLANGE .....	8	AVW21** .....	1
295HFS2 .....	24	50*02Z*R .....	6	7ELTUBE .....	56	AVW22DD .....	1
295HFS2X .....	24	50*03Z*R .....	6	7FLANGEB .....	8	AVW22DE .....	1
295HFSA7 .....	24	500LTUBE .....	56	7GCV6LRC .....	8	AVW22EE .....	1
295HFSC9 .....	24	50A02SA1 .....	6	7PT8R .....	8, 9	AVW22FF .....	1
295HFSDA .....	24	50AA2SA2 .....	6	7PTH5F .....	8	AVW22JJ .....	1
295SDA1 .....	24	50AC2ZCR .....	6	7PTM5F .....	8	AVW22MM .....	1
295SDA2 .....	24	50AG2ZCR .....	55	7SCOENZR .....	8	AVW23BAC .....	1
295SL100 .....	24	50BC2ZCR .....	6	7SU0ENZR .....	54	AVW23RAC .....	1
295SL101 .....	24	50CC2ZCR .....	6	80C00EZR .....	10	AVW23RBA .....	1
295SL102 .....	54	50CR2ZCR .....	6	80COEHCR .....	10	AVW23RBC .....	1
295SLSA1 .....	24	50G02ZCR .....	55	80CBEHCR .....	10	B6370** .....	3
295SLSA6 .....	24	50G02ZGR .....	55	80CREHCR .....	10	B63M7** .....	2
295SSA1 .....	24	50S03ZAR .....	53	80DTUBE .....	56	B6MM**P .....	2
295SSA2 .....	24	50T03ZBR .....	53	80TUBE .....	56	B6TM**1P .....	2
2E*00Z*R .....	5, 22	50W03ZRR .....	53	810CA0ZR .....	8	BBKT20 .....	3, 4
2ED00ZCR .....	5	58L4TUBE .....	56	810TRIM .....	8	BBKT30 .....	3
2EE00ZCR .....	5	5BKT1 .....	7	81L4TUBE .....	56	BETA1 .....	25
2EG00ZGR .....	55	5BRUSH .....	7	86CE1 .....	10	BETA112R .....	22, 25
2EJ00ZCR .....	5, 22	5FLANGEB .....	6	8WC00EZR .....	10	BETA124R .....	54
2EP00ZCR .....	55	5FLANGEC .....	6	90**5F*R .....	8	BETA2 .....	22, 25
2F*00Z*R .....	5, 21	5FLANGEP .....	6	90**SS*R .....	8	BETA2BKT .....	25
2FLANGEB .....	6	5G*00F*R .....	7	900STUBE .....	56	BETAMIC .....	25
2FLANGEC .....	6	5GBKT1 .....	7	90A00TAR .....	8	BGH .....	3, 4
2G*00F*R .....	6	5GC00WCR .....	7	90BTT .....	8	BGL .....	3, 4
2GBKT1 .....	6	5GCOCCCR .....	7	90BTT4 .....	54	BRAKTL12 .....	57
2GFLANGB .....	6	5GFLANGB .....	7	90E000ZR .....	8	C321 .....	48
2GFLANGC .....	6	5GFLANGC .....	7	90F000*R .....	8	C325 .....	48
2GROMMET .....	6	5GM2LRC .....	7	90FLANGB .....	8	C381 .....	48
2SWITCH .....	23	5GROMMET .....	6	90FLANGC .....	8	C385 .....	48
3FLANGEC .....	5	5IM2LRC .....	7	90J000CR .....	8	C6# .....	9
3GROMMET .....	5	5LSMAB .....	7	90RA5FCR .....	8	C6*S .....	9
3PC0C0CD .....	14	5LSMAC .....	7	90RB5FCR .....	8	C6*SC .....	9
3S*00F*R .....	5	5TSMAB .....	7	90RC5FCR .....	8	C6BTT .....	9
3SBCCDCR .....	5	5TSMAC .....	7	97FKIT .....	8	C6BTTC .....	9
3SC0CDCR .....	5	5V*02Z*R .....	6	9EFLANGE .....	8	C6BU .....	9
3SR0CDRR .....	5	5V1* .....	6	9FLANGEB .....	8	C6BUL .....	9
3SRCCDCR .....	5	5V1G .....	55	9MLENKT1 .....	56	C6FB .....	9
3SS00FAR .....	53	5V3* .....	6	9MLENKT2 .....	56	C6FC .....	9
3SU00FCR .....	53	60*02F*R .....	7	9MLENKT3 .....	56	C6HDLTMK .....	9
3SW00FRR .....	53	60*02S*R .....	7	9SCOENZR .....	8	C6L* .....	9
3SWITCH .....	23	60A00TAR .....	7	9SU0ENZR .....	54	C6L*C .....	9
40**5SCR .....	6	60BR6FCR .....	7	9ULENKT1 .....	56	C6SL .....	9
40*02Z*R .....	6	60BTT .....	7	9ULENKT2 .....	56	C6SL4 .....	54
40A00AAR .....	6	60C00VCR .....	7	9ULENKT3 .....	56	C6T .....	9
40BTT .....	6	60C00WCR .....	7	9UTUBE .....	56	C6TC .....	9
40BUH .....	6	60C0EHCR .....	10	AFI530 .....	4	C7# .....	9
40BUV .....	6	60C0EJCS .....	10	AFM1660 .....	4	C7*S .....	9
40G02ZCR .....	55	60C0ELZR .....	10	AFM560 .....	4	C7*SC .....	9
40G02ZGR .....	55	60CBEGCS .....	7	ALPHA1 .....	24	C795H2 .....	48
43LENS* .....	2	60CREGCS .....	10	ALPHA12S .....	24	C795H2N .....	48
45795H .....	51	60F000*R .....	7	ALPHA2 .....	24	C795H8 .....	48
45795HN .....	51	60G02FCR .....	55	ALPHA24S .....	54	C795H8N .....	48
45ADDAST .....	51	60G02FGR .....	55	ALPHA3 .....	24	C7BTT .....	9
45ADDHAL .....	51	60J000CR .....	7	ALPHA4 .....	24	C7BTTC .....	9
45ADDSTR .....	51	60K000XR .....	7	ALPHA5 .....	24	C7BU .....	9
45ADL8* .....	51	60K000YR .....	7	ALPHASL .....	22, 24	C7BUL .....	9
45ADLS8* .....	51	60RA6FCR .....	7	ALPHASL4 .....	54	C7FB .....	9
45ADRB* .....	51	60RC6FCR .....	7	AVBKT1 .....	1	C7FC .....	9
45ADROTA .....	51	60U0EHCR .....	53	AVBKT2 .....	1	C7L* .....	9
45B±±* .....	51	64FKIT .....	7	AVBKT3D .....	1	C7L*C .....	9
45B±± .....	51	6BKT1 .....	7, 13	AVBKT3S .....	1	C7SL .....	9
45B52* .....	51	6BKT2 .....	7, 13	AVBKT4 .....	1	C7SL4 .....	54
45B52 .....	51	6EFLANGE .....	7	AVBKT5D .....	1	C7T .....	9
45CL* .....	51	6EHDLTMK .....	7	AVBKT5S .....	1	C7TC .....	9
45DLCNTA .....	51	6ELTUBE .....	56	AVC11* .....	1	C9# .....	9
45DLCNTR .....	51	6FLANGEB .....	7	AVC12# .....	1	C9*S .....	9
45DLOUTA .....	51	6RB* .....	7	AVC13BAC .....	1	C9*SC .....	9
45DLOUTR .....	51	6RB*C .....	7	AVC13RAC .....	1	C9BTT .....	9
45FL* .....	51	6SC0ENZR .....	7	AVC13RBA .....	1	C9BTTC .....	9
45KFH .....	51	70*02F*R .....	8	AVC13RBC .....	1	C9FB .....	9
45KFL .....	51	70*02S*R .....	7	AVC21** .....	1	C9FC .....	9
45KRH .....	51	70A00TAR .....	8	AVC22DD .....	1	C9L* .....	9
45KRL .....	51	70BR6FCR .....	8	AVC22DE .....	1	C9L*C .....	9
45FLASH .....	51	70BTT .....	8	AVC22EE .....	1	C9SL .....	9



C9SL4	54	CPHOTO	47	F4B***P	31	G326	43
C9T	9	CSDSCBL	47	F4CF*	41	G341	43
C9TC	9	CSIGNL2	48	F4DIVIDX	31, 32, 42	G342	43
CALF1	50	CSIGNL3	48	F4DL#	41	G343	43
CANCTL5	24	CSTPK#	48	F4DL*	31, 41	G344	43
CANCTL6	24	CSWBTA2	48	F4DLA4	55	G345	43
CANCTL7	24	CSWBTA8	48	F4DLR4	55	G346	43
CANEM16	24	CSWBTTB2	48	F4DS#	41	G381	43
CAST3	7	CSWBTTB8	48	F4DS*	41	G382	43
CAST3H	7	CSWBTTBR2	48	F4DSCBL	41	G383	43
CAST4V	7	CSWBTTBR8	47	F4EDLA	50	G384	43
CB2####	47	CSWDSCBL	47	F4G*0*0F	31	G385	43
CB4####	47	CTACBL	47	F4LF*	41	G386	43
CB8####	47	CTACNTL	47	F4M***M	31	GAMMA2	25
CC5K1	23	CTDA	47	F4M***P	31	GB2####	42
CC5K2	24	CTLS1	50	F4M*0*0F	31	GB2****	42
CC5K3	24	CV2****	47	F4M1111P	55	GB2ENDX	43, 44
CCFTR*	47	CV4****	47	F4M5555P	55	GB4####	42
CCNT1X	47	CV8****	47	F4MA3	31	GB4****	42
CCNT2X	47	CVA	30	F4MA6	31	GB8####	42
CCNT3X	47	CVM***M	30	F4MEND#	31	GB8****	42
CCNT4X	47	CVM***P	30	F4MEND*	31	GB8ENDX	43, 44
CCSRN3	24	CVM***V	30	F4MENDX	31	GBA	43
CCSRN35	24	CVTS	30	F4MTATL3	31	GBA	42
CCSRN36	24	CVTSA	30	F4MTATL6	31	GBAW#	42
CCSRN3A	24	CW0BAAAA	50	F4MTL6	31	GBAW*	42
CCSRN3F	24	CX2****	47	F4NQLED	51	GBBTTMK	42
CCSRN4	23	CX4****	47	F4NOVLED	50	GBBTTMK2	42
CCSRN4A	23	CX8****	47	F4N2QLED	51	GBBTTMM	42
CCSRN4DA	24	CY2****	47	F4N2VLED	50	GBBTTMM2	42
CCSRN5	23	CY4****	47	F4N7QLED	51	GBCF*	42, 44
CCSRNT35	24	CY8****	47	F4N7VLED	51	GBCNTX	43, 44
CCSRNT36	24	D*	2, 27	F4NMINI	51	GBDIVIDX	43, 44
CCSRNT3A	24	D2	2	F4R0****	42	GBDL#	42
CCSRNT3F	24	D4	2	F4R2****	42	GBDL*	42
CCSRNT4	23	D6	2	F4R3TS	42	GBDS#	42
CCSRNT4A	23	D8	2	F4R500S	42	GBDS*	42
CCSRNT5	23	DBKT3	2	F4R6TL	42	GBDSCBL	43, 44
CCSRNTA3	24	DBKT4	2	F4R6TS	42	GBLF*	42, 44
CCTRIM	24	DBKT5	2	F4R7****	42	GBSF*	42, 44
CDC*	30, 47	DELTAC5	28	F4R795H	42	GBTL	42, 43
CDCF*	47	DELTAC6	28	F4R795HN	42	GBTS	43
CDIVIDX	47	DELWCCP	35, 39, 41, 42, 44, 49, 50	F4RA3	42	GBTS	42
CDL#	47	DH2000*	3, 4	F4RA6	42	GS2****	43
CDL*	47	DIRECTIO	56	F4RB*	31, 42	GS4****	43
CDL*	30	DIRECTWD	57	F4RBT	42	GS8****	43
CDLP#	47	DL2000*	3, 4	F4RDL*	31, 42	GSAAW*	43
CDLP*	47	DP*	2, 27	F4RDS*	42	GSBTTAA	43
CDOMECEB	47	DP2	1	F4RDSC72	42	GSBTTBB	43
CDOMECECR	47	DP4	1	F4RFLASH	42	GSBTTBR	43
CDOMEX	47	DP6	1	F4RWA#	41	GSDL*	43
CDT6A	50	DP8	1	F4RWA*	31	GSDS*	30, 43
CDWBTMK2	48	DPTA6	2, 27	F4SF*	41	GSPHOTO	43, 44
CDWBTMK8	48	DPTA6A	1, 27	F4TL6	41	GSTL*	43
CDWBTMM2	48	DPTA8	2, 27	F4TS6	41	GSTS*	43
CDWBTMM8	48	DPTA8A	2, 27	F4W0****	41	GT9****M	30
CDWDSCBL	47	DPTA8A	2, 27	F4W2****	40	GT9****P	30
CE4****	50	DPTAW8	2, 27	F4W4****	40	GT9****V	30
CE8****	50	DTA6	2, 27	F4W7****	41	GTA	30
CEDLX*	50	DTA6A	2, 27	F4W8****	40	GTTS	30
CEDLXA	50	DTA8	2, 27	F4WA*	41	GTTSA	30
CETAL5	50	DTA8A	2, 27	F4WBT	41	H20SN12	57
CETAT8	50	DTAW8	2, 27	F4WPHOTO	41	H20W12V	57
CFTD	47	EP5L1	25	F4X0****	41	H27DSN28	56
CJ2####	47	EP5L2S6	25	F4X2****	41	H27SN12	57
CJ4####	47	EP5L2S9	25	F4X4****	41	H27TL12	57
CJ8####	47	F09PC	9	F4X7****	41	H27W12V	57
CMK100	48	F18PC	9	F4X8****	41	H35ASC24	56
CMK101	48	F27PC	9	F4XBTT	41	H35DSN12	56
CMK103	48	F36PC	9	F4XPHOTO	41	H35DTL12	56
CMK104	48	F40BAAAA	50	F4XTACBL	41	H35HSC12	56
CMK105	48	F41CNT*	41	F4XTACTL	41	H35HSN12	57
CMK20S	48	F41CNTX	42	F54PC	9	H35SN12	57
CMK29	48	F42CNT*	41	F63PC	9	H35SN24	56
CMK7	48	F42CNTX	42	FEDC06*R	5	H35TL12	57
CMK76	48	F42END#	41	FEDC06DR	5	H35TL12W	57
CMK82	48	F42END*	41	FEDC06ER	5	H35W12V	57
CMK83	48	F42ENDX	41	FEDC06JR	5	H50ASN12	57
CMK85	48	F4500S	41	FLBULK18	41	H50SN12	57
CMK86	48	F4500ST	41	FLLED*	2	H50TL12	57
CMK88	48	F45PC	9	FRDSCBL	42	H50W12V	57
CMK91	48	F4795H	31, 41	FT10A	56	H55H112	56
CMK93	48	F4795HN	31, 41	FT1510	56	H60SN12	57
CMK98	48	F4795HT	41	FT20A	56	HHS3200	25
CMK99	48	F4795HTN	41	FT25	56	HHS3206	25
CMK9S	48	F48END#	41	G321	43	HHS3207	25
CMKAJ94	48	F48END*	41	G322	43	HHS3400	55
CP2****	47	F48ENDX	42	G323	43	HHS4200	25
CP4****	47	F4A3	41	G324	43	HHS4206	25
CP8****	47	F4A6	41	G325	43	HHS4207	25

# INDEX

HHS4400	55	ID45UFX	37	ISFL426	33	ITRAYL12	38
HOWL24	55	ID47UF6P	38	ISFL42X	33	ITRAYL8	38
HOWLER	23	ID47UF6P	38	ISFL42Z	33	ITRAYW10	38
HWLDC15	23	ID48UF6P	38	ISFL434	33	ITRAYW12	38
HWLFE13	23	ID48UF6P	38	ISFL435	33	ITRAYW8	38
HWLFT11	23	ID49UF6P	37	ISFL438	33	ITS3	44, 45
HWLRB11	23	ID49UF6P	37	ISFL43Z	33	ITTS	30
HWLRB13	23	ID50UF6P	38	ISFL444	33	ITTS	30
HWLRB14	23	ID50UF6P	38	ISFL445	33	ITTS	30
HWLRB18	23	IG2****	44	ISFL448	33	IW08UF6P	37
HWLRB19	23	IG8****	44	ISFL44Z	33	IW08UF6P	37
HWLRB2	23	IH2****	44	ISFL455	32	IW0BAAAA	50
HWLRB20	23	IH8****	44	ISFL456	32	IW2****	44
HWLRB21	23	IHDC*	44	ISFL45X	32	IW34UF6P	37
HWLRB22	23	IJ2####	45	ISFL45Z	32	IW34UF6P	37
HWLRB23	23	IJ2****	45	ISFL474	33	IW35UF6P	37
HWLRB24	23	IJ2END#	45, 46	ISFL475	33	IW35UF6P	37
HWLRB25	23	IJ2ENDX	45, 46	ISFL478	33	IW38UF6P	37
HWLRB26	23	IJ500S	45, 46	ISFL47Z	33	IW38UF6P	37
HWLRB27	23	IJ500ST	45, 46	ISFL485	33	IW39UF6P	37
HWLRB28	23	IJ795H	44, 46	ISFL486	33	IW39UF6P	37
HWLRB4	23	IJ795HN	44, 46	ISFL48X	33	IW4****	44
HWLUNI	23	IJ795HT	45, 46	ISFL48Z	33	IW42UF6P	37
I2#	10	IJ795HTN	45, 46	ISFL495	32	IW42UF6P	37
I2SM#	10	IJ8####	45	ISFL496	32	IW43UF6P	37
I321	46	IJ8****	45	ISFL49X	32	IW43UF6P	37
I322	46	IJ8END#	45, 46	ISFL49Z	32	IW44UF6P	37
I323	46	IJ8ENDX	45, 46	ISFW345	34	IW44UF6P	37
I324	46	IJCNT*	45, 46	ISFW346	34	IW45UF6P	37
I325	46	IJCNTX	45, 46	ISFW34X	34	IW45UF6P	37
I326	47	IJDC#	44, 45	ISFW34Z	34	IW47UF6P	37
I341	46	IJDC*	45	ISFW354	34	IW47UF6P	37
I342	46	ILF*	44, 45	ISFW355A	34	IW48UF6P	37
I343	46	INSTLRDX	31	ISFW358	34	IW48UF6P	37
I344	46	ION#	10	ISFW35ZA	34	IW49UF6P	36
I345	46	ION*	10	ISFW385	34	IW49UF6P	36
I346	46	IONBKT1	11	ISFW386	34	IW50UF6P	37
I381	46	IONBKT4	11	ISFW38X	35	IW50UF6P	37
I382	46	IONBKT5	11	ISFW38Z	35	IW8****	44
I383	46	IONBKT6	11	ISFW425	34	IWBTTAA	44
I384	46	IONBKT7	11	ISFW426	34	IWBTTBB	44
I385	46	IONG	55	ISFW42X	34	IWBTTBR	44
I386	46	IONGROM	11	ISFW42Z	34	IWBTTLED	44, 46
I3JA	10	IONHD1L	21	ISFW434	34	IWDSS\$00	37, 38
I3JC	10	IONHD1R	21	ISFW435	34	IWDL*	44, 50
I3KC	10	IONHD2FM	21	ISFW438	34	IWDL*4	55
I3MC	10	IONHD3FM	21	ISFW43Z	34	IWDS*	30, 44, 50
I3SMJA	10	IONHDS	21	ISFW444	34	IWDS*4	55
I3SMJC	10	IONHDS	21	ISFW445	34	IWPSS\$0	37
I3SMKC	10	IONK1B	11	ISFW448	34	IWPSS\$00	38
I3SMMC	10	IONPEDB	11	ISFW44Z	34	IWPHOTO	45, 46
IA3	44, 45	IONSM#	10	ISFW455	34	IWTACBL	44
IA34	55	IONSM*	10	ISFW456	34	IWTACNTL	44
IB2####	45	IONSM*4	54	ISFW45X	34	IWTS3*	44
IB2****	45	IONSMG	55	ISFW45Z	34	IX08UF5P	36
IB4####	45	IONSV1*	11	ISFW474	34	IX08UF6P	36
IB4****	45	IONSV1*C	11	ISFW475	34	IX08UF6P	36
IB4ENDX	45, 46	IONSV1*W	11	ISFW478	34	IX08UFZ	36
IB8####	45	IONSV3*	11	ISFW47Z	34	IX2****	44
IB8****	45	IONSV3*C	11	ISFW485	34	IX2****4	55
IB8ENDX	45, 46	IONSV3*W	11	ISFW486	34	IX34UF5P	36
IBBTMM	46	IONV1*	11	ISFW48X	34	IX34UF6P	36
IBBTMMK2	46	IONV1*W	11	ISFW48Z	34	IX34UF6P	36
IBBTMM	46	IONV3*	11	ISFW495	33	IX34UF6P	36
IBBTMM2	46	IONV3*W	11	ISFW496	33	IX35UF5P	35
IBCNTX	45, 46	IONVHDHM	21	ISFW49X	34	IX35UF6P	35
IBDIVDX	45, 46	IS348	39	ISFW49Z	33	IX35UFZ	35
IBDL#	44, 45	IS358	38	ISR45	39	IX38UF5P	36
IBDL*	45	IS35Z	38	ISR47	39	IX38UF6P	36
IBDS#	44, 45	IS388	39	ISRL10	39	IX38UF6P	36
IBDS*	45	IS38Z	39	ISRL12	39	IX38UFZ	36
IBDSCBL	45, 46	IS438	38	ISRL8	39	IX39UF5P	36
IBTS3#	45	IS448	38	ISRW10	39	IX39UF6P	36
IBTS3*	45	IS458	38	ISRW12	39	IX39UF6P	36
ICF*	44, 45	IS488	39	ISRW8	39	IX39UFZ	36
ID34UF6P	38	ISD#	35, 38, 39	ISS*	33, 35, 38, 39	IX4****	44
ID34UF6P	38	ISF*	44, 45	ISTBCA	35, 38, 39	IX4****4	55
ID35UF6P	37	ISFL345	33	ISTRBA	35, 38, 39	IX42UF5P	35
ID35UF6P	37	ISFL346	33	ISTRBC	35, 38, 39	IX42UF6P	35
ID38UF6P	38	ISFL34X	33	ISTRCA	35, 38, 39	IX42UFZ	35
ID38UF6P	38	ISFL34Z	33	IT9****M	30	IX42UFZ	35
ID39UF6P	38	ISFL354	32	IT9****P	30	IX43UF5P	36
ID39UF6P	38	ISFL355A	32	IT9****V	30	IX43UF6P	36
ID42UF6P	37	ISFL358	33	ITA	30	IX43UFZ	36
ID42UF6P	38	ISFL35ZA	33	ITL12	44, 45	IX43UFZ	36
ID43UF6P	38	ISFL385	33	ITL124	55	IX44UF5P	35
ID43UF6P	38	ISFL386	33	ITL3	45	IX44UF6P	35
ID44UF6P	37	ISFL38X	33	ITL3	44	IX44UFZ	35
ID44UF6P	37	ISFL38Z	33	ITLPF2	44, 45	IX45UF5P	35
ID45UF6P	37	ISFL425	33	ITRAYL10	38		

IX45UF6P.....	35	L10LCP .....	4	M08T .....	22	M7WLENX .....	13
IX45UFX.....	35	L21H*M .....	3	M1BATT .....	22	M7ZC .....	13
IX45UFZ.....	35	L21H*P .....	3	M1GROUND.....	22	M7ZC24 .....	54
IX47UF5P.....	36	L21H*P4 .....	3, 53	M2# .....	12	M9# .....	13
IX47UF6P.....	36	L21H*V .....	3	M2* .....	12	M9* .....	13
IX47UFX.....	36	L21L*M .....	3	M2*24 .....	54	M9*24 .....	54
IX47UFZ.....	36	L21L*P .....	3	M2*C .....	12	M9*C .....	13
IX48UF5P.....	36	L21L*P4 .....	3, 53	M2FB .....	12	M9*CS .....	13
IX48UF6P.....	36	L21L*V .....	3	M2FC .....	12	M9*CZ .....	13
IX48UFX.....	36	L21L4P .....	55	M2GROM .....	12	M9*S .....	13
IX48UFZ.....	36	L22H*M .....	3	M2KTHD1 .....	21	M92# .....	13
IX49UF5P.....	35	L22H*P .....	3	M2PEDB .....	12	M9BTTX .....	13
IX49UF6P.....	35	L22H*P4 .....	3, 53	M2PEDC .....	12	M9BUW .....	13
IX49UFX.....	35	L22H*V .....	3	M2W# .....	12	M9FB .....	13
IX49UFZ.....	35	L22L*M .....	3	M2W* .....	12	M9FC .....	13
IX50UF5P.....	35	L22L*P .....	3	M2W*24 .....	54	M9FC900 .....	13
IX50UF6P.....	35	L22L*P4 .....	3, 53	M2W*C .....	12	M9FCZ900 .....	13
IX50UFX.....	36	L22L*V .....	3	M2W*C24 .....	54	M9G .....	55
IX50UFZ.....	36	L31H*F .....	3	M4##### .....	22	M9HTH5FC .....	14
IX8**** .....	44	L31H*F4 .....	3, 53	M4# .....	12	M9HTH5RC .....	14
IX8****4 .....	55	L31H*M .....	3	M4***** .....	22	M9HTM5FC .....	13
IXBTTLLED .....	44	L31H*V .....	3	M4* .....	12	M9HTM5RC .....	14
IXD\$\$\$0 .....	36	L31HAFCA .....	3	M4*24 .....	54	M9JCZ .....	13
IXP\$\$\$0 .....	36	L31HAMCA .....	3	M4*C .....	12	M9LZC .....	13
IXPHOTO .....	45	L31HAVCA .....	3	M4*CS .....	12	M9T .....	13
JALF1 .....	49	L31HGF .....	55	M4*S .....	12	M9V2* .....	13
JBTTLLED .....	49	L31HPF .....	55	M469 .....	56	M9V2*4B .....	54
JBULK18 .....	49, 50	L31HRFN .....	3	M4B6B .....	22	M9V2*4C .....	54
JC0**** .....	49	L32L*F .....	3	M4B6CHRG .....	22	M9V2*C .....	13
JC2**** .....	49	L32L*F4 .....	3, 53	M4B6L .....	22	M9VFC900 .....	13
JC4**** .....	49	L32L*M .....	3	M4B6R .....	22	M9WLENX .....	13
JC8**** .....	49	L32L*V .....	3	M4BRUSH .....	12	MBADPT14 .....	22
JCTLS1 .....	49	L32L4F .....	55	M4BSEP .....	22	MBCT15** .....	14
JCTLS12 .....	49	L32LGF .....	55	M4CT15B .....	12	MBCT15JJ .....	14
JCTLS1D .....	49	L32LGM .....	55	M4DW* .....	12	MBDC11** .....	14
JDC* .....	32, 49, 50	L32LGV .....	55	M4DWJ .....	12	MBDC11JJ .....	14
JDH* .....	32, 49	L360BGB .....	3	M4FB .....	12	MBFF17** .....	14
JDL# .....	49	L360PMKT .....	3	M4FC .....	12	MBFT11** .....	14
JDL* .....	49	L40BG .....	4	M4FC400 .....	12	MBFT11JJ .....	14
JDLF** .....	49	L41*M .....	4	M4FF15B .....	12	MBFX11** .....	14
JDSCBL .....	49, 50	L41*P .....	4	M4G .....	55	MBFX11JJ .....	14
JE0**** .....	49	L41*V .....	4	M4TB15B .....	12	MC11M* .....	29
JE0NFPA .....	51	L51*M .....	4	M4TM15B .....	12	MC11P* .....	29
JE2**** .....	49	L51*P .....	4	M4V2* .....	12	MC11S* .....	29
JE2NFPA .....	51	L53AM .....	4	M6# .....	12	MC16M* .....	29
JE4**** .....	49	L53AP .....	4	M6* .....	12	MC16MCG .....	56
JE8**** .....	49	L6BKT2 .....	19	M6*24 .....	54	MC16MF .....	29
JF01AAAA .....	50	L6BKT3 .....	19	M6*C .....	12	MC16MJ .....	29
JF02AAAA .....	50	LA28 .....	18	M6*C24 .....	54	MC16P* .....	29
JF0BAAAA .....	50	LA28A .....	18	M6*CS .....	12	MC16PF .....	29
JF0DAAAA .....	50	LCPHOTO .....	4, 24	M6*S .....	12	MC16PJ .....	29
JF0FAAAA .....	50	LEDLOAD .....	5	M6BRUSH .....	13	MC16S* .....	29
JF0TAAAA .....	50	LENSKIT1 .....	56	M6BTT .....	12	MC16SF .....	29
JHALF1 .....	49	LENSKIT2 .....	56	M6BTT24 .....	54	MC16SJ .....	29
JHBTTLLED .....	50	LENSKIT3 .....	56	M6BUW .....	12	MC16V* .....	29
JHCTAL1 .....	50	LF28 .....	18	M6BUW24 .....	54	MC16VF .....	29
JHCTAL1C .....	49	LF28A .....	18	M6FB .....	13	MC16VJ .....	29
JHCTAL1D .....	50	LF35 .....	18	M6FC .....	13	MC23M* .....	29
JHCTLS1 .....	50	LF35A .....	18	M6FC600 .....	13	MC23P* .....	29
JHCTLS1D .....	50	LF35BASE .....	18	M6FCV2 .....	13	MC23S* .....	29
JHFLASH .....	50	LF35CB12 .....	18	M6FCV3 .....	13	MC23V* .....	29
JHTDALL1 .....	50	LF35CBAC .....	18	M6FCV4 .....	13	MCFLED2* .....	14
JHTDLED1 .....	50	LF35CBAE .....	18	M6G .....	55	MCRNB1 .....	14
JHTLS2 .....	50	LF35E .....	18	M6GC .....	55	MCRNB2 .....	14
JTA2W .....	49	LF35TPM .....	18	M6HDLMTK .....	13	MCRNS# .....	14
JTACBL .....	49, 50	LFLTUBE .....	56	M6P15B .....	13	MCRNS#X .....	14
JTACNTL .....	49, 50	LINSV2* .....	19	M6P15C .....	13	MCRNS* .....	14
JTDLED1 .....	49	LINSV2*X .....	19	M6PT5R .....	13	MCRNS*4 .....	54
JTDLED2 .....	49	LINSV2G .....	55	M6PTH5F .....	13	MCRNS*X .....	14
JTLS1 .....	49	LINV2* .....	19	M6PTM5F .....	13	MCRNSC# .....	14
JV2**** .....	49	LINV2*X .....	19	M6T .....	12	MCRNSC* .....	14
JV4**** .....	49	LINV2G .....	55	M6T24 .....	54	MCRNSG .....	55
JV8**** .....	49	LINZ6# .....	19	M6V2* .....	12	MCRNT# .....	14
JWLLD2 .....	49	LINZ6* .....	19	M6V2*4 .....	54	MCRNT#X .....	14
JXALF**L .....	49	LINZ6*24 .....	54	M6V2*C .....	12	MCRNT* .....	14
JXALF1L .....	49	LINZ61 .....	19	M6WLENX .....	13	MCRNT*X .....	14
JY2**** .....	49	LINZ62 .....	19	M6ZC .....	12	MIRROR15 .....	4
JY4**** .....	49	LINZ65 .....	19	M6ZC24 .....	54	MIRROR20 .....	3, 4
JY8**** .....	49	LINZ6FC .....	19	M7# .....	13	MJTDALL1 .....	32
L10H#P .....	4	LINZ6G .....	55	M7* .....	13	MJY****M .....	32
L10HAM .....	4	LSK .....	3, 4	M7*24 .....	54	MJY****P .....	32
L10HAP .....	3	LSVBKT13 .....	19	M7*C .....	13	MJY****V .....	32
L10HAP4 .....	4, 53	LSVBKT34 .....	19	M7*CS .....	13	MK20S .....	51, 52
L10HAV .....	4	LSVBKT35 .....	19	M7*S .....	13	MK7SS2 .....	52
L10HCP .....	4	LSVBKT38 .....	19	M7BKT1 .....	13	MK7SS4 .....	52
L10L#P .....	4	LSVBKT42 .....	19	M7BRUSH .....	13	MK8H .....	51, 52
L10LAM .....	4	LSVBKT44 .....	19	M7FB .....	13	MK9S .....	51, 52
L10LAP .....	4	LSVBKT45 .....	19	M7FC .....	13	MKAJ104 .....	52
L10LAP4 .....	4, 53	LSVBKT47 .....	19	M7FC700 .....	13	MKAJ105 .....	52
L10LAV .....	4	M07T .....	22	M7G .....	55	MKAJ62 .....	52

# INDEX

MKAJ7	52	NP6B4W	54	PCH24	54	PSFC	19
MKAJ94	52	NP6BB	15	PCH24P	54	PSL1B	17
MKAJ98	52	NP6BW	15	PCH24P1	54	PSL1BB	17
MKEA29	52	NPBKT2	15	PCH2F41	17	PSL1P	17
MKEA69	52	NPBKT3	16	PCH2F42	17	PSL1PB	17
MKEA76	52	NPBKT4	16	PCH2P	16	PSL1R	17
MKEA84	52	OEI2#	39, 40	PCH2P1	16	PSL1R5	17
MKEA94	52	OEI2#X	39, 40	PCP2AFS	16	PSL1R5B	17
MKEZ100	52	OEI3BCA	40	PCP2AP	16	PSL1RB	17
MKEZ101	52	OEI3BCAX	40	PCP2AP1	17	PSL2	17
MKEZ102	52	OEI3RBA	40	PCP2ASF	16	PSL2B	17
MKEZ104	52	OEI3RBAX	40	PCP3	16	PSL2BB	17
MKEZ105	52	OEI3RBC	40	PCP3A	16	PSL2BLK	17
MKEZ29	52	OEI3RBCX	40	PCP3AP	17	PSL2P	17
MKEZ38	52	OEI3RCA	40	PCP3AP1	17	PSL2PB	17
MKEZ38L	52	OEI3RCAX	40	PCP3P	17	PSL2R	17
MKEZ45	52	OEION*	39, 40	PCP3P1	17	PSL2R5	17
MKEZ60	52	OEION*X	39, 40	PCPSM1AB	17	PSL2R5B	17
MKEZ61	52	OELS34	39	PCPSM1AC	17	PSL2RB	17
MKEZ61L	52	OEL345	39	PCPSM1B	17	PSP1AC	16
MKEZ62	52	OEWD34	39	PCPSM1C	17	PSP1ALP	16
MKEZ69	52	OEWD45	39	PCPSM2AB	17	PSP1AP	16
MKEZ7	51, 52	OEWS34	39	PCPSM2AC	17	PSP1AP1	16
MKEZ74	52	OEWS45	39	PCPSM2B	17	PSSEQACR	19
MKEZ76L	52	OEWT34	40	PCPSM2C	17	PSTANK2	19
MKEZ79	52	OEWT45	40	PEIMF13	5	PSXLBKT2	19
MKEZ82	52	P32F2BB	22	PELCB	15	PSXLCF	19
MKEZ83	52	P32F2RB	22	PELCB4	54	QFFORD1	32
MKEZ85	52	P32F2RR	22	PELCC	15	QFFORD1S	32
MKEZ86	52	P32HD1	22	PELCC4	54	QFFORD1W	32
MKEZ88	52	P36HHS	14	PF #F4#	41	QFFRD1SW	32
MKEZ89	52	P36SLC	14	PFBP12	14	QFGM1	32
MKEZ91	52	P36SLCHG	14	PFBP12C	14	QFGM1S	32
MKEZ93	52	P46FL*	15	PFBP12C4	54	QFGM1SW	32
MKEZ94	52	P46FLCX	15	PFBP6	14	QFGM1W	32
MKEZ95	51	P46HHS	15	PFBP6C	15	QFRAM1	32
MKEZ96	51	P46HHS4	54	PFBS12	15	QFRAM1S	32
MKEZ97	52	P46S2*	15	PFBS12C	15	QFRAM1SW	32
MKEZ98	52	P46S2*3	15	PFBS12S	15	QFRAM1W	32
MKEZ99	52	P46S2X	15	PFBS6	15	R1\$\$\$00	30
MKLP102	53	P46S2X2	15	PFBS6C	15	R10HDM*	31
MKLP104	53	P46S3*H	15	PFBS6S	15	R10HDP*	31
MKLP29	53	P46SLC	15	PFH1	16	R10HDV*	31
MKLP38	53	P46SLCHG	15	PFH14	54	R1LPM*	30
MKLP7	53	P46SLCX	15	PFH1F41	17	R1LPMF	30
MKLP76	53	P46WL*	15	PFH1F42	17	R1LPP*	30
MKLP82	53	P46WLCX	15	PFH1P	16	R1LPPF	30
MKLP83	53	PAH112	25	PFH1P04	54	R1LPV*	30
MKLP86	53	PAP112	25	PFH1P1	16	R1LPVF	30
MKLP88	53	PAPEXT15	25	PFH2	16	R2\$\$\$00	30
MKLP91	53	PAR28*	5	PFH24	54	R2LPHM*	30
MKLP93	53	PAR28D*	5	PFH2F41	17	R2LPHM*	30
MKLP95	53	PAR28D	5	PFH2F42	17	R2LPHPG	56
MKLP97	53	PAR28DJ	5	PFH2P	16	R2LPHV*	30
MKLP99	53	PAR28E	5	PFH2P1	16	R2LPM*	30
MMK	3, 4	PAR28J	5	PFH2P2	16	R2LPM4	30, 55
MPB4B	54	PBA103	16	PFH2P3	16	R2LPP*	30
MPB4W	54	PBA106U	16	PFH2P4	16	R2LPPA4	30, 55
MPBB	15	PBA203	16	PFH2P5	16	R2LPPB4	55
MPBW	15	PBA206U	16	PFH2P6	16	R2LPPR4	55
MPL10B	22	PBAINTC	16	PFH2P7	16	R2LPV*	30
MPL10J	22	PBAPEDA	16	PFH2P8	16	R316**F	4
MPL10R	22	PBAPEDAL	16	PFH2P9	16	R316**M	4
MPL32B	22	PBAPEDD	16	PFH2P10	16	R316**V	4
MPL32R	22	PBAPEDDL	16	PFH2P11	16	R316*F	4
MPP4W	54	PBH103	16	PFH2P12	16	R316*M	4
MPPB	15	PBH106U	16	PFH2P13	16	R316*V	4
MPPBBS	15	PBH203	16	PFH2P14	16	R416**F	4
MPPBCS	15	PBH206U	16	PFH2P15	16	R416**M	4
MPPW	15	PBHINTC	16	PFH2P16	16	R416**V	4
MPPWCS	15	PC1	23	PFH2P17	16	R416*F	4
MPR15B	15	PC2	23	PFH2P18	16	R416*M	4
MPR15W	15	PC3	23	PFH2P19	16	R416*V	4
MPR4W	54	PCC10W	23	PFH2P20	16	R4B***P	31
MPRB	15	PCC10W1	23	PFH2P21	16	R4B*0*OP	31
MPRW	15	PCC4W	23	PFH2P22	16	R4B795H	31
MTLI*	22	PCC6W	23	PFH2P23	16	R4B795HN	31
MXCT15**	14	PCC6W1	23	PFH2P24	16	R4BA3	31
MXCT15JJ	14	PCC8R	23	PFH2P25	16	R4BA6	31
MXDC11**	14	PCCS9LW	23	PFH2P26	16	R4BEND#	31
MXDC11JJ	14	PCCS9RW	23	PFH2P27	16	R4BEND*	31
MXFF17**	14	PCH1	16	PFH2P28	16	R4BENDX	32
MXFT11**	14	PCH14	54	PFH2P29	16	R4BFLASH	31
MXFT11JJ	14	PCH14P	54	PFH2P30	16	R4BTL6	31
MXFX11**	14	PCH14P1	54	PFH2P31	16	RB6T*P	2
MXFX11JJ	14	PCH1F41	17	PFH2P32	16	RBKT1	19
NOTE	53	PCH1F42	17	PFH2P33	16	RBKT10	20
NP3BB	15	PCH1P	16	PFH2P34	16	RBKT14	20
NP3BW	15	PCH1P1	16	PFH2P35	16	RBKT16	20
NP6B4B	54	PCH2	16	PFH2P36	16	RBKT17	20



RBKT18	20	SA340TS	26	STPKT#	52	TIONHDRS	21
RBKT19	20	SA350M	22, 26	STPLP#	53	TIONHDSS	21
RBKT2	19	SA350MB1	22, 26	SUB13T12	47	TIONMBK1	12
RBKT4	19	SA350MH	22	SUBKT1B	18	TIONMBK2	12
RBKT6	20	SABKT1	25	SUBKT2B	18	TIONMBK4	12
RBKT7	20	SABKT9	25	SUCBL15	18	TIONMFC	11
RBKTHD1	20, 21	SAK1	25	T0*00M*R	5	TIONMGRM	12
RBKTHD2	20, 21	SAK23	26	T0CACCCR	5	TIONMLB	12
RBKTHD4L	20, 21	SAK25	25	TA125NF1	28	TIONMLC	12
RBKTHD4R	20, 21	SAK32	26	TA125NF2	28	TLI#	11
RBKTHD5	20, 21	SAK37	26	TA165NF1	28	TLI#X	11
RBKTHD6	20, 21	SAK42	26	TA165NF2	28	TLI*	11
RBKTHD7	20, 21	SAK43	26	TA166AL5	28	TLI*X	11
RBKTHD8	20, 21	SAK44	26	TA20TL12	57	TLI2#	11
RBKTHD9	21	SAK47	26	TA4437M	27	TLI2#X	11
RCMK#	48	SAK48	26	TA4437M1	28	TLI2P	55
RCMK29	48	SAK49	26	TA4437M2	28	TLMI*	11
RDLPPAB	30	SAK50	26	TA45B72	27	TLMI2#	11
RDLPPAG	56	SAK51	26	TAC815	27	TURBO5	57
RDXMM90	31	SAK52	26	TAC830	27	TURBO64	57
REPDIRWA	57	SAK54	26	TAC850	27	TURBOASY	56
REPDIRWD	56	SAK57	26	TACF85**	27	UFM8	4, 21
REPSTTWD	57	SAK58	26	TACF85	27	UHF2150A	5
RFLANG2B	19, 21	SAK59	26	TACTL5	28	ULF44	4
RFLANG2C	19, 21	SAK60	26	TACTL6	28	UNI	56
RFLANGCD	19, 21	SAK61D	26	TADCTL1	2, 28	V23*TPB	20
RFLANGEA	19	SAK61P	26	TADF6	27	V23*TPBX	20
RFLANGEC	19	SAK62D	26	TADF8	27	V23*TPC	20
RGRMMET	19	SAK62P	26	TADSW1	2, 28	V23*TPCX	20
RMK20S	52	SAK63D	26	TADSW2	2, 28	V23P20B	20
RMK8H	52	SAK63P	26	TAL65	27	V23P20C	20
RMK9S	52	SAK64D	26	TAL85	27	V23PEDB	20
RMKAJ#	53	SAK64P	26	TAM63	27	V23PEDC	20
RMKEA29	52	SAK65	26	TAM65	27	VHB609#	20
RMKEZ#	52	SAK9	25	TAM83**	27	VHB609*	20
RMKEZ29	52	SD210R	26	TAM83	27	VMCT15**	14
RMKEZ7	52	SD210RX	26	TAM85**	27	VMDC11**	14
RMKLP#	53	SD370	26	TAM85	27	VMFF17**	14
RPHOTO	4	SFION*	2	TANBKT1	27	VMFT11**	14
RPLS34	40	SFIOND	2	TANF65	27	VMFX11**	14
RPLS45	40	SFIONE	2	TANF85**	27	VTX3609#	20
RPWD34	40	SFIONJ	2	TANF85	27	VTX3609*	20
RPWD45	40	SLENKT1	56	TAZ66	27	VTX609#	20
RPWS34	40	SLENKT2	56	TAZ86**	27	VTX609*	20
RPWS45	40	SLENKT3	56	TAZ86	27	VTX609*4	54
RPWT34	40	SLENLRK1	56	TCRB34	29	VTX609G	55
RPWT45	40	SLENLRK2	56	TCRB35	29	VTXD609#	20
RS*02ZCR	19, 21	SLENLRK3	56	TCRB38	29	VTXD609*	20
RS*03ZCR	19, 21	SLFLASH	4	TCRB39	29	VTXD609G	55
RSG02ZCR	55	SLPBKT1	2	TCRB42	29	VTXFB	20
RSG03ZCR	55	SLPMM**	2	TCRB44	29	VTXFC	20
RV*03ZCR	19, 21	SMLLAA	2	TCRB45	29	VXCT15**	14
S091MB	18	SMLLBB	2	TCRB45A	29	VXDC11**	14
S092MB	18	SMLLBC	2	TCRB47	29	VXFF17**	14
S161MB	18	SMLLBR	2	TCRBHD1	21	VXFT11**	14
S162MB	18	SMLLCR	2	TCRHD1	28	VXFX11**	14
S30HAA	56	SMLLRR	2	TCRHD2	28	W20SS	26
S30HAC	56	SP123BMC	25	TCRHD3	28	W20SSRK	26
S30MAB	18	SPT5D	26	TCRHD4	29	WBUA107	26
S30MB	18	SPT5P	26	TCRHD5	29	WBUA112	26
S30MBB	18	SPT5TEMP	26	TCRHD6	29	WBUA112C	26
S30MJB	18	SPTWI*	26	TCRHS1	28	WBUA97	26
S30MRB	18	SSFFP16	5	TCRHS2	28	WCC9	22
S30TL	57	SSFPOS	5	TCRHS3	28	WCC92	23
S44MAB	18	SSFOSI6	5	TCRHS4	28	WCC92SUB 41, 42, 44, 45,	
S44MB	18	SSTUBE	56	TCRHS5	28	46, 48	
S44MBB	18	STA155	28	TCRHS6	28	WCC9SM	23
S44MJB	18	STA235	28	TCRHT1	29	WCC9SUB	49
S44MRB	18	STA245	28	TCRHT2	29	WION#	10
S58MAB	18	STA255	28	TCRHT3	29	WION*	10
S58MB	18	STA335	28	TCRHT4	29	WIONSC*4	54
S58MBB	18	STA345	28	TCRHT5	29	WIONSM#	11
S58MJB	18	STA355	28	TCRHT6	29	WIONSM*	10
S58MRB	18	STA445	28	TCRL**	29	WIONSM*4	54
S72MAB	18	STA455	28	TCRL*	28	WMM6K	2
S72MB	18	STA535	28	TCRLBKT	29	WPA1	22, 25
S72MBB	18	STA545	28	TCRLBKT1	29	WPA112	22, 25
S72MJB	18	STA555	28	TCRLBKT2	29	WPA2	25
S72MRB	18	STA635	28	TCRLRBA	29	WPA3BM	25
S86MAB	17	STA735	28	TCRLRBC	29	WPKM1	24
S86MB	17	STA745	28	TDP\$S\$00	27	WPLOW1A	20
S86MBB	18	STA755	28	TFLANGEB	5	WPLOW2A	20
S86MJB	18	STA835	28	TFLANGEC	5	WPLOW3AA	20
S86MRB	18	STA845	28	TGROM2	5	WPLOWZ1A	20
SA314A	25	STA855	28	TIONBKT1	11	WPLOWZ2A	21
SA314B	25	STA935	28	TIONBKT2	11	WPLOWZ3A	21
SA315P	25	STA945	28	TIONBKT3	11	WSSC30	25
SA31101D	26	STA955	28	TIONBKT4	11	WSSC30HK	25
SA31101P	26	STOPSN12	57	TIONFC	11	WSSMSW3	22, 25
SA340STS	26	STPEA69	52	TIONHDHM	21	WSSPA30	25

## INDEX

WXON# .....	10	XI3JC .....	10	XON# .....	10	XONV3* .....	11
WXON* .....	10	XI3KC .....	10	XON* .....	10	CTX609# .....	20
WXONSM# .....	11	XI3MC .....	10	XONSM# .....	10	CTX609* .....	20
WXONSM* .....	11	XI3SMJA .....	10	XONSM* .....	10	CTXD609# .....	20
XI2# .....	10	XI3SMJC .....	10	XONSV1* .....	11	CTXD609* .....	20
XI2SM# .....	10	XI3SMKC .....	10	XONSV3* .....	11		
XI3JA .....	10	XI3SMMC .....	10	XONV1* .....	11		



SCENELIGHTING

# LEADER IN SCENELIGHTING FOR 35 YEARS



Whelen embodies the best of American creativity. Every part of every Whelen product is proudly designed and manufactured in America and is tested on-site to meet the toughest industry certifications. We are the most innovative, technologically advanced providers in the emergency warning industry. For 35 years — Whelen has been Trusted to Perform.

To learn more, call 860-526-9504 or visit [whelen.com](http://whelen.com)

**WHELEN**<sup>®</sup>  
TRUSTED TO PERFORM<sup>™</sup>

# Authorized Managing Sales Representatives

## CONNECTICUT, MAINE, MASSACHUSETTS NEW HAMPSHIRE, RHODE ISLAND, VERMONT

### Patriot Fleet Group, LLC

P.O. Box 886  
Rocky Hill, Connecticut 06067  
(860) 757-3922 • Fax: (860) 785-8697  
e-mail: amsr1@whelen.com

## FLORIDA, PUERTO RICO

### Whelen Engineering

51 Winthrop Rd.  
Chester, CT 06412  
(860) 526-9504  
e-mail: amsr3@whelen.com

## ALABAMA, GEORGIA, MISSISSIPPI, NORTH CAROLINA, SOUTH CAROLINA, TENNESSEE (Except Memphis)

### Thomas J. Madden & Associates, Inc.

935 Hwy 124, Bldg 400, Suite 401  
Braselton, Georgia 30517  
(678) 963-2060 • Fax: (678) 963-2061  
e-mail: amsr4@whelen.com

## HAWAII, GUAM & SAIPAN

### Pacific Sales Representatives, Inc.

P.O. Box 240256  
Honolulu, Hawaii 96824-0256  
(808) 373-4666 • Fax: (808) 373-3045  
e-mail: amsr6@whelen.com

## KENTUCKY, OHIO, WEST VIRGINIA

### Holstein & Associates, LLC

9031 Heritage Drive  
Plain City, Ohio 43064  
(614) 873-2121 • Fax: (614) 873-3095  
e-mail: amsr7@whelen.com

## ARKANSAS, LOUISIANA, TENNESSEE (Memphis only), TEXAS

### John Wright & Associates

1111 W Abram Street  
Arlington, Texas 76013  
(817) 459-2001 • Fax: (817) 459-2515  
e-mail: amsr8@whelen.com

## ALASKA, IDAHO, MONTANA, OREGON, WASHINGTON

### Kent D. Bruce Company, LLC

P.O. Box 225  
Black Diamond, Washington 98010  
(360) 886-9410 • Fax: (360) 886-9411  
e-mail: amsr10@whelen.com

## CALIFORNIA, NEVADA (Northwest and South) WATTCO

2230 Cordelia Road  
Fairfield, California 94534  
(707) 435-9233 • Fax: (707) 435-1941  
e-mail: amsr12@whelen.com

## IOWA, MINNESOTA, NORTH DAKOTA, SOUTH DAKOTA, WISCONSIN

### W. Reeves & Associates LLC

P.O. Box 477  
Norwalk, Iowa 50211  
(515) 981-5967 • Fax: (866) 336-3503  
e-mail: amsr13@whelen.com

## KANSAS, MISSOURI, NEBRASKA, OKLAHOMA

### Busch & Associates, LLC

12705 South Rene Street  
Olathe, Kansas 66062  
(913) 390-1777 • Fax: (913) 390-7889  
e-mail: amsr14@whelen.com

## COLORADO, NEVADA (Northeast) UTAH, WYOMING

### Rep Services, LLC

33990 County Road 27  
Kiowa, Colorado 80117  
(303) 840-7451 • Fax: (303) 805-0133  
e-mail: amsr19@whelen.com

## DELAWARE, MARYLAND, NEW JERSEY, NEW YORK, PENNSYLVANIA, VIRGINIA, WASHINGTON D.C.

### Fleet Reps, LLC

13225 Ferguson Valley Road  
Yeagertown, PA 17099  
(302) 440-2190  
e-mail: amsr20@whelen.com

## ILLINOIS, INDIANA, MICHIGAN

### C. S. Trojan & Associates, Inc.

1375 Rickett Road  
Brighton, Michigan 48116  
(810) 227-7775 • Fax: (810) 227-9195  
e-mail: amsr22@whelen.com

## ARIZONA, NEW MEXICO

### Charlotte Young & Associates, Inc.

2710 S. Litchfield Road  
Goodyear, Arizona 85338  
(602) 615-8710  
e-mail: amsr25@whelen.com

## WHELEN FACTORY INQUIRY

### Automotive Sales

e-mail: autosale@whelen.com

### Automotive Catalog

e-mail: catalog@whelen.com

### Customer Service

e-mail: custserv@whelen.com

## CANADIAN INQUIRY

## EASTERN: NEWFOUNDLAND, NEW BRUNSWICK, NOVA SCOTIA, PRINCE EDWARD ISLAND

### Leslie and Associates

32 Steeles Avenue East, Unit 8  
Milton, Ontario, Canada L9T 5A1  
(905) 878-8457 • Fax: (905) 878-0877  
e-mail: amsr15@whelen.com

## CENTRAL: MANITOBA, ONTARIO, QUEBEC, NUNAVUT

### Leslie and Associates

32 Steeles Avenue East, Unit 8  
Milton, Ontario, Canada L9T 5A1  
(905) 878-8457 • Fax: (905) 878-0877  
e-mail: amsr15@whelen.com

## WESTERN: ALBERTA, BRITISH COLUMBIA, SASKATCHEWAN, YUKON AND NORTHWEST TERRITORIES

### TL Smid Associates

3057 Similkameen Place  
Kamloops, British Columbia, Canada V2E 2T6  
(250) 572-1507  
e-mail: amsr21@whelen.com

## CARIBBEAN, CENTRAL & SOUTH AMERICA INQUIRY

### Fred Villoria

1621 W. 25th Street #200  
San Pedro, California 90732  
(310) 230-5209  
e-mail: amsr49@whelen.com

## MEXICO INQUIRY

### ZABAI LLC

Ivan R. Lopez Zavala  
20 Bokum Road  
Chester, Connecticut 06412  
(860) 819-6986  
e-mail: amsr50@whelen.com

## MIDDLE EAST INQUIRY

### TM Associates

4395 Centre Lake Drive  
Windsor, Ontario, Canada N9G 2X5  
(519) 563-9339  
e-mail: amsr26@whelen.com

## INTERNATIONAL INQUIRY

### Contact Factory

e-mail: autointl@whelen.com

**WHELEN®**  
ENGINEERING COMPANY, INC.