



2025 PRICE LIST



PRICES SUBJECT TO CHANGE WITHOUT NOTICE, EFFECTIVE January 1, 2023

WARRANTY INFORMATION

We warranty each new unit and part sold by us to be free from manufacturing defects in normal service for a period of six (6) months to one (1) year depending on product, commencing with delivery of the product to the original owner. Copy of the original bill of sale, including serial number must accompany claim. Our obligation under this warranty is expressly limited at our option to the replacement or repair at a facility designated by us, of such part or parts as inspection shall disclose to have been defective. This warranty does not apply to defects caused by damage or unreasonable use (including failure to provide reasonable and necessary maintenance) while in the possession of the customer. THIS WARRANTY DOES NOT APPLY TO HARD WATER DAMAGE, NOZZLE WEAR, PAINT, OR IMPROPER CHEMICAL USE. Equipment which or that proves to be defective upon our inspection will be repaired or replaced at our discretion, F.O.B., Steel Eagle Fire Division.

WE SHALL NOT BE LIABLE FOR CONSEQUENTIAL DAMAGE OF ANYTHING, including but not limited to, consequential labor costs or transportation charges in connection with the replacement or repair of defective parts.

Components including but not limited to, which are manufactured by other vendors, will be subject to warranty terms to their own warranty.

Failure to use circuit breaker with any electric rewind motor will void warranty on motor. Failure to use flexible connectors with any live hose reel will void warranty on the swivel.

ANY IMPLIED OR STATUTORY WARRANTIES, INCLUDING ANY WARRANTY OR MERCHANTABILITY OR FITNESS FOR A PARTICULAR PURPOSE, ARE EXPRESSLY LIMITED TO THE DURATION OF THIS WRITTEN WARRANTY. We make no Other express warranty, nor is anyone authorized to make it on our behalf.

Steel Eagle, Inc.
32586 477th Ave.
Elk Point, SD 57025

IN-LINE HIGH PRESSURE TRIGGER GUN SWIVEL

Tired of dealing with a tangled up mess of hose? The Steel Eagle in-line high pressure swivel will greatly reduce the wasted time & frustration of having to untangle hoses.

PART NUMBER: 01-401477

FEATURES:

- Live rotation under maximum pressure
- Single bearing system
- Stainless Steel internal parts
- Corrosion resistant
- Reinforced inner shaft
- Maintenance free
- 3/8" NPTF x 3/8" NPTM
- Rated to 250° F
- Rated to 4000 PSI
- Nickel plated body
- NBR O-ring
- 1x Thrust ball bearing
- PH 3-12



| PART NUMBER | 01-401477 |
|-------------|--|
| Description | In-Line High Pressure Trigger Gun Swivel |
| MSRP Price | \$70.00 |

DON'T BE LIKE THIS:



GET THE IN-LINE HIGH PRESSURE TRIGGER GUN SWIVEL!



A-FRAME HOSE REELS

STANDARD FEATURES:

- NyRim End A-Frames
- 325° Max Temperature
- Friction Brake and Lock Pin
- Heavy Duty Super Swivel (Except on Totally S.S. Reels)
- 4000 PSI Rated (1/2" Reels)
- Mosmatic SS Swivel on Totally Stainless Steel Reels



1/2" PLUMBING

| PART NUMBER | K01-0105 | K01-0106 | K01-0107 | K01-0108 |
|-------------|------------|-------------|-------------|-------------|
| Description | 8" Painted | 12" Painted | 18" Painted | 22" Painted |
| MSRP Price | \$440.00 | \$505.00 | \$555.00 | \$575.00 |

| PART NUMBER | K01-0105-1 | K01-0106-1 | K01-0107-1 | K01-0108-1 |
|-------------|--------------------|---------------------|---------------------|---------------------|
| Description | 8" Stainless Steel | 12" Stainless Steel | 18" Stainless Steel | 22" Stainless Steel |
| MSRP Price | \$500.00 | \$565.00 | \$675.00 | \$700.00 |

| PART NUMBER | K01-0105-1-SS | K01-0106-1-SS | K01-0107-1-SS | K01-0108-1-SS |
|-------------|----------------------------|-----------------------------|-----------------------------|-----------------------------|
| Description | 8" Totally Stainless Steel | 12" Totally Stainless Steel | 18" Totally Stainless Steel | 22" Totally Stainless Steel |
| MSRP Price | \$750.00 | \$750.00 | \$850.00 | \$825.00 |

3/4" PLUMBING

| PART NUMBER | K01-0105-3/4 | K01-0106-3/4 | K01-0107-3/4 | K01-0108-3/4 |
|-------------|--------------|--------------|--------------|--------------|
| Description | 8" Painted | 12" Painted | 18" Painted | 22" Painted |
| MSRP Price | \$600.00 | \$625.00 | \$700.00 | \$700.00 |

| PART NUMBER | K01-0105-1-3/4 | K01-0106-1-3/4 | K01-0107-1-3/4 | K01-0108-1-3/4 |
|-------------|--------------------|---------------------|---------------------|---------------------|
| Description | 8" Stainless Steel | 12" Stainless Steel | 18" Stainless Steel | 22" Stainless Steel |
| MSRP Price | \$725.00 | \$750.00 | \$875.00 | \$900.00 |

NOTE: Standard plumbing on all reels is 1/2" plated ERW tubing. This tubing will corrode under certain circumstances.


OPTIONS FOR ABOVE REELS:

- 1/2" low pressure brass plumbing available upon request. Add \$80.00 List Price.
- 4000 PSI Stainless Plumbing with Mosmatic Stainless Steel Swivel (see above)

A-FRAME SOFT WASH HOSE REELS

STANDARD FEATURES:

- Corrosion Resistant NyRim Frames
- Rated for 250°
- Friction Brake
- Full Flow 1/2" 304 SS Plumbing
- Lock Pin
- All Stainless Steel Fasteners
- Rated to 3000 PSI
- 304 Stainless Steel Center Hub & Sides



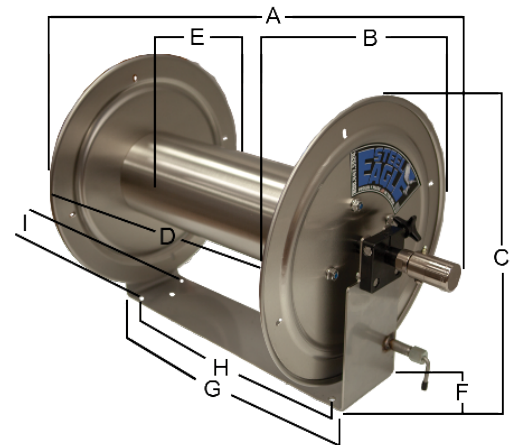
| | | HOSE CAPACITY | | | | REEL DIMENSIONS IN INCHES | | | | | | | | | | WEIGHT (LB) | |
|---------------|------|------------------|------|------|------|---------------------------|------|------|-----|---|------|------|--------|-----|-----|-------------|--|
| | | HOSE SIZE (I.D.) | | | | | | | | | | | | | | | |
| MODEL | SIZE | 3/8" | 1/2" | 5/8" | 3/4" | A | B | C | D | E | F | G | H | I | NET | SHIP | |
| K01-0105-1-SW | 8" | 160' | 100' | 90' | 80' | 20.5 | 16.5 | 18.5 | 7.5 | 6 | 12.5 | 11.5 | 9.875 | 7.5 | 19 | 25 | |
| K01-0106-1-SW | 12" | 300' | 200' | 175' | 150' | 25.75 | 16.5 | 18.5 | 12 | 6 | 12.5 | 16 | 14.375 | 7.5 | 21 | 27 | |
| K01-0107-1-SW | 18" | 450' | 325' | 275' | 225' | 31.75 | 16.5 | 18.5 | 18 | 6 | 12.5 | 22 | 20.375 | 7.5 | 25 | 31 | |
| K01-0108-1-SW | 22" | 550' | 400' | 350' | 275' | 35.75 | 16.5 | 18.5 | 22 | 6 | 12.5 | 26 | 24.375 | 7.5 | 27 | 33 | |

| PART NUMBER | K01-0105-1-SW | K01-0106-1-SW | K01-0107-1-SW | K01-0108-1-SW |
|-------------|-------------------|--------------------|--------------------|--------------------|
| Description | 8" Soft Wash Reel | 12" Soft Wash Reel | 18" Soft Wash Reel | 22" Soft Wash Reel |
| MSRP Price | \$750.00 | \$750.00 | \$800.00 | \$825.00 |

STAINLESS STEEL FRAME SOFT WASH HOSE REELS

STANDARD FEATURES:

- 304 Stainless Steel Frame
- Rated for 325°
- Friction Brake
- Full Flow 1/2" 304 SS Plumbing
- Stainless Steel Lock Pin
- All Stainless Steel Fasteners
- Rated to 3000 PSI
- 304 Stainless Steel Center Hub & Sides



| | | HOSE CAPACITY HOSE SIZE (I.D.) | | | | REEL DIMENSIONS IN INCHES | | | | | | | | | WEIGHT (LB) | |
|-------------|------|-----------------------------------|------|------|------|---------------------------|------|-------|----|--------------------|---|------|----|---|-------------|------|
| MODEL | SIZE | 3/8" | 1/2" | 5/8" | 3/4" | A | B | C | D | E | F | G | H | I | NET | SHIP |
| KSE-1002-SW | 6" | 150' | 100' | 75' | 60' | 20.25 | 16.5 | 17.75 | 6 | 6 | 5 | 8.5 | 6 | 4 | 20 | 26 |
| KSE-1001-SW | 12" | 300' | 200' | 175' | 150' | 26.25 | 16.5 | 17.75 | 12 | 6 | 5 | 14.5 | 12 | 4 | 22 | 28 |
| KSE-1000-SW | 18" | 450' | 325' | 275' | 225' | 32.25 | 16.5 | 17.75 | 18 | 6 | 5 | 20.5 | 18 | 4 | 26 | 32 |
| PART NUMBER | | KSE-1002-SW | | | | KSE-1001-SW | | | | KSE-1000-SW | | | | | | |
| Description | | 6" Soft Wash Reel | | | | 12" Soft Wash Reel | | | | 18" Soft Wash Reel | | | | | | |
| MSRP Price | | \$850.00 | | | | \$850.00 | | | | \$950.00 | | | | | | |

SUPER SWIVEL

STANDARD FEATURES:

- 1/2" x 1/2" x 90°
- Fully Greasable with Pressure Relief, So Can't Be Over Greased
- Double Ball Bearing Design
- 250° Temperature Rating
- 5000 PSI Rated
- Aflas Seals and Nickel Plated
- Repair Kit Available



| | |
|-------------|------------------------|
| PART NUMBER | 01-401404 |
| Description | Soft Wash Super Swivel |
| MSRP Price | \$85.00 |

SOFT WASH SUPER SWIVEL

STANDARD FEATURES:

- 1/2" x 1/2" x 90°
- Fully Greasable with Pressure Relief, So Can't Be Over Greased
- Double Ball Bearing Design
- 250° Temperature Rating
- 5000 PSI Rated
- Aflas Seals and Nickel Plated
- Repair Kit Available




| | |
|-------------|------------------------|
| PART NUMBER | 01-401405 |
| Description | Soft Wash Super Swivel |
| MSRP Price | \$180.00 |

STEEL FRAME NON-SWIVEL HOSE REELS: MINI REELS

STANDARD FEATURES:

- Durable Powder Coat Paint
- 1/2" Schedule 80 Black Pipe Plumbing
- 4000 PSI Working Pressure
- Adjustable Drag Brake
- Super Swivel® Union
- 325° Maximum Temperature
- Easy Turn Crank Handle




| PART NUMBER | KSE-1001-1 | KSE-2000-SE | KSE-3000 |
|-------------|----------------|----------------|----------------|
| Description | 100' Mini Reel | 200' Mini Reel | 300' Mini Reel |
| MSRP Price | \$500.00 | \$525.00 | \$525.00 |

STEEL FRAME NON-SWIVEL HOSE REELS: 7000 SERIES

STANDARD FEATURES:

- Steel Frame and Spindle construction
- Greasable Pillow Blocks
- Heavy Duty Spring Lock Pin
- Durable Powder-Coat Paint
- Adjustable Drag Brake
- 1/2" Schedule 80 Plumbing
- 4000 PSI Maximum



Drag Brake and Pillow Block Assembly



| PART NUMBER | K01-7000 | K01-7001 | K01-7002 |
|-------------|----------------------|----------------------|----------------------|
| Description | 150' of 3/8" ID Hose | 200' of 3/8" ID Hose | 300' of 3/8" ID Hose |
| MSRP Price | \$600.00 | \$600.00 | \$650.00 |

100' NON-SWIVEL MINI HOSE REELS



| PART NUMBER | KSE-1024 | KSE-1025 | KSE-1026 |
|-------------|----------------------------|-------------------------------|---------------------------|
| Description | Slide-In Arm & Jumper Hose | Mount Block Kit & Jumper Hose | Drop-In Arm & Jumper Hose |
| MSRP Price | \$575.00 | \$650.00 | \$575.00 |

100' SWIVEL HOSE REELS



| PART NUMBER | KSE-2042 Std. Arm KSE-2043 Long Arm | KSE-2041 | KSE-2044 | KSE-2045 | KSE-2046 |
|-------------|--|-------------|-----------------|----------------|--------------------|
| Description | Slide-In Arm | Drop-In Arm | Mount Block Kit | Wall Mount Arm | Flat Surface Mount |
| MSRP Price | \$650.00 | \$650.00 | \$750.00 | \$700.00 | \$750.00 |

100' SWIVEL HOSE REELS -- TOTALLY STAINLESS HOSE REELS



| PART NUMBER | KSE-2042-SS | KSE-2041-SS | KSE-2045-SS | KSE-2046-SS |
|-------------|---------------------------------|--------------------------------|-----------------------------------|---------------------------------------|
| Description | Slide-In Arm Stainless Steel | Drop-In Arm Stainless Steel | Wall Mount Arm Stainless Steel | Flat Surface Mount Stainless Steel |
| MSRP Price | \$1,150.00 | \$1,150.00 | \$1,150.00 | \$1,150.00 |

150' SWIVEL HOSE REELS



| PART NUMBER | KSE-0310 Std. Arm KSE-0305 Long Arm | KSE-0300 | KSE-0301 | KSE-0302 | KSE-0303 |
|-------------|--|-------------|-----------------|----------------|--------------------|
| Description | Slide-In Arm | Drop-In Arm | Mount Block Kit | Wall Mount Arm | Flat Surface Mount |
| MSRP Price | \$675.00 | \$675.00 | \$770.00 | \$700.00 | \$750.00 |

200' SWIVEL HOSE REELS



| PART NUMBER | KSE-0206 | KSE-0207 | KSE-0208 | KSE-0209 |
|-------------|--------------|-------------|----------------|--------------------|
| Description | Slide-In Arm | Drop-In Arm | Wall Mount Arm | Flat Surface Mount |
| MSRP Price | \$675.00 | \$675.00 | \$700.00 | \$750.00 |

300' SWIVEL HOSE REELS



| PART NUMBER | KSE-0308 | KSE-0312 | KSE-0309 |
|-------------|-------------|----------------|--------------------|
| Description | Drop-In Arm | Wall Mount Arm | Flat Surface Mount |
| MSRP Price | \$675.00 | \$715.00 | \$775.00 |

INDUSTRIAL 5000 PSI REELS

STANDARD FEATURES:

- 3/8" Plumbing
- Powder Coat Paint
- Brass Swivel 225° F rated
- 5000 PSI maximum pressure rating
- Reel will mount to any flat surface

| PART NUMBER | K01-5004 | K01-5005 |
|-------------|----------------------|----------------------|
| Description | 100' of 3/8" ID Hose | 150' of 3/8" ID Hose |
| MSRP Price | \$400.00 | \$400.00 |




INDUSTRIAL 5000 PSI STAINLESS STEEL REELS

STANDARD FEATURES:

- 3/8" Plumbing
- Brass Swivel 400° F rated
- 5000 PSI maximum pressure rating
- Reel will mount to any flat surface
- Complete with mounting base

| PART NUMBER | K01-5006 |
|-------------|----------------------|
| Description | 100' of 3/8" ID Hose |
| MSRP Price | \$650.00 |



LOWER COST HOSE REELS

STANDARD FEATURES:

- 3/8" Plumbing
- Powder Coat Paint
- Brass Swivel
- 3500 PSI Maximum pressure rating
- Reel will mount to any flat surface
- Clamping mounting base included with 50' & 100' models

| PART NUMBER | K01-5000 | K01-5001 | K01-5002 | K01-5003 |
|-------------|---------------------|----------------------|----------------------|----------------------|
| Description | 50' of 3/8" ID Hose | 100' of 3/8" ID Hose | 150' of 3/8" ID Hose | 200' of 3/8" ID Hose |
| MSRP Price | \$165.00 | \$208.00 | \$250.00 | \$285.00 |



REEL STACK KIT

This is the easy way to stack two reels to help save valuable space on your trailer or truck bed. Available in powder coat finish or stainless steel. Reels sold separately.

| REEL STACK KIT | FOR A-FRAME REELS | FOR A-FRAME REELS: STAINLESS STEEL | FOR 7000 SERIES REELS |
|----------------|---|--|--|
| Part Numbers | 8" Reels: K01-0149 12" Reels: K01-0150 18" Reels: K01-0151 22" Reels: K01-0152 | *8" Reels: K01-0149-SS 12" Reels: K01-0150-SS 18" Reels: K01-0151-SS 22" Reels: K01-0152-SS | 150' Reels: K01-0155 200' Reels: K01-0155-1 300' Reels: K01-0155-2 |
| MSRP Price | 237.50 | *\$625.00 \$700.00 | \$225.00 |



REEL CART KIT

Great if you need to have your NyRim reels mobile. Powder coated with pneumatic or flat-free tires for long lasting durability and ease of movement. Reels sold separately.



| REEL STACK KIT | FOR A-FRAME REELS | FOR A-FRAME REELS: FLAT-FREE TIRES | FOR 7000 SERIES REELS | FOR A-FRAME REELS: STAINLESS STEEL WITH FLAT-FREE TIRES |
|----------------|---|---|--|---|
| Part Numbers | 8" Reels: K01-0162 12" Reels: K01-0160 18" Reels: K01-0163 22" Reels: K01-0164 | 8" Reels: K01-0170 12" Reels: K01-0169 18" Reels: K01-0163-1 22" Reels: K01-0173 | 150' Reels: K01-0166 200' Reels: K01-0167 300' Reels: K01-0168 | 8" Reels: K01-0162-SS 12" Reels: K01-0160-SS 18" Reels: K01-0163-1-SS 22" Reels: K01-0173-SS |
| MSRP Price | \$325.00 | \$450.00 | \$300.00 | \$1,275.00 |

REEL HAND CARRY KIT

When you really need to have your reel mobile. Powder coated for long lasting dependability. Reels sold separately.

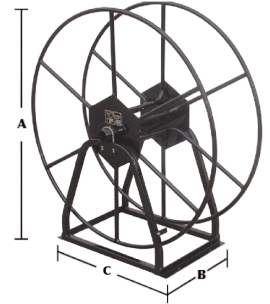
| REEL STACK KIT | FOR 100' MINI REELS | FOR 8" REELS |
|----------------|---------------------|--------------|
| Part Number | K01-1010 | K01-1011 |
| MSRP Price | \$210.00 | \$210.00 |



VACUUM HOSE REELS

STANDARD FEATURES:

- Heavy duty steel construction
- 7/8" round steel tubing construction on reel
- 1 1/4" square steel tubing construction on base frame
- Durable Powder Coat Paint
- Easily Upgradeable to a live vacuum reel
- Easily Upgradeable to a live solution reel



| PART NUMBER | 29-200001 | 29-200002 | 29-200000 | 29-200004 | 29-200003 |
|--------------------|----------------------|----------------------|----------------------|----------------------|----------------------|
| Description | 150' of 2" Vac. Hose | 200' of 2" Vac. Hose | 250' of 2" Vac. Hose | 300' of 2" Vac. Hose | 400' of 2" Vac. Hose |
| Dimensions (AxBxC) | 38"x20.5"x35" | 38"x24.5"x35" | 51"x20"x49" | 51"x24"x49" | 51"x36"x49" |
| MSRP Price | \$1,100.00 | \$1,100.00 | \$1,100.00 | \$1,200.00 | \$1,200.00 |

Conversion Kit for Live Vacuum: KSE-3003. MSRP: \$115.00.

HOSE REEL BRACKET KIT

This mount kit allows you to mount two 12" A-Frame Painted or Stainless Steel Reels to the vacuum reel (any size). These reels can be used for storing high pressure hose or garden hose.



| PART NUMBER | KSE-4190 |
|-------------|-----------------------|
| Description | Hose Reel Bracket Kit |
| MSRP Price | \$90.00 |



POWDER COATED STEEL FRAME HOSE REELS

STANDARD FEATURES:

- Corrosion Resistant Plumbing
- Full Flow Super Swivel
- 4000 PSI Maximum Pressure
- Available in Durable Powder Coat Paint
Black is the standard color; other colors available upon request



1/2" PLUMBING: HAND CRANK

| PART NUMBER | P18-8H | P18-12H | P18-18H | P18-22H |
|----------------------------|-------------|-------------|-------------|-------------|
| Description | 8" Painted | 12" Painted | 18" Painted | 22" Painted |
| Capacity (ID): 3/8" 1/2" | 160' 100' | 300' 200' | 450' 325' | 550' 400' |
| MSRP Price | CALL | \$1,350.00 | \$1,500.00 | \$1,500.00 |

1/2" PLUMBING: 12 VDC ELECTRIC REWIND (includes push button switch, switch mount bracket, and solenoid)


| PART NUMBER | P18-8E | P18-12E | P18-18E | P18-22E |
|----------------------------|-------------|-------------|-------------|-------------|
| Description | 8" Painted | 12" Painted | 18" Painted | 22" Painted |
| Capacity (ID): 3/8" 1/2" | 160' 100' | 300' 200' | 450' 325' | 550' 400' |
| MSRP Price | CALL | \$2,075.00 | \$2,350.00 | \$2,350.00 |

ROLLER GUIDE OPTIONS

| DESCRIPTION | Economy Roller Guide | Steel Eagle Roller Guide |
|-------------|----------------------|--------------------------|
| MSRP Price | CALL | CALL |



Economy Roller Guide



Steel Eagle Roller Guide

STAINLESS STEEL HOSE REELS

STANDARD FEATURES:

- Corrosion Resistant Plumbing
Standard plumbing on our Stainless Steel reel is 1/2" plated ERW tubing with a Nickel Plated Super Swivel®. This combination will corrode under certain circumstances.
- Full Flow Super Swivel
- 4000 PSI Maximum Pressure
- All Stainless Steel plumbing, swivel, and fasteners is available upon request. Pricing will be quoted upon request.



1/2" PLUMBING: HAND CRANK

| PART NUMBER | S18-8H | S18-12H | S18-18H | S18-22H |
|----------------------------|--------------------|---------------------|---------------------|---------------------|
| Description | 8" Stainless Steel | 12" Stainless Steel | 18" Stainless Steel | 22" Stainless Steel |
| Capacity (ID): 3/8" 1/2" | 160' 100' | 300' 200' | 450' 325' | 550' 400' |
| MSRP Price | \$1,575.00 | \$1,800.00 | \$2,150.00 | \$2,200.00 |

1/2" PLUMBING: 12 VDC ELECTRIC REWIND (includes push button switch, switch mount bracket, and solenoid)

| PART NUMBER | S18-8E | S18-12E | S18-18E | S18-22E |
|----------------------------|--------------------|---------------------|---------------------|---------------------|
| Description | 8" Stainless Steel | 12" Stainless Steel | 18" Stainless Steel | 22" Stainless Steel |
| Capacity (ID): 3/8" 1/2" | 160' 100' | 300' 200' | 450' 325' | 550' 400' |
| MSRP Price | \$2,350.00 | \$2,600.00 | \$2,700.00 | \$2,700.00 |

OPTIONAL UPGRADES

| DESCRIPTION | 4000 PSI SS Plumbing with Mosmatic SS Swivel | 115V Motor |
|-------------|--|---------------------|
| MSRP Price | additional \$250.00 | additional \$825.00 |

FIRE DIVISION HOSE REELS: POWDER COATED

STANDARD FEATURES:

- Full Flow Plumbing
- Full Flow Super Swivel
- 1000 PSI Maximum Pressure
- Durable Powder Coat Paint
- Red is the standard color; other colors available upon request

Image shows optional rubber feet, hose, and hose roller guide.



1" PLUMBING: HAND CRANK

| PART NUMBER | P18-10H-A | P18-16H-A | P18-22H-A | P23-16H-A | P23-22H-A |
|--------------------------|-------------|-------------|-------------|-------------|-------------|
| Description | 10" Painted | 16" Painted | 22" Painted | 16" Painted | 22" Painted |
| Capacity (ID): 3/4" 1" | 50' 25' | 100' 50' | 200' 100' | 200' 100' | 300' 200' |
| MSRP Price | CALL | \$1,575.00 | CALL | CALL | \$1,575.00 |

1" PLUMBING: 12 VDC ELECTRIC REWIND (includes push button switch, switch mount bracket, and solenoid)


| PART NUMBER | P18-10E-A | P18-16E-A | P18-22E-A | P23-16E-A | P23-22E-A |
|--------------------------|-------------|-------------|-------------|-------------|-------------|
| Description | 10" Painted | 16" Painted | 22" Painted | 16" Painted | 22" Painted |
| Capacity (ID): 3/4" 1" | 50' 25' | 100' 50' | 200' 100' | 200' 100' | 300' 200' |
| MSRP Price | CALL | \$2,475.00 | \$3,325.00 | \$2,700.00 | \$2,700.00 |

OPTIONAL UPGRADES

| DESCRIPTION | 115V Motor |
|-------------|---------------------|
| MSRP Price | additional \$825.00 |

HYDRAULIC & CORD REELS WITH ELECTRIC REWIND

| PART NUMBER | P18-12HYD | S18-12HYD | P18-8EC | S18-8EC |
|-------------|-----------------------------|-------------------------------------|----------------------------|------------------------------------|
| Description | Painted Hydraulic Hose Reel | Stainless Steel Hydraulic Hose Reel | Painted Electric Cord Reel | Stainless Steel Electric Cord Reel |
| MSRP Price | CALL | CALL | CALL | CALL |



Hydraulic Hose Reel



Electric Cord Reel

FIRE DIVISION HOSE REELS: STAINLESS STEEL

STANDARD FEATURES:

- Full Flow Plumbing
Standard plumbing on our Stainless Steel reel is 1" tubing with a Nickel Plated Super Swivel®. This combination will corrode under certain circumstances.
- Full Flow Super Swivel
- 1000 PSI Maximum Pressure
- All Stainless Steel plumbing, swivel, and fasteners is available upon request.
Pricing will be quoted upon request.




Image shows optional rubber shock absorbing feet.

1" PLUMBING: HAND CRANK

| PART NUMBER | S18-10H-A | S18-16H-A | S18-22H-A | S23-16H-A | S23-22H-A |
|--------------------------|---------------------|---------------------|---------------------|---------------------|---------------------|
| Description | 10" Stainless Steel | 16" Stainless Steel | 22" Stainless Steel | 16" Stainless Steel | 22" Stainless Steel |
| Capacity (ID): 3/4" 1" | 50' 25' | 100' 50' | 200' 100' | 200' 100' | 300' 200' |
| MSRP Price | CALL | \$1,875.00 | \$2,200.00 | CALL | CALL |

1" PLUMBING: 12 VDC ELECTRIC REWIND (includes push button switch, switch mount bracket, and solenoid)

| PART NUMBER | S18-10E-A | S18-16E-A | S18-22E-A | S23-16E-A | S23-22E-A |
|--------------------------|---------------------|---------------------|---------------------|---------------------|---------------------|
| Description | 10" Stainless Steel | 16" Stainless Steel | 22" Stainless Steel | 16" Stainless Steel | 22" Stainless Steel |
| Capacity (ID): 3/4" 1" | 50' 25' | 100' 50' | 200' 100' | 200' 100' | 300' 200' |
| MSRP Price | CALL | CALL | CALL | \$3,775.00 | CALL |

OPTIONAL UPGRADES

| DESCRIPTION | 1" SS Super Swivel | 115V Motor |
|-------------|---------------------|---------------------|
| MSRP Price | additional \$495.00 | additional \$825.00 |

LITTLE FLOATER SURFACE SPINNER

Image shows optional trigger gun.

| PART NUMBER | ASE-0010 | ASE-0011 |
|-------------|----------------------|----------------------|
| Description | 12" Floating Spinner | 16" Floating Spinner |
| MSRP Price | \$850.00 | \$900.00 |



SURFACE SPINNERS WITH CASTER WHEELS

STANDARD FEATURES:

- All Metal Chassis and Aluminum Deck
- Full Width Cleaning Path
- Trigger Gun With Quick Coupler On ASE-0018 (Optional on Others)
- 1/4" or 3/8" Quick Coupler Nipple
- Mosmatic Swivel Union
- Min pressure 1500 PSI
- Max pressure 4000 PSI
- Min Flow Rate 2 1/2 GPM
- Max Flow Rate 5 GPM
- 2 Nozzle Spray Arm
- Three 2" Caster Wheels

| PART NUMBER | ASE-0010-C | ASE-0011-C | ASE-0018 |
|-------------|-------------|-------------|------------------------|
| Description | 12" Spinner | 16" Spinner | 16" Heavy Duty Spinner |
| MSRP Price | \$900.00 | \$1,000.00 | \$1,450.00 |



MODELS ON THIS PAGE ARE AVAILABLE WITH TWO SPRAY ARM ASSEMBLIES ONLY.

TALON 4 SWIVEL SURFACE SPINNERS



| PART NUMBER | ASE-0017 | ASE-0017T | ASE-0006 | ASE-0006I | ASE-0006U |
|-------------|----------------------------------|--|---------------------|-------------------------------|--------------|
| Description | 24" Straight Handle (New Design) | 24" Inline Trigger Gun Handle (New Design) | 24" Straight Handle | 24" Inline Trigger Gun Handle | 24" U Handle |
| MSRP Price | \$1,425.00 | \$1,650.00 | \$1,350.00 | \$1,625.00 | \$1,525.00 |



| PART NUMBER | ASE-0022 | ASE-0022T | ASE-0007 | ASE-0007I | ASE-0007U |
|-------------|----------------------------------|--|---------------------|-------------------------------|--------------|
| Description | 30" Straight Handle (New Design) | 30" Inline Trigger Gun Handle (New Design) | 30" Straight Handle | 30" Inline Trigger Gun Handle | 30" U Handle |
| MSRP Price | \$1,750.00 | \$1,875.00 | \$1,625.00 | \$1,975.00 | \$1,800.00 |

MODELS ON THIS PAGE ARE AVAILABLE WITH TWO SPRAY ARM ASSEMBLIES ONLY.

DEUBLIN SWIVEL SURFACE SPINNERS: STRAIGHT HANDLE

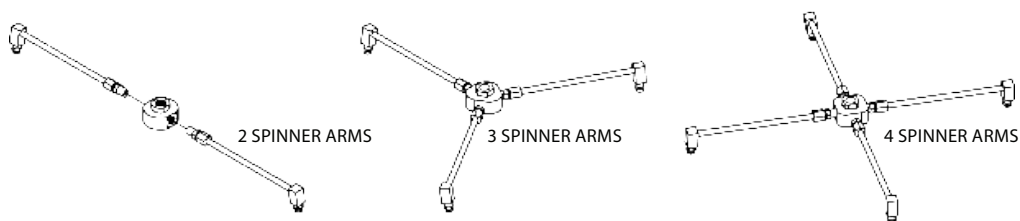
| PART NUMBER | ASE-0003 | ASE-0003-3 | ASE-0004 | ASE-0004-3 |
|-------------|----------------------|----------------------|----------------------|----------------------|
| Description | 24" w/2 Spinner Arms | 24" w/3 Spinner Arms | 30" w/2 Spinner Arms | 30" w/3 Spinner Arms |
| MSRP Price | \$2,450.00 | \$2,500.00 | \$2,750.00 | \$2,800.00 |

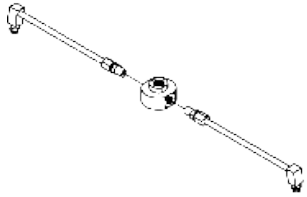
DEUBLIN SWIVEL SURFACE SPINNERS: INLINE TRIGGER GUN

| PART NUMBER | ASE-0003I | ASE-0003I-3 | ASE-0004I | ASE-0004I-3 |
|-------------|----------------------|----------------------|----------------------|----------------------|
| Description | 24" w/2 Spinner Arms | 24" w/3 Spinner Arms | 30" w/2 Spinner Arms | 30" w/3 Spinner Arms |
| MSRP Price | \$2,625.00 | \$2,675.00 | \$3,050.00 | \$3,100.00 |

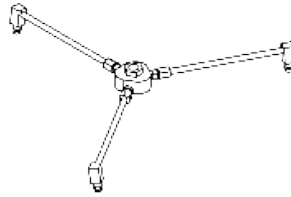
DEUBLIN SWIVEL SURFACE SPINNERS: U HANDLE

| PART NUMBER | ASE-0003U | ASE-0003U-3 | ASE-0004U | ASE-0004U-3 |
|-------------|----------------------|----------------------|----------------------|----------------------|
| Description | 24" w/2 Spinner Arms | 24" w/3 Spinner Arms | 30" w/2 Spinner Arms | 30" w/3 Spinner Arms |
| MSRP Price | \$2,500.00 | \$2,550.00 | \$2,850.00 | \$2,900.00 |

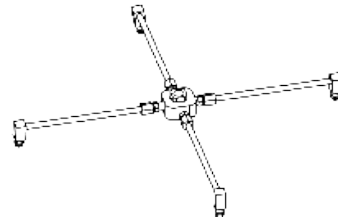




2 SPINNER ARMS



3 SPINNER ARMS



4 SPINNER ARMS

5000 PSI SURFACE SPINNERS

STANDARD FEATURES:

- Min Pressure 1500 PSI
- Max Pressure 5000 PSI
- Max Temperature 250° F
- Max RPM 2000 RPM
- 10" Flat Free tires for easy rolling
- Large 3" Front caster for maneuverability
- Min Flow Rate 3 GPM
- Max Flow Rate 10 GPM

Note: Must be used with 5000 PSI rated gun and fittings.



| PART NUMBER | ASE-0025 | ASE-0026 | ASE-0027 |
|-------------|--|--|--|
| Description | 24" Talon Spinner (Straight Handle) | 30" Talon Spinner (Straight Handle) | 30" Talon Spinner (Square Tube Frame, Straight Handle) |
| MSRP Price | \$1,450.00 | \$1,775.00 | \$1,875.00 |



WATER BROOM SURFACE SPINNERS

STANDARD FEATURES:

- 24" or 30" U Handle Spinners
- Flat-Free Tires
- Talon 4 Swivel
- Conversion kits can be purchased to install yourself or can be factory installed



| PART NUMBER | ASE-0035-4C-WB | ASE-0035-WB | ASE-0036-4C-WB | ASE-0036-WB |
|-------------|---|---|---|---|
| Description | 24" Water Broom Surface Spinner 4 Caster | 24" Water Broom Surface Spinner 3 Wheels | 30" Water Broom Surface Spinner 4 Caster | 30" Water Broom Surface Spinner 3 Wheels |
| MSRP Price | \$1,850.00 | \$1,850.00 | \$2,050.00 | \$2,050.00 |

48" SURFACE SPINNERS


STANDARD FEATURES:

- Requires 8 GPM MIN @ 4 tips/16 GPM @ 8 tips
- Rated 4000 PSI
- Minimum PSI 1500, 2 gallon per tip min.
- 10" Flat-Free Tires for Easy Rolling
- Two 3" Front Casters
- All Metal Chassis
- Powder Coated Stainless Steel Deck (Black)
- Maximum Temperature: 250° F
- Maximum RPM: 2000
- U Handle with Built-in Trigger Gun
- Adjustable Handle that Folds Down for Easy Storage
- Brush Skirt Kit

Note: This item ships via truck line. Please call for freight quote.



UNDERNEATH: SHOWING 4 NOZZLES PER ARM




ADJUSTABLE HANDLE FOLDED DOWN FOR EASY STORAGE

| PART NUMBER | ASE-0024-5 | ASE-0024-6 | ASE-0024-4 | ASE-0024-7 |
|-------------|--------------------------------|----------------------------------|--------------------------------|----------------------------------|
| Description | 48" Spinner Talon 4 Nozzles | 48" Spinner Deublin 4 Nozzles | 48" Spinner Talon 8 Nozzles | 48" Spinner Deublin 8 Nozzles |
| MSRP Price | \$4,300.00 | \$6,425.00 | \$4,300.00 | \$6,625.00 |

SURFACE SPINNER ACCESSORIES



| PART NUMBER | BSE-0081 | BSE-0082 |
|-------------|-----------------------|-----------------------|
| Description | 24" Skirt Kit (Brush) | 30" Skirt Kit (Brush) |
| MSRP Price | \$82.00 | \$105.00 |



| PART NUMBER | KSE-0003 |
|-------------|---|
| Description | Stainless Steel Deck Protector Kit for 24" & 30" Spinners (2 Plates & 20 Pop Rivets Included) |
| MSRP Price | \$110.00 |



| PART NUMBER | ESE-0008-1 | ESE-0009-1 |
|-------------|---|---|
| Description | 24" Rear Wheel Assembly (10" Flat-Free) | 30" Rear Wheel Assembly (10" Flat-Free) |
| MSRP Price | \$360.00 | \$360.00 |



| PART NUMBER | 12-152000 |
|-------------|-------------------------------------|
| Description | 10" Flat-Free Tire (Price Per Tire) |
| MSRP Price | \$91.00 |



| PART NUMBER | ESE-0044 |
|-------------|----------------------------|
| Description | 12" U Handle Extension Kit |
| MSRP Price | \$90.00 |



| Description | Optional 2 or 4 Front Casters on 24" and 30" Spinners |
|-------------|---|
| MSRP Price | Call for Pricing |

UNDERCARRIAGE CLEANERS

STANDARD FEATURES:

- Requires 5½" Vehicle Clearance (ASE-0019-4 & ASE-0019-15 Only)
- Easy Handling and Maneuverability
- Approximately 24" Cleaning Area
- Max Pressure 4000 PSI
- Max Temperature 250° F
- Long Handle Length: 33.5" - 60"



| PART NUMBER | ASE-0019-4 | ASE-0019-6 | ASE-0019-11 | ASE-0019-15 | ASE-0019-17 |
|-------------|-------------------------|--------------------------|--------------------------|------------------------------|---|
| Description | 4" Wheels w/Long Handle | 10" Wheels w/Long Handle | 13" Wheels w/Long Handle | 2 Front Wheels w/Long Handle | 10" Wheels & Front Caster w/Long Handle |
| MSRP Price | \$1,125.00 | \$1,275.00 | \$1,375.00 | \$1,175.00 | \$1,375.00 |

UNDERCARRIAGE CLEANERS: STAINLESS STEEL


STANDARD FEATURES:

- Requires 5½" Vehicle Clearance
- Easy Handling and Maneuverability
- Approximately 24" Cleaning Area
- Max Pressure 4000 PSI
- Max Temperature 250° F
- Standard Handle Length: 27.5"-47"
- Long Handle Length: 33.5" - 60"



| PART NUMBER | ASE-0019-SS | ASE-0019-7SS | ASE-0019-11SS | ASE-0019-15SS |
|-------------|-----------------------------|------------------------------|--------------------------|------------------------------|
| Description | 4" Wheels w/Standard Handle | 10" Wheels w/Standard Handle | 13" Wheels w/Long Handle | 2 Front Wheels w/Long Handle |
| MSRP Price | \$1,500.00 | \$1,500.00 | \$1,500.00 | \$1,600.00 |

OPTIONS



| PART NUMBER | KSE-0004 | 12-152000 | 12-152100 | KSE-0019 |
|-------------|----------------|-------------------------------------|-------------------------------------|---|
| Description | Grate Skid Kit | 10" Flat-Free Tire (Price Per Tire) | 13" Flat-Free Tire (Price Per Tire) | Protection Plate Kit (for ASE-0019 & ASE-0019-SS) |
| MSRP Price | \$75.00 | \$91.00 | \$116.00 | \$285.00 |

GENERAL PUMP INDUSTRIAL WATER SANDBLASTING KIT

This sandblasting kit is for suction-fed injection of sand into the water stream for abrasive cleaning.

STANDARD FEATURES:

- Min Pressure 1500 PSI
- Max Pressure 5500 PSI
- Min Flow 3 GPM
- Max Flow 10 GPM
- Max Temperature 200° F
- 10 Pounds
- General Pump DWSDBTk
- Constructed of Plated Carbon Steel, SST, Brass, Aluminum, Rubber, Tungsten Carbide, and Plastic



| PART NUMBER | K01-0140 |
|-------------|------------------------|
| Description | Complete Sandblast Kit |
| MSRP Price | \$350.00 |

WASTE OIL HEATER

STANDARD FEATURES:

- Easy to Use, Maintain, Clean, and Access
- Reliable and Clean Burning
- Inexpensive to Own & Operate
- EPA Approved Method of Waste Oil Disposal
- Conforms to UL Standard 296 & CAN/CSA B140.3

| SPECIFICATIONS | |
|-------------------------|------------------------------|
| Heat Output: BTUs | 120,000 |
| Radiant Surface Area | 1,000+ sq. in. |
| Oil Consumption Rate | 0.8 gallons/hour |
| Fuel Tank Capacity | 15 gallons |
| Power Source Voltage | 115 VAC |
| Fuel Pump Monitor | 3.8 Amps |
| Height x Width x Length | 42" x 23" x 30" |
| Weight | 330 lbs |
| Exhaust Pipe | 6" O.D. |
| Thermostat | Remote Included |
| Daily Service Time | 5 Minutes |
| Warranty Period | 1 Year; 5 Years Heat Chamber |

| PART NUMBER | AENH-0001 |
|-------------|------------------|
| Description | Waste Oil Heater |
| MSRP Price | \$6,485.00 |



COMPACT VACUUM UNITS

ASE-3102 & 3103 STANDARD FEATURES:

- 50' — 2" Vac Hose w/Cam Locks
- 1 — Primary Separation Tank

ASE-3104, 3105, 3106, 3104, & 3114 STANDARD FEATURES:

- 50' — 2" Vac Hose w/Cam Locks
- 1 — Primary Separation Tank

Models ASE-3105, 3106, and 3107 comes with a 7 gallon fuel tank

Model ASE-3114 comes with a 14 gallon fuel tank



| PART NUMBER | ASE-3102 | ASE-3103 | ASE-3104 | ASE-3105 | ASE-3106 | ASE-3107 | ASE-3114 |
|-----------------------|---------------|-----------------------------|------------------------------|-----------------------------|-------------------------------|-----------------------------|-------------------------------|
| Description | Fury 2400 CVU | Fury 2400 CVU | Fury 2400 CVU | Fury 2400 CVU | Fury 2400 CVU | Fury 2400 CVU | Fury 2400 CVU |
| MSRP Price | \$14,145.00 | \$14,410.00 | \$17,190.00 | \$20,810.00 | \$19,830.00 | \$22,280.00 | \$28,665.00 |
| Engine | GX 270 Honda | GX 270 Honda Electric Start | 16HP Vanguard Electric Start | GX 630 Honda Electric Start | 23 HP Vanguard Electric Start | GX 660 Honda Electric Start | 35 HP Vanguard Electric Start |
| Max Air Flow | 235 CFM | 235 CFM | 355 CFM | 355 CFM | 450 CFM | 450 CFM | 750 CFM |
| Max Tool Size | 16" | 16" | 16"/24" | 16"/24" | 2 - 24" | 2 - 24" | 2 - 24" |
| Vac Recovery Distance | 300' | 300' | 2-16" or 1-24" @ 300' | 2-16" or 1-24" @ 300' | 300' or 1 Tool @ 600' | 300' or 1 Tool @ 600' | 2-24" @ 400' |

COMPACT VACUUM UNIT ACCESSORIES



| PART NUMBER | VB5 | TUU48BK | ASE-0160 | K01-2515 | KSE-8000 | KSE-2400 |
|-------------|--------------|------------------|------------------|-------------|-------------------|------------|
| Description | 5' Vacu Boom | 8"x48" Sand Tube | Gum Blaster Tool | Vacuum Disc | 16" Machine Stand | Wheel Kit |
| MSRP Price | \$1,650.00 | \$45.00 | \$575.00 | \$570.00 | \$725.00 | \$1,700.00 |

| PART NUMBER | 11-195010 | FSE-3100 |
|-------------|-----------------|------------------------------|
| Description | 50' Vacuum Hose | 7 Gallon Auxiliary Fuel Tank |
| MSRP Price | \$256.00 | CALL |

PRIMARY SEPARATION TANKS ARE AVAILABLE FOR PURCHASE BUT ARE INCLUDED WITH CVU UNITS. CALL FOR DETAILS.

FURY VACUUM CLEAN & CAPTURE SURFACE CLEANERS

STANDARD FEATURES:

- Max Pressure 4000 PSI
- Max Flow 10 GPM (Talon 4); 8 GPM (Deublin)
- Max RPM 2000 RPM
- Stainless Steel Deck
- Durable Powder Coat Paint
- Trigger Gun Included
- 2" Vacuum Port (1.5" Available on ASE-0150)
- ASE-0150 Includes Floor and Wall Handles
- Vacuum Hose Not Included with ASE-0150



| PART NUMBER | ASE-0150 | ASE-0120 | ASE-0125 | ASE-0140 | ASE-0145 |
|----------------------|--------------------------|--------------------------|--------------------------|--------------------------|--------------------------|
| Description | 11" Tool w/Talon 4 Union | 16" Tool w/Talon 4 Union | 16" Tool w/Deublin Union | 24" Tool w/Talon 4 Union | 24" Tool w/Deublin Union |
| MSRP Price | \$1,475.00 | \$2,575.00 | \$3,225.00 | \$3,475.00 | \$4,450.00 |
| Min Airflow Required | 100 CFM | 200 CFM | 200 CFM | 300 CFM | 300 CFM |

FURY VACUUM SYSTEM ACCESSORIES



| PART NUMBER | ASE6-0005 | K01-2450 | 11-195010 | | SEH-4121 | SEH-4123 | 06-152510 | 06-201300 |
|-------------|------------------------------|-----------------------------------|----------------------------------|--|--------------------------------|---------------------------------|-------------|-----------|
| Description | 12VDC or 120VAC Water Heater | Separation Tank Filtration System | 50' of 2" Heavy Duty Vacuum Hose | | 50' of 3/8" 4000 PSI Wash Hose | 100' of 3/8" 4000 PSI Wash Hose | Trigger Gun | 36" Lance |
| MSRP Price | CALL | \$1,600.00 | \$256.00 | | \$105.00 | \$200.00 | \$70.00 | \$25.00 |

Separation Tank Filtration System (K01-2450) Is a Recommended Accessory for Every Fury 2400 System.
50' of Heavy Duty Vacuum Hose is supplied with every Fury 2400 System.

FURY WASTE WATER RECYCLE SYSTEM

The Steel Eagle X-11 Recycle System is the latest edition to our Reclamation systems line of products. For use with all Fury 2400 Vacuum systems.

Increased efficiency of the X-11 is due to the innovative design with a greater water capacity allowing improved settling time for suspended solids which helps prolong the life of the polishing filters. Even greater efficiency and filter life is maintained by adding our primary separation tank for use as a pre-filter for the X-11.

Oleophilic (oil attracting) coalescing plates, reusable oil filtering foam media, oil absorption skimmer media and improved clarity with a four step reduction polishing filter manifold removing suspended particles down to a five micron size at a rate of 11 gallons per minute.

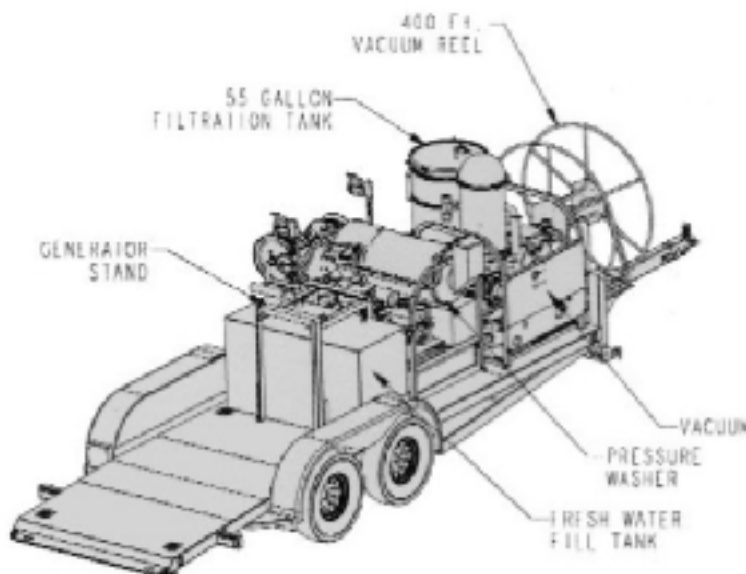
| SPECIFICATIONS | |
|-------------------------|---------------------|
| Electrical Requirements | 120VAC @ 2000 Watts |
| Max Flow Rate | 11 GPM |
| Length x Depth x Height | 60" x 42" x 48" |
| Weight (Dry) | 300 lbs |
| Inlet | 1" NPT |
| Outlet | 3/4" NPT |

| PART NUMBER | K01-2500 | K01-2501 |
|-------------|----------------------------|---|
| Description | Waste Water Recycle System | Replacement Filter Sets (Comes w/5 sets of 4 filters) |
| MSRP Price | CALL | CALL |



CUSTOM TRAILER PACKAGES

We offer custom trailer packages featuring any of the Fury Vacuum Systems. Call today to find out more!



STATIONARY COLD WATER PRESSURE WASHER

STANDARD FEATURES:

- 8 GPM & 3000 PSI
- Industrial Strength AR Pumps
- Clutch Drive Standard
- Vanguard 23HP Engine (Honda Engines Available Upon Request)
- 12V Electric Start
- 7 Gallon Poly Fuel Tank
- 1/2" x 50' High Pressure Hose Included
- Quick Couple Tip Kit Included (0°/15°/25°/40°/Soap)
- Industrial Grade Gun and Lance Assembly
- Anchor Holes for Trailer or Truck Mounting
- Automotive Quality Powder Coat Finish
- High Pressure Safety Relief Valve
- Braided Soap Intake Hose
- Downstream Soap Injector



| PART NUMBER | ASE9-0001-1 |
|-------------|----------------|
| Description | Model SE830CWC |
| MSRP Price | CALL |

AR BLUE CLEAN AR630-HOT PRESSURE WASHER

STANDARD FEATURES:

- Hot Kit Seals and O-Rings Capable of Inlet Temp. Up to 180°
- Induction Motor
- Forged Brass Pump Head for Durability
- Trigger Gun for Positive Shut Off and User Safety
- Adjustable Pressure Gauge to Tailor Pressure to the Application
- Automatic Safety Valve with Low Pressure Bypass
- Built-In Detergent Suction
- Easy-Clean Mesh-Designed Water Filter
- Twist-Fast Coupler for Quick Removal and Attachment of Hose
- Trigger Safety Lock
- GFCI to Shut Down Power Supply in the Event of Electrical Ground Failure

Note: This model DOES NOT create hot water.

| PART NUMBER | A09-1012 |
|-------------|-----------------|
| Description | Model AR630-HOT |
| MSRP Price | \$1,140.00 |



REFERENCE

This chart is for reference purposes only. Please refer to your pressure washer owner's manual for proper nozzle sizing for your machine.

| NOZ. SIZE | 1000 PSI | 1100 PSI | 1200 PSI | 1300 PSI | 1400 PSI | 1500 PSI | 1600 PSI | 1800 PSI | 2000 PSI | 2200 PSI | 2400 PSI | 2600 PSI | 2800 PSI | 3000 PSI | 3200 PSI | 3400 PSI | 3600 PSI | 3800 PSI | 4000 PSI |
|-----------------|-------------|-------------|-------------|-------------|-------------|-------------|-------------|-------------|-------------|-------------|-------------|-------------|-------------|-------------|-------------|-------------|-------------|-------------|-------------|
| 2 | 1.00 | 1.05 | 1.10 | 1.14 | 1.18 | 1.22 | 1.26 | 1.34 | 1.41 | 1.48 | 1.55 | 1.61 | 1.67 | 1.73 | 1.79 | 1.84 | 1.90 | 1.95 | 2.00 |
| 2.25 | 1.13 | 1.18 | 1.23 | 1.28 | 1.33 | 1.38 | 1.42 | 1.51 | 1.59 | 1.67 | 1.74 | 1.81 | 1.88 | 1.95 | 2.01 | 2.07 | 2.13 | 2.19 | 2.25 |
| 2.5 | 1.25 | 1.31 | 1.37 | 1.43 | 1.48 | 1.53 | 1.58 | 1.68 | 1.77 | 1.85 | 1.94 | 2.02 | 2.09 | 2.17 | 2.24 | 2.30 | 2.37 | 2.44 | 2.50 |
| 2.75 | 1.38 | 1.44 | 1.51 | 1.57 | 1.63 | 1.68 | 1.74 | 1.84 | 1.94 | 2.04 | 2.13 | 2.22 | 2.30 | 2.38 | 2.46 | 2.54 | 2.61 | 2.68 | 2.75 |
| 3 | 1.50 | 1.57 | 1.64 | 1.71 | 1.77 | 1.84 | 1.90 | 2.01 | 2.12 | 2.22 | 2.32 | 2.42 | 2.51 | 2.60 | 2.68 | 2.77 | 2.85 | 2.92 | 3.00 |
| 3.25 | 1.63 | 1.70 | 1.78 | 1.85 | 1.92 | 1.99 | 2.06 | 2.18 | 2.30 | 2.41 | 2.52 | 2.62 | 2.72 | 2.81 | 2.91 | 3.00 | 3.08 | 3.17 | 3.25 |
| 3.5 | 1.75 | 1.84 | 1.92 | 2.00 | 2.07 | 2.14 | 2.21 | 2.35 | 2.47 | 2.60 | 2.71 | 2.82 | 2.93 | 3.03 | 3.13 | 3.23 | 3.32 | 3.41 | 3.50 |
| 3.75 | 1.88 | 1.97 | 2.05 | 2.14 | 2.22 | 2.30 | 2.37 | 2.52 | 2.65 | 2.78 | 2.90 | 3.02 | 3.14 | 3.25 | 3.35 | 3.46 | 3.56 | 3.66 | 3.75 |
| 4 | 2.00 | 2.10 | 2.19 | 2.28 | 2.37 | 2.45 | 2.53 | 2.68 | 2.83 | 2.97 | 3.10 | 3.22 | 3.35 | 3.46 | 3.58 | 3.69 | 3.79 | 3.90 | 4.00 |
| 4.5 | 2.25 | 2.36 | 2.46 | 2.57 | 2.66 | 2.76 | 2.85 | 3.02 | 3.18 | 3.34 | 3.49 | 3.63 | 3.76 | 3.90 | 4.02 | 4.15 | 4.27 | 4.39 | 4.50 |
| 5 | 2.50 | 2.62 | 2.74 | 2.85 | 2.96 | 3.06 | 3.16 | 3.35 | 3.54 | 3.71 | 3.87 | 4.03 | 4.18 | 4.33 | 4.47 | 4.61 | 4.74 | 4.87 | 5.00 |
| 5.5 | 2.75 | 2.88 | 3.01 | 3.14 | 3.25 | 3.37 | 3.48 | 3.69 | 3.89 | 4.08 | 4.26 | 4.43 | 4.60 | 4.76 | 4.92 | 5.07 | 5.22 | 5.36 | 5.50 |
| 6 | 3.00 | 3.15 | 3.29 | 3.42 | 3.55 | 3.67 | 3.79 | 4.02 | 4.24 | 4.45 | 4.65 | 4.84 | 5.02 | 5.20 | 5.37 | 5.53 | 5.69 | 5.85 | 6.00 |
| 6.5 | 3.25 | 3.41 | 3.56 | 3.71 | 3.85 | 3.98 | 4.11 | 4.36 | 4.60 | 4.82 | 5.03 | 5.24 | 5.44 | 5.63 | 5.81 | 5.99 | 6.17 | 6.34 | 6.50 |
| 7 | 3.50 | 3.67 | 3.83 | 3.99 | 4.14 | 4.29 | 4.43 | 4.70 | 4.95 | 5.19 | 5.42 | 5.64 | 5.86 | 6.06 | 6.26 | 6.45 | 6.64 | 6.82 | 7.00 |
| 7.5 | 3.75 | 3.93 | 4.11 | 4.28 | 4.44 | 4.59 | 4.74 | 5.03 | 5.30 | 5.56 | 5.81 | 6.05 | 6.27 | 6.50 | 6.71 | 6.91 | 7.12 | 7.31 | 7.50 |
| 8 | 4.00 | 4.20 | 4.38 | 4.56 | 4.73 | 4.90 | 5.06 | 5.37 | 5.66 | 5.93 | 6.20 | 6.45 | 6.69 | 6.93 | 7.16 | 7.38 | 7.59 | 7.80 | 8.00 |
| 8.5 | 4.25 | 4.46 | 4.66 | 4.85 | 5.03 | 5.21 | 5.38 | 5.70 | 6.01 | 6.30 | 6.58 | 6.85 | 7.11 | 7.36 | 7.60 | 7.84 | 8.06 | 8.28 | 8.50 |
| 9 | 4.50 | 4.72 | 4.93 | 5.13 | 5.32 | 5.51 | 5.69 | 6.04 | 6.36 | 6.67 | 6.97 | 7.26 | 7.53 | 7.79 | 8.05 | 8.30 | 8.54 | 8.77 | 9.00 |
| 9.5 | 4.75 | 4.98 | 5.20 | 5.42 | 5.62 | 5.82 | 6.01 | 6.37 | 6.72 | 7.05 | 7.36 | 7.66 | 7.95 | 8.23 | 8.50 | 8.76 | 9.01 | 9.26 | 9.50 |
| 10 | 5.00 | 5.24 | 5.48 | 5.70 | 5.92 | 6.12 | 6.32 | 6.71 | 7.07 | 7.42 | 7.75 | 8.06 | 8.37 | 8.66 | 8.94 | 9.22 | 9.49 | 9.75 | 10.00 |
| 11 | 5.50 | 5.77 | 6.02 | 6.27 | 6.51 | 6.74 | 6.96 | 7.38 | 7.78 | 8.16 | 8.52 | 8.87 | 9.20 | 9.53 | 9.84 | 10.14 | 10.44 | 10.72 | 11.00 |
| 12 | 6.00 | 6.29 | 6.57 | 6.84 | 7.10 | 7.35 | 7.59 | 8.05 | 8.49 | 8.90 | 9.30 | 9.67 | 10.04 | 10.39 | 10.73 | 11.06 | 11.38 | 11.70 | 12.00 |
| 12.5 | 6.25 | 6.56 | 6.85 | 7.13 | 7.40 | 7.65 | 7.91 | 8.39 | 8.84 | 9.27 | 9.68 | 10.08 | 10.46 | 10.83 | 11.18 | 11.52 | 11.86 | 12.18 | 12.50 |
| 13 | 6.50 | 6.82 | 7.12 | 7.41 | 7.69 | 7.96 | 8.22 | 8.72 | 9.19 | 9.64 | 10.07 | 10.48 | 10.88 | 11.26 | 11.63 | 11.99 | 12.33 | 12.67 | 13.00 |
| 14 | 7.00 | 7.34 | 7.67 | 7.98 | 8.28 | 8.57 | 8.85 | 9.39 | 9.90 | 10.38 | 10.84 | 11.29 | 11.71 | 12.12 | 12.52 | 12.91 | 13.28 | 13.65 | 14.00 |
| 15 | 7.50 | 7.87 | 8.22 | 8.55 | 8.87 | 9.19 | 9.49 | 10.06 | 10.61 | 11.12 | 11.62 | 12.09 | 12.55 | 12.99 | 13.42 | 13.83 | 14.23 | 14.62 | 15.00 |
| 20 | 10.00 | 10.49 | 10.95 | 11.40 | 11.83 | 12.25 | 12.65 | 13.42 | 14.14 | 14.83 | 15.49 | 16.12 | 16.73 | 17.32 | 17.89 | 18.44 | 18.97 | 19.49 | 20.00 |
| 25 | 12.50 | 13.11 | 13.69 | 14.25 | 14.79 | 15.31 | 15.81 | 16.77 | 17.68 | 18.54 | 19.36 | 20.16 | 20.92 | 21.65 | 22.36 | 23.05 | 23.72 | 24.37 | 25.00 |
| 30 | 15.00 | 15.73 | 16.43 | 17.10 | 17.75 | 18.37 | 18.97 | 20.12 | 21.21 | 22.25 | 23.24 | 24.19 | 25.10 | 25.98 | 26.83 | 27.66 | 28.46 | 29.24 | 30.00 |
| 40 | 20.00 | 20.98 | 21.91 | 22.80 | 23.66 | 24.49 | 25.30 | 26.83 | 28.28 | 29.66 | 30.98 | 32.25 | 33.47 | 34.64 | 35.78 | 36.88 | 37.95 | 38.99 | 40.00 |
| 50 | 25.00 | 26.22 | 27.39 | 28.50 | 29.58 | 30.62 | 31.62 | 33.54 | 35.36 | 37.08 | 38.73 | 40.31 | 41.83 | 43.30 | 44.72 | 46.10 | 47.43 | 48.73 | 50.00 |
| 60 | 30.00 | 31.46 | 32.86 | 34.21 | 35.50 | 36.74 | 37.95 | 40.25 | 42.43 | 44.50 | 46.48 | 48.37 | 50.20 | 51.96 | 53.67 | 55.32 | 56.92 | 58.48 | 60.00 |
| FLOW RATE (GPM) | | | | | | | | | | | | | | | | | | | |

AVAILABLE NOZZLES

| TYPE | 1/4" MEG | | | | | 1/8" MEG | | | | | QUICK CONNECT | | | | |
|--------------|-------------|-----------|-----------|-----------|-----------|-------------------|-----------|-----------|-----------|-------------|---------------|-------------|-------------|-------------|-------------|
| MSRP | \$7.50 | | | | | \$14.00 - \$18.00 | | | | | \$7.50 | | | | |
| SPRAY | 0° | 15° | 25° | 40° | | 0° | 15° | 25° | 40° | | 0° | 15° | 25° | 40° | |
| NOZ. SIZE | PART NUMBER | | | | | | | | | | | | | | |
| 2 | 06-100400 | 06-100410 | 06-100420 | 06-101035 | 06-200400 | 06-200410 | 06-200420 | 06-200430 | 06-200440 | 06-200450 | 06-200510 | 06-200520 | 06-200530 | 06-415030-1 | 06-440030-1 |
| 2.25 | | 06-100440 | | | | 06-200440 | | 06-200470 | | 06-200460 | | | | | |
| 2.5 | 06-100450 | 06-100460 | 06-100470 | 06-440025 | 06-200405 | 06-200450 | 06-200460 | | | | | | | | |
| 2.75 | 06-100480 | 06-100490 | 06-100495 | | | 06-200490 | | | | | | | | | |
| 3 | 06-100500 | 06-100510 | 06-100520 | 06-440030 | 06-200500 | 06-200510 | 06-200520 | 06-200530 | 06-200540 | 06-200550 | 06-415030-1 | 06-425030-1 | 06-440030-1 | | |
| 3.25 | | | | | | 06-200515 | | | | | | | | | |
| 3.5 | 06-400035 | 06-100610 | 06-425035 | 06-440035 | 06-200517 | 06-200516 | 06-200518 | 06-200540 | 06-200550 | 06-415035-1 | 06-425035-1 | 06-440035-1 | | | |
| 3.75 | | | | | | | | | | | | | | | |
| 4 | 06-101000 | 06-101010 | 06-101020 | 06-101030 | | 06-201015 | 06-201020 | 06-201030 | 06-201040 | 06-201050 | 06-415040-1 | 06-425040-1 | 06-440040-1 | | |
| 4.5 | 06-400045 | 06-101040 | 06-425045 | 06-440045 | | 06-201040 | 06-201080 | 06-201090 | 06-201095 | 06-201096 | 06-415045-1 | 06-425045-1 | 06-440045-1 | | |
| 5 | 06-101150 | 06-101160 | 06-425050 | 06-440050 | 06-201050 | 06-201055 | 06-201091 | | 06-201092 | 06-201096 | 06-415050-1 | 06-425050-1 | 06-440050-1 | | |
| 5.5 | 06-400055 | 06-415055 | 06-425055 | 06-440055 | | 06-201070 | 06-201071 | 06-201092 | 06-201095 | 06-201097 | 06-415055-1 | 06-425055-1 | 06-440055-1 | | |
| 6 | 06-400060 | 06-415060 | 06-425060 | 06-440060 | | 06-201094 | 06-201095 | 06-201096 | 06-201097 | 06-201098 | 06-415060-1 | 06-425060-1 | 06-440060-1 | | |
| 6.5 | 06-400065 | 06-415065 | 06-425065 | 06-440065 | | 06-201093 | 06-201097 | 06-201098 | | | 06-415065-1 | 06-425065-1 | 06-440065-1 | | |
| 7 | 06-400070 | 06-415070 | 06-425070 | 06-440070 | | | | | | | 06-415070-1 | 06-425070-1 | 06-440070-1 | | |
| 7.5 | 06-400075 | 06-415075 | 06-425075 | 06-440075 | | | | | | | 06-415075-1 | 06-425075-1 | 06-440075-1 | | |
| 8 | 06-400080 | 06-415080 | 06-425080 | 06-440080 | | | 06-201100 | 06-201101 | | | 06-415080-1 | 06-425080-1 | 06-440080-1 | | |
| 8.5 | 06-400085 | 06-415085 | 06-425085 | 06-440085 | | | | | | | 06-415085-1 | 06-425085-1 | 06-440085-1 | | |
| 9 | 06-400090 | 06-415090 | 06-425090 | 06-440090 | | | | | | | | | | | |
| 9.5 | | | | | | | | | | | | | | | |
| 10 | 06-400010 | 06-415100 | 06-425100 | 06-440100 | | | | | | | 06-415100-1 | 06-425100-1 | 06-440100-1 | | |
| 11 | | | | | | | | | | | | | | | |
| 12 | | | | | | | | | | | | | | | |
| 12.5 | | | | | | | | | | | | | | | |
| 13 | | 06-415130 | | | | | | | | | | | | | |
| 14 | | | | | | | | | | | | | | | |
| 15 | | | | | | | | | | | | | | | |
| 20 | | | | | | | | | | | | | | | |

STEEL EAGLE

32586 477TH AVENUE
ELK POINT, SD 57025

CALL: 800-447-3924 | 605-356-2918

FAX: 605-356-2144

VISIT: www.steeleagle.com

