



ROTARY SOLUTIONS





Rotary Price Sheet

2024 Heavy Duty Products

Hydraulic Portable Truck & Bus Lifts


FLEX MAX™ Mobile Lifting Systems

FLEX™ Remote Control Operation **and** Column Operation . RedFire™ technology. Electro-Hyd. System with Adj lifting forks. 24 VDC battery operation with 110V charging system. Also includes lower to lock light and digital weight gauge.

	Model Number	Capacity	Description	Rise	MAP Price	List Price USD
	MCHM214U100BKYL	28,000 lbs.	14k Lb. per column capacity portable lift. Group of 2.	69"	\$26,581	\$40,581
	MCHM414U100BKYL	56,000 lbs.	14k Lb. per column capacity portable lift. Group of 4.	69"	\$51,714	\$78,953
	MCHM614U100BKYL	84,000 lbs.	14k Lb. per column capacity portable lift. Group of 6.	69"	\$78,293	\$119,531
	MCHM219U100BK	37,600 lbs.	18,800 Lb. Per Column Capacity Portable Lift. Group of 2.	69"	\$30,337	\$46,316
	MCHM419U100BK	75,200 lbs.	18,800 Lb. Per Column Capacity Portable Lift. Group of 4.	69"	\$59,484	\$90,816
	MCHM619U100BK	112,800 lbs.	18,800 Lb. Per Column Capacity Portable Lift. Group of 6.	69"	\$90,057	\$137,492
	FA845-MCH-KIT		Additional remote control for Flex lifts. Includes charger and stand. (Works on FLEX™) Programming remote requires Rotary Tool laptop programmer.		\$2,054	\$2,739
	FA9310		Flex Max Linker Multi-System Control to connect and control up to 18 mobile columns		\$14,170	\$18,893


MACH Mobile Lifting Systems

Portable Lift. Electro-Hydraulic System with Adjustable Forks.

	Model Number	Capacity	Battery Powered Lifts*	Rise	MAP Price	List Price USD
	MCHW218U100RD	36,000 lbs.	Wireless 18K Lb. Per Column Capacity. 24VDC Battery Operated with 110 V Charging System. Sold in Groups of 2.	69"	\$29,533	\$45,089
	MCHW418U100RD	72,000 lbs.	Wireless 18K Lb. Per Column Capacity. 24VDC Battery Operated with 110 V Charging System. Sold in Groups of 4.	69"	\$59,064	\$90,174
	MCHW618U100RD	108,000 lbs.	Wireless 18K Lb. Per Column Capacity. 24VDC Battery Operated with 110 V Charging System. Sold in Groups of 6.	69"	\$88,596	\$135,261

MACH Wired Mobile Lifting Systems

Portable Lift. Electro-Hydraulic System with Adjustable Forks. Available in **Black Only** .






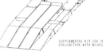



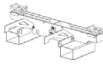

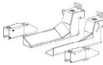

	Model Number	Capacity	Battery Powered Lifts*	Rise	MAP Price	List Price USD
	MCH214U100BK	28,000 lbs.	Wired Communication 14k.Lbs. Column Capacity. 24VDC Battery Operated with 110V Charging System. Sold in Groups of 2.	69"	\$22,286	\$34,025
	MCH414U100BK	56,000 lbs.	Wired Communication 14k.Lbs. Column Capacity. 24VDC Battery Operated with 110V Charging System. Sold in Groups of 4.	69"	\$44,572	\$68,049
	MCH614U100BK	84,000 lbs.	Wired Communication 14k.Lbs. Column Capacity. 24VDC Battery Operated with 110V Charging System. Sold in Groups of 6.	69"	\$66,858	\$102,073
Canada and Export-- Mobile Columns shipped without batteries. Deduct \$685 USD / 2 Columns						
Lift Rise Is Measured From Floor Level To Bottom Of Adapter.						
*** Product Cannot Be Upgraded to Wireless or FLEX						
* Product Cannot Be Upgraded to FLEX						

Specialty Mobile Columns for the Light Rail & Streetcar Industry

(These lifts are NOT certified)


Model Number	Capacity	Description	Rise	MAP Price	List Price USD
MCHM820U100BK	160,000 lbs	20,000 lbs. per column capacity hydraulic portable lift. FLEX MAX™ communication. Sold in groups of 8. DC voltage only.	69"	\$124,501	\$190,077

Hydraulic Portable Truck & Bus Lifts Accessories & Options


			Model Number	Description	MAP Price	List Price USD
			M1401I2	Locklight™ MCH kit compatible/retrofitable with DC versions of MCH13 and MCH18 columns.	\$553	\$844
			M1401I5	Locklight™ MCH kit for AC mobile columns and MCH columns with pressure gauges already installed. Includes all parts for M1401I2 and necessary adapter hoses/fitting.	\$737	\$1,125
			ML41YL	Saddle Cross Beam With Two (2) M110294 Risers For Frame Pick-Up. For HP, 18k and 19k models ONLY. 32,000 lbs Capacity at 72" adapter spread. 24,000 lbs. Capacity at 49" adapter spread. (UPDATED FOR 2021)	\$5,875	\$8,969
			M140070YL	Low Profile Cross Beam With Two (2) Support Blocks For Frame Pick-Up. For HP, 18k and 19k Models ONLY. 30,000 lbs Capacity at 49" adapter spread. 21,000 lbs. Capacity at 25" adapter spread.	\$5,992	\$9,148
			FD2353KITYL	Ramp style cross beam with (2) ramps for RV pick-up. Capacity 22,000 lbs. For HP, 18k and 19k Models ONLY.	\$4,582	\$6,996
			FD2448KITYL	Extra wide ramp style cross beam with (2) ramps for WingPlows. Cap. 28,000 lbs. 18k and 19k Models ONLY.	\$5,865	\$8,954
			M140004RD	Forklift Ramp Kit used with the MCH418 series to utilize two MCH columns to service forklifts. Easily attaches to the base of the column and provides clearance needed to raise 4-wheeled forklifts with a weight of 10,000 lbs. (NOTE: Most 6,000 lb. capacity trucks weigh 10,000 lbs. or less; however, the truck weight should be verified <u>before</u> being lifted.) For Drive-on/Back-off operation. For Class II Forklifts Only.	\$4,199	\$6,410
			M140124RD	Forklift Ramp Kit used with the MCH418 and Flex 419 series to utilize two columns to service forklifts. Easily attaches to the base of the column and provides clearance needed to raise 4-wheeled forklifts with a weight of 18,000 lbs. (NOTE: Most 10,000 lb. capacity trucks weigh 18,000 lbs. or less; however, the truck weight should be verified before being lifted.) For Drive-on/Back-off operation.	\$4,199	\$6,410
			M140012RD	Same as M140004RD above - Except for Drive-through operation. 10,000 lbs capacity.	\$4,199	\$6,410
			M140153RD	3 Wheel Forklift Kit - M140124 + center ramp for 3rd wheel	\$7,776	\$11,872
			M140177RD	Convert Standard Ramp Kit to 3 Wheel Forklift kit (center section only)	\$3,248	\$4,959
			M110175RD	Forklift cart for easy mobility of Forklift kits. (M144004, M140124, M140012 and M140153)	\$1,496	\$2,284
			M140181	Forklift ramp/carriage for reach or narrow aisle style fork lifts - includes (1) M110284 adapter & (1) M110288	\$6,984	\$10,662
			M140182	Forklift ramp/carriage for double or triple pallet truck - includes (1) M110292 & (1) M110293 cart	\$7,038	\$10,745
			M140168YL	Fore and Aft, frame-engagement lifting kit for use with two MCH18 and Flex Max series 14k & 19k columns. Maximum capacity 9,000 lbs. per column. (For a set of 2 columns)	\$3,878	\$5,920
			M140169YL	9k Fore/Aft Kit for single column	\$2,586	\$3,948
Accessories			M110108BK	Cart for fore and aft frame lifting kit for storage and moving.	\$1,140	\$1,741
			M130242B	Ball Hitch Adapter for Use with M140168YL ONLY.	\$185	\$282
			M140180YL	Cab Off Adapter for M140168 Fore Aft Kit ONLY, kit contains (4) adapters and (4) straps	\$1,649	\$2,517
			M120651YL	Wide Center Adapter for Use with M140168YL ONLY.	\$514	\$784
			M140171BK	24VDC LED service lamp kit (2 round lamps) for MCH series lifts only. Operates on column's battery power. New bracket used on all 13,000 lbs. thru 18,800 lbs. capacity MCH lifts.	\$1,020	\$1,557
			M140001RD	Long Fork Kit. Each kit includes two 22" forks (8" longer than standard) and two 8" leg extensions. Reduces capacity of column to 12,000 lbs. FOR MCH and Flex MODELS ONLY. 18,000/19,000 lb. columns only. Price shown is for 1 column.	\$1,779	\$2,716
			M140041RD	Long Fork Kit. Each kit includes two 20" forks (6" longer than standard) and two 8" leg extensions. Reduces capacity of column to 14,500 lbs. FOR MCH and Flex MODELS ONLY. 18,000/19,000 lb. columns only. IMPROVED DESIGN. Price shown is for 1 column.	\$1,757	\$2,683
			M140015KITRD	Drive-on runway assembly for use with MCH418 and Flex 19k columns. 60,000 lbs. capacity. Max wheel base 33'. (MCH418+) RJ25BK can be used with these runways. Includes airline kit. Available in Black (BK) or Red (RD).	\$48,200	\$73,588
			RJ25BK	25,000 lb. rolling bridge for use with the MACH 418 plus runway system.	\$17,070	\$26,061
			M140003	Pendant for MCH Mobile Column Lift System with 33' cable.	\$9,845	\$15,031
			M140014	Service Chip for standard wired and wireless MCH's.	\$287	\$438
			M140144	Service Chip for FLEX columns only.	\$281	\$429
			AC100005	Rotary programming tool for heavy duty lifts. Software for laptop running Windows . (Laptop not included.)	\$1,236	\$1,887
			M140157RD	Analog weight gauge Kit for MCH/RCH Series	\$412	\$629
			M140107	Analog weight gauge for MCH13.	\$312	\$477
			M140150BK	Pallet Jack Assembly for a MCH Column. Black only. Will fit 13k-19k columns.	\$738	\$1,127
			M120304BK	Large wheel adapter (per column).	\$567	\$865

Productivity Tools and Equipment


Portable Maintenance Jack Stands


	Model Number		Description		MAP Price	List Price USD
	RS20SYYL		Screw-Type Adjustable 56.1"-82.3" (1425mm - 2090mm). 20,000 lbs. Capacity.		\$1,246	\$1,903
	RS2052SYYL		Screw-Type Adjustable 34.3 "-55.5" (870mm - 1410mm). 20,000 lbs. Capacity.		\$1,110	\$1,695
	RS20-VAYL	NEW	V Shaped Adapter for Rotary Jack Stand 15k to 20k - (1) per stand		\$180	\$275



Wheel Dollies

	MW-200		200 lbs. capacity Air operated tire and wheel lift. Offers maximum maneuverability and adjustable lifting and lowering speeds. Provides technicians with responsive and easy positioning of the tire and wheel, easy alignment of the wheel and hub and a quick transfer to the wheel balancer. Includes air hose and auxiliary air tool connection.		\$2,423	\$3,699
	MW-500		500 lbs. capacity Air operated tire and wheel lift. Offers maximum maneuverability and adjustable lifting and lowering speeds. Provides technicians with responsive and easy positioning of the tire and wheel, easy alignment of the wheel and hub and a quick transfer to the wheel balancer. Includes air hose and auxiliary air tool connection.		\$4,001	\$6,108

Portable Productivity Jacks

	Model Number		Description		MAP Price	List Price USD
	MI40186		Portable high rise jack assembly for removal and transportation of fuel tanks, transmissions, transfer cases and other items. With air assist and foot pedal adjustment for ease in raising and lowering components, swivel caster wheels and patented corrosion protection on the cylinder piston assembly. Flat style transmission and accessory table for automobiles for gearboxes, two straps and a 12 degree tilt. Easily mounts to Junior-Jack2. (800 lb. capacity) Aprox. 10" x 12". Consists of Junior-Jack2, GA Car Table, and 3134101 Adapter.		\$5,309	\$8,105
	MI40185		Portable high rise jack assembly for removal and transportation of fuel tanks, transmissions, transfer cases and other items. With air assist and foot pedal adjustment for ease in raising and lowering components, swivel caster wheels and patented corrosion protection on the cylinder piston assembly. Flat style transmission and accessory table with large rubber supports, two straps and a 12 degree tilt. Easily mounts to Junior-Jack2. (4,400 lb. capacity) Consists of Junior-Jack2, GA4 Table, and 3134101 Adapter.		\$5,660	\$8,641

16,000/20,000 LB. Two-Post Lifts, Symmetrical									
									
ARM	ADAPTER	RISE	EXT/ HEIGHT	Part Number	MAP	LIST	MAP	LIST	
3-STAGE	(TA)TRUCK	77 31/32"	15-16"6"	SPO16N0A0	\$25,140	\$38,382	SPO16U0A0	\$29,030	\$44,320
			13' 6"-14' 6"	SPO16N0AL			SPO16U0AL		
			15-16' 6"	SPO16N0T0			SPO16U0T0		
			13'6"-14' 6"	SPO16N0TL			SPO16U0TL		
TRIO			15-16' 6"	SPO20N0T0	\$31,168	\$47,584	SPO20U0T0	\$34,722	\$53,010
			13'6"-14' 6"	SPO20N0TL			SPO20U0TL		
			Surface Mounted, Frame Contact Lift. Clear Floor, Arm Restraints All TRIO (TM) Arms, Electric-Hydraulic Operation. With Overhead Adjustments of 15 ft., 15 ft. 6 in., 16 ft. and 16 ft. 6 in. Includes Air Operated Single Point Release Locking Latches. Comes with Stack Adapters.						


DRIVE FOUR POST LIFTS

CAPACITY	RAMPS	WB	1 Ø 220v	MAP	LIST
18,000	STANDARD LENGTH	194"	SM18N000	\$19,746	\$30,146
		230"	SM18N001	\$21,631	\$33,024
	EXTENDED LENGTH	194"	SM18N006	\$19,971	\$30,490
		230"	SM18N007	\$21,861	\$33,375
25,000	STANDARD LENGTH	163"	RFL25N010	\$42,175	\$64,390
30,000	STANDARD LENGTH	235"	SM30N010	\$31,723	\$48,432
		271"	SM30N011	\$34,609	\$52,838
		307"	SM30N012	\$37,494	\$57,242
	EXTENDED LENGTH	235"	SM30N016	\$32,617	\$49,797
		271"	SM30N017	\$35,504	\$54,204
		307"	SM30N018	\$38,388	\$58,607

Heavy Duty Surface Mounted Runway-Type Drive-On Lift. Runways and Ramps Have An Oil Resistant, Non-Skid Coating. Includes Air Operated Single Point Release Locking Latches, Filter Lubricator Regulator. Electric-Hydraulic Operation. SM30's include internal Air Line with Quick Disconnects, Electric-Hydraulic Operation. RFL25 is not All certified.

FOUR POST ALIGNMENT W/TWO ROLLING JACKS, TWO RADIUS GUAGES, SLIP PLATES AND AIR									
18,000		X	194"	48 7/8" STD LENGTH	AR18N110	\$33,660	\$51,388	AR18 Models Obsolete after 11/27/2024 - Alignment Kits remain available (S100182 and S100181)	
			230"		AR18N111	\$36,178	\$55,233		
			194"	54 7/8" EXT LENGTH	AR18N116	\$33,832	\$51,651		
			230"		AR18N117	\$36,349	\$55,494		
16,000	X		194"	41"	ARO16N001	\$33,509	\$51,158	ARO16-05KIT1 - Ramp Exension Kit	\$746
			217"		ARO16N002	\$34,998	\$53,432		
22,000	X		194"	STANDARD LENGTH	ARO22N100	\$45,944	\$70,143		
					ARO22N100ZP	\$47,856	\$73,062		
			230"		ARO22N101	\$48,334	\$73,791		
					ARO22N101ZP	\$50,246	\$76,710		

Frame Engaging Lift Accessories

Model Number	Description	MAP	LIST
	FA5911BK Air/Electric Utility Box Includes Filter/Lubricator/Regulator. Mounts Easily On Any 2-Post Surface Lift Except 84 and 74 Series Lift. Provides Easy Access To Both Air And Electrical Outlets Making The Full Rise Lift A Complete Work Station.	\$678	\$1,035
	FA5910BK Air/Electric Utility Box Same As Above Excluding Filter/Lubricator/Regulator.	\$427	\$652

JACKS

CAPACITY	SWING	ROLLING	APPLICATION	Part Number	MAP	LIST
9,000		X	SM18/ARO22, Includes rubber adapter blocks	RJ9100YM	\$5,466	\$8,345
			SM181 Only, Welded tracks	RJ9100Y-1BK	\$5,466	\$8,345
15,000			SM30 series. <u>For Passenger Cars/Trucks</u>	RJ9100Y-2BK	\$6,068	\$9,264
			SM30 series w/low profile adapters	RJ152BK	\$12,578	\$19,203
			ARO22 seroes w/low profile adapters	RJ15BK	\$13,959	\$21,312

Accessories, Drive-on Lifts

ROLLING JACK TRAY FOR SM30	FC613BK	\$4,170	\$6,366
Air/Electric Utility Box for SM18 Includes Filter/Regulator/Luricator	FA915	\$679	\$1,036
Air/Electric Utility Box	FA916KIT	\$423	\$646
Air/Electric Utility Box for SM30. Includes Filter/Regulator/Luricator	FA2259BK	\$679	\$1,036
Air/Electric Utility Box	FA2260BK	\$443	\$676
8' Oil Drain Hose with Quick Connect Fitting	FC5247	\$160	\$244

RAMP KITS

TWO EXTENDED RAMPS FOR SM/AR18 (\$160 adder with ordered with lift)	S100013	\$1,199	\$1,831
TWO DRIVE THRU RAMPS FOR SM18	FC5825BK	\$1,105	\$1,687
ONE RAMP FOR SM300-200, SM30 Series Standard Length	FC5780-3	\$679	\$1,036
ONE RAMP FOR SM300-200 (\$733 adder) Extended Length	FC5781-7	\$1,096	\$1,674

RUNWAY EXTENSION KITS

TWO FOOT SM18/180	S100012	\$1,116	\$1,704
THREE FOOT SM300-200/300, SM30	S100018	\$2,354	\$3,594

ALIGNMENT ACCESSORIES

Work steps, bolt-on, 4-post	FC5378BK	\$807	\$1,232
Drain pan, 30 Gallon, SM/SMO122, SM/SMO14, SM18	FC5967BK	\$1,247	\$1,904
Drain pan, 30 Gallon rolling, SM30	FC5968BK	\$1,620	\$2,474
Internal Air Line Kit 18,000 capacity and below	FC5760-14	\$599	\$915
48" LED Light wands, kit of four with magnetic clips included	FA5700	\$1,134	\$1,732
32" LED Light wands, kit of two with magnetic clips included	FA5701	\$675	\$1,031
Rechargeable LED Inspection Light	FA5702	\$187	\$286
Shim kit, 1/4", SM/SMO, AR/ARO123, QL Models, SM18/30 TOTAL OF 4"	FC5393KITBK	\$365	\$557
Shim kit, 1/4", SM/SMO, AR/ARO123, QL Models, SM18/30 TOTAL OF 8"	FC5414BK	\$528	\$806
7,500 lb. Alignment Turntable Kit with Retainer Hardware	FA5211KIT	\$3,475	\$5,306
15,000 lb. Alignment Turntable Kit with Retainer Hardware	FA5212KIT	\$4,770	\$7,283
SM18 Bolt on, SS Rad Gauges, Slip Plates, 194" WB POST OCT 2017	S100182	\$7,543	\$11,516
SM18 Bolt on, SS Rad Gauges, Slip Plates, 230" WB POST OCT 2017	S100181	\$7,668	\$11,707
SM18 Bolt on, SS Rad Gauges, Slip Plates, 194" WB PRE OCT 2017	S100166	\$7,543	\$11,516
SM18 Bolt on, SS Rad Gauges, Slip Plates, 230" WB PRE OCT 2017	S100128	\$7,668	\$11,707
Radius gauge, AR18, no pointer, SS (qty 1)	S130237	\$1,138	\$1,737
SM30 Bolt on Alignment with Rollback	FC7125	\$7,846	\$11,978



MOD35 – Heavy Duty FLEX Inground Modular Units Self-Contained

* The letter After the capacity indicates the voltage (7th digit). X is shown for pricing purpose only.
Voltage = "C" - 230V, "D" - 460V, "L" - 575V

Include Order Form with the Purchase Order

2 Post with FLEX™ Remote Control Operation

Model Number *	Capacity	Description	Rise	MAP Price	List Price USD
MOD235X3A2BK	70,000 lbs.	2 Post fully contained inground lift with FLEX controls and saddles for Utility Vehicles	70"	\$177,992	\$271,744
MOD235X3B2BK	70,000 lbs.	2 Post fully contained inground lift with FLEX controls and saddles for HD Trucks & School Bus			
MOD235X3D2BK	70,000 lbs.	2 Post fully contained inground lift with FLEX controls and saddles for Transit Vehicles			

3 Post ARTICULATE with FLEX™ Remote Control Operation

MOD335X3B2BK	105,000 lbs.	3 Post fully contained inground lift with FLEX controls and saddles for HD Trucks & School Bus	70"	\$282,930	\$431,954
MOD335X3D2BK	105,000 lbs.	3 Post fully contained inground lift with FLEX controls and saddles for Transit Vehicles			

3 Post TANDEM with FLEX™ Remote Control Operation

MOD335X3E2BK	105,000 lbs.	3 Post fully contained inground lift with FLEX controls and saddles for Utility Vehicles	70"	\$282,930	\$431,954
MOD335X3F2BK	105,000 lbs.	3 Post fully contained inground lift with FLEX controls and saddles for HD Trucks & School Bus			

MOD32 – Heavy Duty Inground Modular Units Self-Contained

2 Post with Console Control Operation

Model Number *	Capacity	Description	Rise	MAP Price	List Price USD
MOD232X3A1BK	64,000 lbs.	2 Post fully contained inground lift with Console controls & saddles for Utility Vehicles	70"	\$166,472	\$254,155
MOD232X3B1BK	64,000 lbs.	2 Post fully contained inground lift with Console controls & saddles for HD Trucks & School Bus			
MOD232X3D1BK	64,000 lbs.	2 Post fully contained inground lift with Console controls & saddles for Transit Vehicles			

3 Post ARTICULATE with Console Control Operation

MOD332X3B1BK	96,000 lbs.	3 Post fully contained inground lift with Console controls & saddles for HD Trucks & School Bus	70"	\$270,796	\$413,429
MOD332X3D1BK	96,000 lbs.	3 Post fully contained inground lift with Console controls & saddles for Transit Vehicles			

3 Post TANDEM with Console Control Operation

MOD332X3E1BK	96,000 lbs.	3 Post fully contained inground lift with Console controls & saddles for Utility Vehicles	70"	\$270,796	\$413,429
MOD332X3F1BK	96,000 lbs.	3 Post fully contained inground lift with Console controls & saddles for HD Trucks & School Bus			

MOD35/32 Adapter Packages

PART #	Description	MAP Price	USD
AK-SB-HTA-2PK	Adapter kit for most School Bus & Heavy Truck applications. For use on 2-Post lift configuration.	\$9,184	\$14,021
AK-SB-HTA-3PK	Adapter kit for most School Bus & Heavy Truck applications. For use on 3-Post lift configuration.	\$12,595	\$20,073
AK-ULP-2PK	Adapter kit for most Low Profile Transit Bus operations. For use on 2-Post lift configuration.	\$10,403	\$16,578
AK-ULP-3PK	Adapter kit for most Low Profile Transit Bus operations. For use on 3-Post lift configuration. Non tandem lifts	\$13,300	\$21,489

PART #	Accessories and Options	MAP Price	List Price USD
FD2361BK	Universal Adapter Stand Kit.	\$343	\$524
FD2438BK	Mobile Adapter Cart.	\$1,611	\$2,459
MC100045BK	Liquid Evacuation Kit 2 post.	\$5,772	\$8,812
MC100046BK	Liquid Evacuation Kit 3 post.	\$8,571	\$13,086
MC100039RD	Console Pedestal Kit	\$1,215	\$1,855
MC100057	Wired Pendant Kit 2 Post Lift	\$6,391	\$9,757
MC100056	Wired Pendant Kit 3 Post Lift	\$8,429	\$12,869
MC100051	Wireless FLEX Pendant Kit 2 Post or 3 Post Lifts	\$8,949	\$13,662
MC100040	Cord Reel for Wired Pendant.	\$4,364	\$6,662

Full Inground Adjustable Lifts - Heavy Duty Inground (HDI)



70Q and 703Q are ALI Certified Models

All other Lifts are Non-Certified.

Full Hydraulic Operated Lifts for Continuous or Non-Continuous Trenches. Remote Lock Release

Moveable Post Frame

Type	Capacity LBS	Description	Rise	MAP Price	List Price USD
Non Recessed					
Moveable Jack	25,000	17" frame, 10.6" piston (old 70 series)	66"	\$28,392	\$37,855
Recessed Front Pocket					
Moveable Jack W/Pocket	25,000	17" frame, 10.6" piston, standard cover plates (old R ur	66"	\$43,681	\$58,241
Moveable Jack W/Pocket & Automatic Shutter Plates	25,000	17" frame, 10.6" piston, shutter plates (old RU Units)		\$62,697	\$83,595

Stationary Post

Type	Capacity	Description	Rise	MAP Price	List Price USD
Stationary Post	12,000	10.6" single piston, 48" pocket (275 psi - old 52/60))	67" / 69"	\$18,263	\$24,350
	18,000	10.6" single piston, 48" pocket (350psi - old 68 series)			
	25,000	10.6" single piston, 48" pocket (350psi - 70 series)			
Dual Jack Frame (Side by Side)	50,000	Dual 10.6" pistons, 48" pocket (old 210)	69"	\$36,792	\$49,056
Dual Jack Frame (Front to Rear)	50,000	Dual 10.6" pistons, 48" pockets, Consult Factory for Pricing and Availability (D			Call

Lift Rise is measured from Floor to top of adapters.

Power Units

Type	Description	MAP Price	List Price USD
P5117-200VBK	(2) 10.6" piston, all electric, 350 PSI,	\$18,907	\$25,209
P5118-200VBK	(3) 10.6" piston, all electric, 350 PSI	\$18,907	\$25,209
P5122-200VBK	(2) 10.6" piston, all electric, 350 PSI,	\$24,838	\$33,117
P863-200VBK	(2) 10.6" piston, all electric, 350 PSI, In Pit and Equalized	\$32,439	\$43,252
P862-200VBK	(3) 10.6" piston, all electric, 350 PSI, In Pit and Equalized	\$40,812	\$54,416

All power units now come with starters at no cost. Please specify voltage on the Order Form.

All Motors are 3 phase 50/60 hz, 1800 RPM, and 230 or 480 VAC rated. Consult factory for voltages outside of North America.

All In-Pit & Equalized Power units include explosion proof motors.

Adapters

Number	Description	MAP Price	List Price USD
AK-SBA50-2PK	Adapter Kit for MOST school bus applications. For use on a 2 piston configuratic	\$9,147	\$12,195
AK-HTA50-2PK	Adapter Kit for MOST heavy truck applications. For use on a 2 piston configurati	\$9,147	\$12,195
AK-HTA75-DUAL	Adapter Kit for MOST heavy truck applications. For use on a 3 piston configurati	\$9,147	\$12,195
AK-ULP50-2PK	Adapter Kit for MOST transit applications. For use on a 2 piston configuration.	\$12,299	\$16,398
AK-ULP75-3PK	Adapter Kit for MOST transit applications. For use on a 2 piston configuration.	\$15,723	\$20,964

ULP Adapter Packages Need to be Customized for 70Q and 703Q. Please Note on Order.



DUAL REAR uses Non Universal Adapters.

Accessories and Options

Number	Description	MAP Price	List Price USD
FD2361BK	Universal Adapter Stand Kit	\$393	\$524
FD2438BK	Mobile Car for Universal Adapters	\$1,845	\$2,459
FA3237	Pedestal Kit Assembly for 70Q/703Q	\$972	\$1,296
Pendant For Equalized Lifts	Pendant for Equalized Lifts (33' cord, hand held EFX style pendant, control box)	\$8,948	\$11,930
FA75	Remote Push button starter. For use as a remote switch on multi-lift installations. Consult factory for power unit. For surface mounted power units only.	\$320	\$426

Vertical Rise Lifts

Rotary VREX (without tape switches)

	Model Number	Description	Maximum Wheelbase	Capacity	Runway Length	MAP Price	List Price USD
 	VRX44-28 S	4-Leg Surface Mounted	300 in. (7620 mm)	44000 lbs (20276 kg)	28 ft. (8.5m)	\$127,652	\$194,888
	VRX44-28 F	4-Leg Flush Mounted				\$120,688	\$184,255
	VRX44-30 S	4-Leg Surface Mounted	324 in. (8230 mm)		30 ft. (9.1m)	\$130,773	\$199,653
	VRX44-30 F	4-Leg Flush Mounted				\$126,668	\$193,385
	VRX44-32 S	4-Leg Surface Mounted	348 in. (8839 mm)		32 ft. (9.7m)	\$133,717	\$204,148
	VRX44-32 F	4-Leg Flush Mounted				\$128,720	\$196,519
	VRX44-36 S	4-Leg Surface Mounted	396 in (10060 mm)	64000 lbs (29030 kg)	36 ft. (10.9m)	\$141,999	\$216,792
	VRX44-36 F	4-Leg Flush Mounted				\$135,013	\$206,126
	VRX64-28 S	4-Leg Surface Mounted	300 in. (7620 mm)		28 ft. (8.5m)	\$131,223	\$200,339
	VRX64-28 F	4-Leg Flush Mounted				\$142,278	\$189,703
	VRX64-30 S	4-Leg Surface Mounted	324 in. (8230 mm)		30 ft. (9.1m)	\$153,826	\$205,101
	VRX64-30 F	4-Leg Flush Mounted				\$145,853	\$194,470
	VRX64-32 S	4-Leg Surface Mounted	348 in. (8839 mm)	80000 lbs (36290 kg)	32 ft. (9.7m)	\$157,392	\$209,855
	VRX64-32 F	4-Leg Flush Mounted				\$149,420	\$199,226
	VRX64-36 S	4-Leg Surface Mounted	396 in (10060 mm)		36 ft. (10.9m)	\$167,657	\$223,542
	VRX64-36 F	4-Leg Flush Mounted				\$159,684	\$212,911
	VRX64-48 S	4-Leg Surface Mounted	540 in (13720 mm)		48ft. (14.6m)	\$183,447	\$244,595
	VRX64-48 F	4-Leg Flush Mounted				\$153,248	\$233,966
	VRX80-28 S	4-Leg Surface Mounted	300 in. (7620 mm)	80000 lbs (36290 kg)	28 ft. (8.5m)	\$141,368	\$215,829
	VRX80-28 F	4-Leg Flush Mounted				\$134,408	\$205,202
	VRX80-30 S	4-Leg Surface Mounted	324 in. (8230 mm)		30 ft. (9.1m)	\$142,917	\$218,193
	VRX80-30 F	4-Leg Flush Mounted				\$135,955	\$207,564
	VRX80-32 S	4-Leg Surface Mounted	348 in. (8839 mm)		32 ft. (9.7m)	\$147,071	\$224,535
	VRX80-32 F	4-Leg Flush Mounted				\$140,110	\$213,907
	VRX80-48 S	4-Leg Surface Mounted	540in (10060 mm)		48 ft. (10.9m)	\$167,931	\$256,382
	VRX80-48 F	4-Leg Flush Mounted				\$160,969	\$245,753
	Tape Switch	Specify Outside or Inside & Outside . Outside - Runway length x \$234. Ex: V80-48 \$234 x 48' = \$11,232. Inside & Outside Runway length x \$234 x 2. Ex: V80-48 \$234 x 48' x 2 = \$22,464					\$234/ft

NOTE: SHIMS, FULL BASE PLATE SHIMS AND ANCHORS ARE NOT PROVIDED with Rotary Vertical Rise Lifts. Consult the Equipment Foundation Requirements (EFRs) for the specific lift model.

Rotary VREX Accessories

Model Number	Description	MAP Price	List Price USD
V40054BK	Bolt-on Alignment Kit for VREX. (Includes FA5212KIT (15K Turnplates), (4) Ramps, (2) Spacers, and Hardware)	\$8,143	\$12,431
RJ22BK	22,000 lbs. (9979 kg) Rolling Jack	\$17,070	\$26,061
RJ22HBK	22,000 lbs. (9979 kg) Rolling Jack with Locks & Extended Arms. Drive Over Clearance is 7.4"	\$17,070	\$26,061
RJ32BK	32,000 lbs. (14510 kg) Rolling Jack	\$17,330	\$26,457
RJ32HBK	32,000 lbs. (14510 kg) Rolling Jack with Locks & Standard Arms. Drive Over Clearance is 7.4"	\$17,330	\$26,457
RJ36BK	36,000 lbs. (19051 kg) Rolling Jack	\$17,434	\$26,616
RJ36HBK	36,000 lbs. (19051 kg) Rolling Jack with Locks & Standard Arms. Drive Over Clearance is 7.4"	\$17,434	\$26,616
V40006	Built-in Air	\$4,203	\$6,416
V40051BL	8 ft. (2.4m) Drive-thru ramp kit w/ welded traction bars	\$7,255	\$11,075
V40052BL	10 ft. (3m) Drive-thru ramp kit w/ welded traction bars	\$8,610	\$13,145
V40053BL	12 ft. Drive-thru ramp kit w/ welded traction bars	\$9,866	\$15,062
V40050BL	12 ft. Ramps (drive-on / back-off) adder to lift	\$8,460	\$12,916
V40048	Black Beauty Non-Skid Field Repair Kit	\$3,313	\$5,057
V40034	Light Kit (pair) Kits required: 28'-30'=3 kits; 32'-36'=4 kits; 48'=5 kits. 50' cords	\$1,637	\$2,499
AB700079	Low Profile Dolly for New RJ's	\$501	\$764
V40045WG	Pit Covers for VREX Lifts (28' & 32' Runway Version, kit is for both runways)	\$23,182	\$35,392
V40044WG	Pit Covers for VREX Lifts (36' Runway Version, kit is for both runways)	\$36,647	\$55,949
V40038WG	Pit Covers for VREX Lifts (48' Runway Version, kit is for both runways)	\$46,487	\$70,971
V30100	Laptop Programmer Cord for vertical rise (VRX) only.	\$485	\$739
AC100005	Rotary programming tool for heavy duty lifts. Software for laptop running Windows. (Laptop not included.)	\$1,236	\$1,887
V40036	VRX Cord Reel for the Pendant (sold separately)	\$3,588	\$5,477
V40010	VRX Pendant	\$2,846	\$4,345
V40011	Stainless Steel remote panel for controlling washbay units.	\$5,641	\$8,612
V20226	3/4" Full Base Plate Shim.	\$979	\$1,494
V20225	1" Full Base Plate Shim.	\$1,134	\$1,730

*NOTE: Because of the environment of the typical wash bay application for the Rotary Vertical Lift, the entire lift is subjected to harsh cleaning chemicals, road chemicals coming off of the vehicles and constant contact with water and moisture. Even though we take extra precautions to assure that the surfaces of the lifts and listed components of the Wash Bay Kit Option are properly prepared, primed and finished, we do not have any control over the environment and we can only guarantee the surface to be free from rust and other corrosion for a period of one year from the date of installation. Any expressed or implied warranty to the contrary, is excluded and is not covered. In all cases, the standard Rotary Limited Warranty applies. **Washbay lifts are not available for Extended Warranty.**

Note: WASHBAY ramps must have Marine grade paint, which is a \$1068 adder to the list price. Add "MG" to the model number when ordering.

Note: When 575V is required consult order sheet.



Engineering Services

"Wet" stamped EFR's/Drawings (contact factory for quote) -- From \$5,000+

Changes after submittal -- From \$1,000+

Special Engineering Surcharges for All In-Ground Models (does not include MOD30)

	MAP Price	List Price USD
Special size stationary box	\$2,355	\$3,595
Special non-standard jack rise height	\$1,413	\$2,157
Special non-standard frame sizes/pocket position	\$1,234	\$1,883
Special non-standard bolt pattern	\$1,766	\$2,696
Special non-standard adapter	Call for Price	Call for Price
Special fee for non-standard power unit	\$1,234	\$1,883

Replacement Jack Kits

MODEL NUMBER	PORTION OF LIFT MODEL TO BE REPLACED	PLUNGER SIZE	CAPACITY H VERSION	CAPACITY E VERSION 250 PSI	CAPACITY E VERSION 350 PSI	SUGGESTED USER PRICE USD
-----------------	---	--------------	-----------------------	-------------------------------	----------------------------------	-----------------------------

FRONT REPLACEMENTS INCLUDE: Front jack with factory applied EnviroGuard coating, Standard Automatic Locking Leg, Inner And Outer Pipe, Saddle With Standard Adapters, Front Jack Hose, And Necessary Attachment Bolts.

**FM8	Front of 50, 52, 60, AP50, AC60, AP52	70" (1778mm)	8 1/2" (216 mm)	6,500 lbs. (2948 kg)	8,000 lbs. (3629 kg)	N/A	\$23,354
*FM10	Front of 70, 10210, 703, AT70, AT10210, AT703	66" (1676mm)	10 5/8" (270 mm)	12,000 lbs. (5443 kg)	18,000 lbs. (8165 kg)	25,000 lbs. (11340 kg)	\$32,985

Front Replacements WITH MULTI LOCKS Include: Front Jack with factory applied EnviroGuard[®] coating, Air-operated, Multi Position Lock Mechanism (With Strut, Control Valve, And Hardware), Saddle With Standard Adapters, Front Jack Hose, Attachment Bolts.

**FM8ML	Front of 50, 52, 60, AP50, AP52, AC60	70" (1778 mm)	8 1/2" (216 mm)	6,500 lbs. (2948 kg)	8,000 lbs. (3629 kg)	N/A	\$23,354
*FM10ML	Front of 70, 10210, 703, AT70, AT10210, AT703	66" (1676 mm)	10 5/8" (270 mm)	12,000 lbs. (5443 kg)	18,000 lbs. (8165 kg)	25,000 lbs. (11340 kg)	\$32,985

* Requires (1) Axle Kit Part #FD71Kit Flat rollers (2) Axles Per Kit, or (1) Axle Kit Part #FD79Kit Tapered Rollers (2) Axles Per Kit.

** Requires (1) Axle Kit Part #FF40Kit Flat rollers (2) Axles Per Kit, or (1) Axle Kit Part #FF43Kit Tapered Rollers (2) Axles Per Kit.

*** Comes with FD710 Axle kits. If flat rollers needed, consult factory.

NOTE: When Upgrading From Standard Locks To Multi Locks, Minimum Wheelbase Adjustment Will Be Reduced By 12".

NOTE: When Replacement Requires A Change In Jack Diameter (i.e. 7 1/2" Competitive Jack To 8

REAR REPLACEMENTS INCLUDE: Rear Jack Housing Complete With Doors, Rear Jack with factory applied EnviroGuard[®] coating, Standard Automatic Locking Leg Inner And Outer Pipe, Saddle With Standard Adapters, And Necessary Attachment Bolts.

R10	Rear of 60, 70, AC60, AT70 (H or E)	69" (1753 mm)	10 5/8" (270 mm)	12,000 lbs. (5443 kg)	18,000 lbs. (8165 kg)	25,000 lbs. (11340 kg)	\$37,673
R210	Rear of 10210E, AT10210E.	69" (1753 mm)	(2) - 10 5/8" (540 mm)	N/A	36,000 lbs. (16330 kg)	50,000 lbs. (22680 kg)	\$75,173

Rear Replacements W/MULTI LOCKS Include: Rear Jack Housing with doors, Rear Jack with factory applied EnviroGuard[®] coating, Air-Operated, Multi Position, Lock Mechanism (With Strut, Control Valve, and Hardware), Saddle With Standard Adapters, and Necessary Attachment Bolts.

R10ML	Rear of 60, 70, AC60, AT70 (H or E)	69" (1753 mm)	10 5/8" (270 mm)	12,000 lbs. (5443 kg)	18,000 lbs. (8165 kg)	25,000 lbs. (11340 kg)	\$37,673
R210ML	Rear of 10210, AT10210 (H or E)	69" (1753 mm)	(2) - 10 5/8" (540 mm)	N/A	36,000 lbs. (16330 kg)	50,000 lbs. (22680 kg)	\$75,173

NOTE: For "DS" Models, Add \$250.00. (Not Available On R852SL/R852ML.)

REAR REPLACEMENTS INCLUDE: Rear Jack Housing Complete With Doors, Rear Jack with factory applied EnviroGuard[®] coating, Standard Automatic Locking Leg Inner And Outer Pipe, Saddle With Standard Adapters, And Necessary Attachment Bolts.

R852SL	Rear of 52, AP52 (H or E)	74" (1880 mm)	8 1/2" (216 mm)	6,500 lbs. (2948 kg)	8,000 lbs. (3629 kg)	N/A	\$36,199
---------------	---------------------------	-------------------------	---------------------------	--------------------------------	--------------------------------	------------	-----------------

Rear Replacements W/MULTI LOCKS Include: Rear Jack Housing with doors, Rear Jack with factory applied EnviroGuard[®] coating, Air-Operated, Multi Position, Lock Mechanism (With Strut, Control Valve, and Hardware), Saddle With Standard Adapters, and Necessary Attachment Bolts.

R852ML	Rear of 52, AP52 (H or E)	74" (1880 mm)	8 1/2" (216 mm)	6,500 lbs. (2948 kg)	8,000 lbs. (3629 kg)	N/A	\$36,199
---------------	---------------------------	-------------------------	---------------------------	--------------------------------	--------------------------------	------------	-----------------

~NOTE: All Models Above Are Full Rise (Measured From Floor To Top Of Adapter At Full Extension) And Are For Replacements ONLY. These Models Cannot Be Used For Single-End Inspection Lifts.

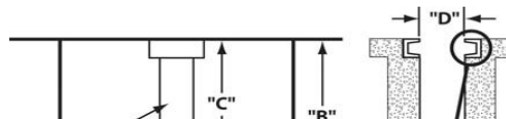
All Rotary Lift Jack Assemblies Are Protected With Factory Applied EnviroGuard[®] Coating.

SURVEY FORM — Attach Copy With Order

When using Rotary FM Kits to replace competitive models; you must survey the existing front pit (for the movable jack) to insure it meets the minimum requirements as shown below:

PIT SPECIFICATIONS — FM8, FM10 & FM12

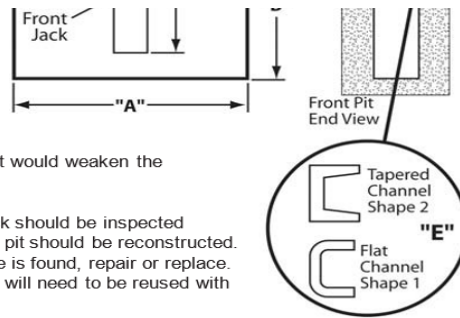
Model	"A" Pit Length	"B" Pit Depth	"C" Rotary Jack Length	"D" Pit Width	"E" Axle Roller Shape
FM12			87 7/8"	19 1/2"	



		(2232 mm)	(495 mm)	
FM10		87 7/8" (2232 mm)	17" (432 mm)	
FM8		85 1/16" (2161 mm)	15" (381 mm)	

When surveying the pit, you should also inspect the condition of:

1. Track Assembly — Check for worn, bent, or rusted conditions that would weaken the structure. If questionable, order replacement track.
NOTE: Advise, if Rotary or Weaver, at time of order.
2. Pit Walls — Check for cracking or decay in concrete. Cinder block should be inspected thoroughly to determine their integrity. If questionable, the pit should be reconstructed.
3. Valves and Piping — Check for evidence of oil leakage. If leakage is found, repair or replace.
4. Cover Plates — Check for missing or damaged covers since they will need to be reused with the replacement parts. If necessary, order replacements.



Limited Warranty

Rotary's Replacement Jack Kits are warranted to the original owner for one year from invoice date. Rotary Lift shall replace those parts returned to the factory which prove upon inspection by Rotary Lift to be defective. Rotary Lift shall pay for reasonable costs of transportation and labor for replacement of said parts for the warranty period.

This warranty shall not apply unless the product is installed, operated, used and maintained in accordance with Rotary Lift's specifications as set forth in Rotary Lift's installation, operation and maintenance instructions.

This warranty does not cover normal maintenance or adjustments, damage or malfunction caused by improper handling, installation, abuse, misuse, negligence, carelessness of operation, or normal wear and tear. In addition, this warranty does not cover equipment when unauthorized repairs or alterations have been attempted or made to the product.

This warranty is exclusive and all other expressed or implied warranties including merchantability or fitness for a particular purpose are hereby expressly excluded.

The remedies described are exclusive and in no event shall Rotary Lift be liable for any special, consequential or incidental damages of any kind including damages for breach of or delay in performance of the warranty.

This warranty shall be governed under the laws of the State of Indiana, and shall be subject to the exclusive jurisdiction of the Court in the State of Indiana in the County of Jefferson.

Terms And Conditions

PRICES: Prices and specifications are subject to change without notice. All orders will be invoiced at prices prevailing at time of shipment. Prices do not include any local, state or federal taxes.

TERMS: 1/2% 15 days, net 30 days.

ACCESSORIES: Prices and freight apply to accessories only when purchased with lift. For replacement parts, see your nearest Authorized Rotary Parts Distributor.

MIN. BILLING: The minimum billing amount is \$100.00 suggested user price.

SHIPPING &

HANDLING: F.O.B. Madison, Indiana. Rotary prepays the freight charges in the U.S. (excluding reconsignment and lift gate charges) to destination, excluding Alaska & Hawaii. Freight to Alaska & Hawaii paid to port of exit. A shipping and handling fee will be added, by line item, to the invoice. Rotary reserves the right to use responsible freight carriers of choice.

RETURNS: Rotary products may not be returned without prior written approval from Rotary's Customer Service Department. Returns must be accompanied by copy of original invoice and are subject to a credit deduction to cover transportation costs, 20% handling charge, and any necessary reconditioning costs. Equipment must be returned by our recommended national carriers: Roadway, Yellow Freight, USF Holland, UPS or FedEx Ground. Any unauthorized returns will be refused and will become the responsibility of the returnee.

Options

Black, Window Gray and Non-Standard colors are subject to longer lead times and order cancellation penalties.

2 POST & SMART LIFT

STANDARD COLORS			NON STANDARD COLORS			SPECIAL COLORS		
Color	Suffix	RAL#						
Blue	BL	5005	Color	Suffix	#	Color	Suffix	#
Red	RD	3002	Merc Black	BM	EEA003	Basalt Gray(Genesi: BG		RAL 7012
Black	BK	9005	Window Gray	WG	RAL 7040	Sapphire Blue	SP	EEL0015

** Contact a VSG representative for colors not represented

4 POST & SCISSOR

STANDARD COLORS FROM MADISON		NON- STANDARD COLORS subject to 90+ day lead time & cancellation penalites \$2889 + minimum of 4 lifts (VSG reserves the right to discount)	
SM/SMO14 RED & BLUE		SM/SMO14 BLACK	
ARO16 RED & BLUE		ARO16 BLACK	
XA12 RED		XA14 BLACK	
XA14 RED & BLUE			
X14 BLUE			
SESMIC ADDER: INCREASE LIST PRICE BY 2% (2 POST LIFTS ONLY)			



Terms And Conditions	
PRICES:	Prices and specifications are subject to change without notice. All orders will be invoiced at prices prevailing at time of shipment. Prices do not include any local, state or federal taxes. All prices are stated in United States dollars.
FREIGHT POLICY:	Drop ship orders outside the selling distributors' service area is subject to an additional 10% shipping and handling fee.
TERMS:	1/2% 15 days, net 30 days.
ACCESSORIES:	Prices and freight apply to accessories only when purchased with lift. For replacement parts, see your nearest Authorized Rotary Parts Distributor. NOTE: A surcharge may apply to some accessories.
MIN. BILLING:	The minimum billing amount is \$100.00 suggested user price.
TERMS OF SALE:	<p>Freight and insurance charges are determined by carriers. VSG prepays freight and carrier-provided insurance for continental U.S. destinations and adds charges to customers' invoice as a shipping and handling fee.</p> <p>Freight from Madison, Indiana to Alaska & Hawaii or other non-US mainland locations is paid to port of exit, provided such port is in the continental U.S. Upon request and customer approval, VSG can quote and arrange additional transport. Changes are added to customer's invoice as a shipping and handling fee.</p> <p>Domestic US, land freight shipments originating from Madison warehouses: ExWorks: Madison, Indiana USA. Ocean freight: F.O.B. Madison, Indiana USA or F.O.B. Shanghai, China-Dependent upon the factory/warehouse location. Designated on order acknowledgement.</p> <p>Changes to INCOTerms without prior written consent will be rejected. Risk of loss and title of goods transfer at the dock in Madison, Indiana USA or Shanghai, China, as applicable.</p> <p>Goods shipping from other VSG locations: Applicable sales terms, freight and other charges detailed in order acknowledgement. Risk of loss and title to goods transfer at Company's dock or dispatch location.</p> <p>Orders in credit hold status will not enter the manufacturing queue, until credit hold release date. VSG reserves the right to cancel orders on uninterrupted credit hold status for more than 90 days.</p>
SHIPPING & HANDLING:	<p>Shipping and handling charges are added to invoices as a line item.</p> <p>VSG reserves the right to determine freight carriers.</p> <p>Freight carriers reserve the right to reclassify products and change applicable rates. VSG will provide written notice of any such changes.</p>
RETURNED GOODS AUTHORIZATION (RGA) POLICY:	<ul style="list-style-type: none"> • All returned goods must <ul style="list-style-type: none"> a) be pre-approved for return by Customer Service b) have an RGA# on the outside and inside of the package c) be returned freight collect by one of our preferred freight carriers as noted on the RG documentation. • Any unauthorized returns will be refused and will become the responsibility of the returnee. Do not return any goods COD as they will also be refused. If you are unable to return freight collect, a call tag can be issued by contacting Customer Service and providing the corresponding RGA#. Items must be returned within 45 days of date on VSG invoice. Returns are subject to fees to cover transportation costs, 20% handling charge, and any necessary reconditioning costs.
CHANGES:	Rotary reserves the right to change terms and conditions.

Communicate changes to Customer Service Teams

orders@vsgdover.com or call 800-445-5438

Order Change & Cancellation Policy

Light Duty Lift orders and order change/cancellation policy:

Standard Products:

- Verify "requested ship date" notification supplied by Customer/Rotary on Salesforce when the purchase order is processed.
- **Two Post, Four Post (under 18K capacity), Low-Rise, Scissor, Alignment, and Mobile Column:**
 - Requests to cancel, change or reschedule orders within 14 calendar days of requested ship date subject to a 20% fee.
- **Smartlift®:**
 - Requests to cancel, change or reschedule orders within 20 calendar days of requested ship date subject to a 20% fee.
- **Four Post (at or over 18K capacity):**
 - Requests to cancel, change or reschedule orders within 35 calendar days of requested ship date subject to a 20% fee.

Non-standard products:

- Orders may be canceled or changed without penalty for 3 business days from the order date.
- Orders cancelled or changed beyond three business days from order placement will be assessed a 20% charge of the order total.
- Cancellation requests after production has begun cannot be accepted. Purchaser is responsible for the full amount to VSG.

Wheel Service orders and order change/cancellation policy:

Non-standard products: (additional engineering design time, special tooling, additional labor, etc.)

- Orders may be canceled or changed without penalty for 3 business days from the order date.
- Orders canceled or changed after three business days from placement will be charged 20% of the order total.
- For special order pieces of equipment, cancellation requests will not be accepted after the PO is accepted, as noted in the price sheet.
- Cancellation requests after production has begun cannot be accepted. Purchaser is responsible for the full amount to VSG.

Heavy Duty Lift orders and order change/cancellation policy

Standard products:

- Verify the requested ship date notification supplied by Customer/Rotary on Salesforce when the purchase order is processed.
- Requests to cancel, change or reschedule orders within 35 calendar days of requested ship date are subject to a 20% fee
- Orders exceeding \$250,000 (invoice total) are subject to the 20% fee within 50 calendar days of the Requested Ship Date.

Non-Standard Products:

- Subject to the above cancellation policy within three business days of order confirmation.
- Requests to change, cancel, or reschedule beyond the three business days are subject to a 20% fee.
- Requests to change, cancel, or reschedule after three days will be denied.

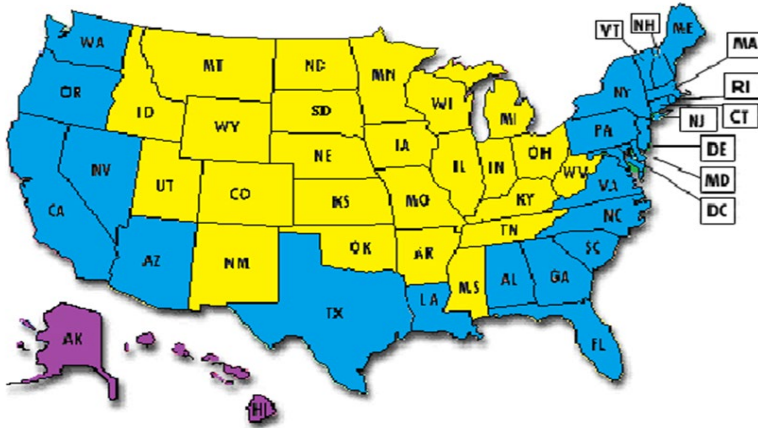
***QuickShip Orders: All QuickShip Orders may be canceled within 24 hours of order entry**

****Orders in credit or engineering hold status will not enter the production schedule until holds are released.**

*****WEEKENDS AND HOLIDAYS are not counted as business days.**

SHIPPING-CONTIGUOUS US

PRODUCT CATERGORY	QTY	INTERIOR	COASTAL
LIFTS	1-5	10.50%	11.25%
	6-9	8.00%	8.75%
	10+	6.50%	7.25%
	26+	5.50%	6.25%
HEAVY DUTY LIFTS	ALL	9.25%	10.00%
Column QTY			
Mobile Columns	2-22	8.00%	8.75%
	*24 +	6.00%	
* ORDER IN QUANTITY OF 24			
Wheel Service	ANY	8.00%	



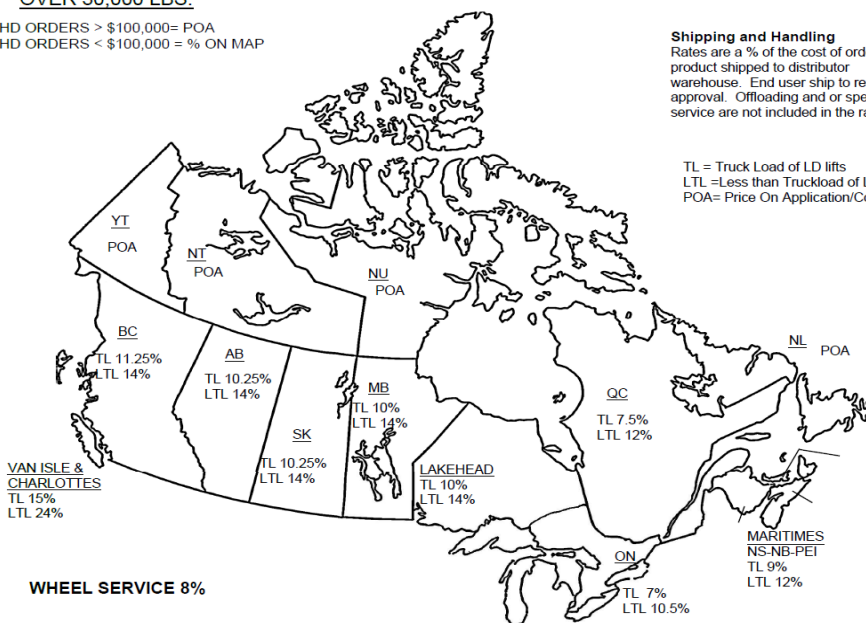
OVER 30,000 LBS.

HD ORDERS > \$100,000= POA
HD ORDERS < \$100,000 = % ON MAP

CANADA

Shipping and Handling
Rates are a % of the cost of order for product shipped to distributor warehouse. End user ship to require approval. Offloading and or special service are not included in the rates.

TL = Truck Load of LD lifts
LTL =Less than Truckload of LD lifts
POA= Price On Application/Contact VSG



WHEEL SERVICE 8%



ROTARY SOLUTIONS

Limited Warranty Statement

All VSG serialized and capital equipment are warranted to the original owner. **Important: The warranty period begins once the lift is invoiced to an authorized Distributor/ Purchaser/ Account. This date can be adjusted by submitting the Warranty Activation Form indicating the installation date or by proof of purchase. The warranty period can only be adjusted for a period of 6 months after the original ship date unless approved by VSG Customer Service.** VSG shall repair or replace those parts returned to the factory, which prove upon inspection to be defective, and pay for reasonable costs of transportation and/or labor for replacement of said parts for the warranty period as stated above. Items replaced under warranty will assume the warranty of the original item. This warranty shall not apply unless the product is installed, operated, used and maintained in accordance with specifications as set forth in installation, operation and maintenance instructions. This warranty does not cover normal maintenance or adjustments, damage or malfunction caused by improper handling, installation, abuse, misuse, negligence, carelessness of operation, or normal wear and tear. In addition, this warranty does not cover equipment when unauthorized repairs or alterations have been attempted or made to the product.

To activate the first year parts and labor warranty on Shockwave™, SmartLift®, Dual Control, One Touch Control, VREX, EFX, Parallelogram, HDC and MOD products, the installation **shall be done by** a Rotary Authorized Installer (RAI) and the product installation registered with the factory.

*** **Lift registration and Rotary Authorized Installer installation REQUIRED** to be eligible the 2nd year parts warranty as well as the Extended Parts Warranty.

*** RAI INSTALL -2nd year parts warranty only applies to surface lifts <= 30,000 lbs and cassette lifts <= 12,000 lbs, and their included rolling/swing jacks

Model/Series	STANDARD WARRANTY			***RAI INSTALLATION		
	Structural*	Functional**	Labor Warranty	Structural	Functional**	Labor Warranty
SURFACE LIFTS <= 30,000 LBS.	5 YEARS	1 YEAR	1 YEAR	5 YEARS	2 YEARS	1 YEAR
JACKS PURCHASED WITH ALIGNMENT LIFTS <= 30K						
INGROUND CASSETTE LIFTS - 12,000 LBS. OR LESS						
SCISSOR LIFTS - 14,000 LBS. OR LESS						
LOW PRESSURE INGROUND & HEAVY DUTY LIFTS						
MCH MOBILE COLUMNS						
ROLLING JACKS (wheel free devices)						
ACCESSORIES	5 YEARS	1 YEAR	1 YEAR		1 YEAR	
INGROUND REPLACEMENT JACK						
REPLACEMENT PARTS						
WHEEL SERVICE		90 DAYS			90 DAYS	
		3 YEARS	1 YEAR		2 YEARS	1 YEAR

*EXAMPLE OF STRUCTURAL PARTS: carriage, columns, yokes, arms, runways, plungers

**EXAMPLE OF FUNCTIONAL PARTS: power units, cylinders, latches, adapters, controls, pivot pin joints

EXCEPTIONS: Mobile Columns: Rollers have Lifetime functional Warranty, Cylinders have 5 YEAR Functional Warranty, and Controls have 2 Year Functional Warranty

EXCLUSIONS:

BATTERIES (warrantied by battery manufacturer)

PAINT DEFECTS DUE TO EXTERNAL INFLUENCES: Accidental damage, climatic, thermal, chemical or industrial pollution, insufficient care or maintenance

WEAR ITEMS: Cables, Sheaves, Adapter Pads, Radius Gages, Rear Steers, Lights, etc. - Except failures resulting from poor workmanship or material

AIR POWERED ITEMS DAMAGED BY EXTERNAL FLUIDS & MOISTURE

Optional Extended Functional Parts Warranty

Part Number	Model	Description	MAP Price	List Price USD
LP20041	LP20041	Warranty, extended 3 additional years parts for Automotive Lifts (Light Duty)	\$ 164	\$ 254
SV0058	SV0058	Warranty, extended 2 additional years parts for HDI & MOD	\$ 2,732	\$ 4,236
SV0059	SV0059	Warranty, extended 4 additional years parts for HDI & MOD	\$ 5,464	\$ 8,471
SV0060	SV0060	Warranty, extended 2 additional years parts for VREX	\$ 2,732	\$ 4,236
SV0061	SV0061	Warranty, extended 4 additional years parts for VREX	\$ 5,464	\$ 8,471
SV0062	SV0062	Warranty, extended 2 additional years parts for Mobile Columns, per pair	\$ 274	\$ 425
SV0063	SV0063	Warranty, extended 4 additional years parts for Mobile Columns, per pair	\$ 548	\$ 849

Limitation of Liability

The remedies described are exclusive and in no event shall VSG be liable for any special, consequential or incidental damages of any kind including damages for breach or delay in performance of the warranty. All remedies must be completed utilizing a VSG Authorized Installer.

This warranty is exclusive and all other expressed or implied warranties including merchantability or fitness for a particular purpose are hereby expressly excluded. This warranty shall be governed under the laws of the State of Indiana, and shall be subject to the exclusive jurisdiction of the Court in the State of Indiana in the County of Jefferson.

ROTARY LIFT WARRANTIES

Rotary Lift Heavy Duty Product Line Limited Warranty

Rotary Lift is proud to be the industry leader for Heavy Duty lifts. As an industry leader, Rotary Lift is supported by the best service network and provides a top-notch warranty program. The Heavy Duty Lift warranty is outlined in the document below.

- ☑ Five Years Structural Parts Warranty
- ☑ Five Years Corrosion Warranty
- ☑ Five Years Parts Warranty on Mobile Column Hydraulic Cylinder
- ☑ Two Years Warranty on Mobile Column batteries, 2nd year is prorated
- ☑ Two Years Parts Warranty on Mobile Column Electronics
- ☑ One Year Parts and Labor Warranty
- ☑ One Year Paint Warranty
- ☑ Lifetime Mobile Column Parts Warranty on Carriage Rollers

Limited Warranty:

- 1** Who does this warranty cover?
The Original owner of a Heavy Duty Lift.
- 2** What Products are covered under this warranty?
All Rotary Heavy Duty Lifts over 30,000 LB capacities.
- 3** What is covered under Rotary Lift's Warranty?
Manufacturer defects due to material and/or workmanship with the exceptions listed below.
- 4** What is not covered under Rotary Lift's Warranty?
 - A. Normal maintenance or adjustments.
 - B. Damage or malfunction caused by improper handling, installation, abuse, misuse, negligence, or carelessness of operation.
 - C. Any item that has not been installed, operated, used and maintained in accordance with specifications as set forth in Rotary's installation, operation and maintenance instructions.
 - D. Items considered general wear parts or normal wear and tear.
 - E. Any damage caused by overloading any part of the lift.
 - F. Cosmetic and/or superficial corrosion, which has no bearing on the operation or reliability of the lift.
 - G. Paint defects must not be due to external influences such as accidental damage, climatic, thermal, chemical or industrial pollution, insufficient care or maintenance.
 - H. Damage due to incorrect voltage or improper wiring.
 - I. Unauthorized repairs or alterations that have been attempted or made to the product.
 - J. Mobile Column batteries warranted by battery manufacturer. See battery label for warranty information

Responsibilities of Rotary Lift under this Warranty:

- 1** Rotary Lift shall replace those parts returned to the factory, which prove upon inspection to be defective, and pay for reasonable costs of transportation and for replacement of said parts for the warranty period as stated above.
- 2** Labor, as set forth in the labor guide, will be paid for by Rotary Lift during the first year of coverage.

Responsibilities of the Original Owner under this Warranty:

- 1** EFX, Parallelogram, VREX and MOD products must be installed by a Rotary Authorized Installer.
- 2** The lift must be registered with the install and/or invoice date on file with Rotary Lift. If this date is not on file the warranty will begin on the ship date.
- 3** Operate and maintain the lift and/or accessories in accordance to the operation and maintenance instructions.