



PRICE LIST 2025

Last Review January 2025

Fleet Services Equipment-A
Request For Proposal Public Services -
HGACBuy/Cooperative Purchasing Program 92800
Project ID: FL10-24A



All Machines FOB Carol Stream, IL. No Freight Included


PICTURES NOT TO SCALE

COMMON FEATURES

ALL MODELS	ALL STAINLESS STEEL BASES AND FRAMES w/Lifetime Warranty SUPER HEAVY DUTY CASTER WHEELS WITH GREASE NIPPLES "BRUSH ONLY" INCLINATION SYSTEM; UP TO 10 DEGREES to was up to 20° inclinations) DIAMOND CROSS SECTION, FEATHERED 0.8 MM BRUSH FIBER HEIGHT ADJUSTABLE STAINLESS STEEL SPRAY TUBES	
-------------------	--	--

MODELS

	MODEL	SPECIFICATIONS	Power	List Price	10% Off
	101-BB Wash Heights 10'10" 12'6" 13'6"	AC ELECTRIC POWERED BRUSH Dual Controls w/ Dual Rotation Brush Operation All Stainless Steel Frame, Height Adjustable Spray Bars, Handle and Electrical Panel Polyethylene Brush Fibers, Quick-Disconnect Couplings 24V Brush Only Inclination for Safe Machine balance Dema Injection Soap System, Safety Distance Wheels, 200mm Sealed Bearing Wheels with Double Bearing Turntables w/ Grease Fitting, Wire Rope Trolley System with Hose and Cable, Split Spray Tube (Shut-off Valve after 4th nozzle for washing vans), Smoked Lumber Crating Complete On-Site Training and Installation from Technician on customer supplied anchor points for wire rope. Scissor Lift Rental, 220V power and water tap connection to be supplied by customer.	Electric Motor 3x220/380 /440 V 1x220 V 50/60 Hz	\$22,000.00	\$19,800.00
	A225-CH Wash Heights 10'10" 12'6" 13'6"	AUTONOMOUS GASOLINE POWERED BRUSH Dual Controls w/ Dual Rotation Brush Operation Kohler Gasoline Engine Powered Mobile, Self-propelled Power- Brush Wash-Bot, 100 gal. rotomolded water tank. Center-Mounted Hydrostatic 5th wheel, All Stainless Steel Frame and Height-Adjustable Spray Pipes, Dema Mechanical Detergent Application System with 1.5 gal. tank, 12V Gel Battery w/ Steel Tie Down, 24V Brush Only Inclination, wider diameter 1180mm Polyethylene Fibers, Quick-Disconnect Couplings, 3" Rubber Bumpers on both sides of frame, 200mm Sealed Bearing Wheels with Double Bearing Turntables w/ Grease Fitting and Smoked Lumber Crating. Complete On-Site Training and Installation by Bitimec Technician	Gasoline Engine Kohler 7 HP	\$27,000.00	\$24,300.00

	<p>626-EZ Wash Heights 10'10" 12'6" 13'6"</p>	<p>24V DC BATTERY POWERED BRUSH</p> <p>24V-DC Battery Powered Self-Contained Vehicle Wash Machine With 2 EZ Pallet Jack like controls, 24V Brush-only inclination system, 24V Electric Detergent System, Direct Drive DC Motors, Stainless-Steel Height Adjustable Spray Pipes with extra (Shut-off Valve after 4th nozzle for washing vans) and Quick Disconnect Couplings, 3" Rubber Bumpers on both sides of frame, 112 gal. Rotomolded Water Tank with Automatic Water Refill, 200mm Sealed Bearing Wheels with Double Bearing Turntables w/ Grease Fitting, (4) Deep Cycle AGM 6V Batteries, 24V Lester Electrical Battery Charger w/ Bluetooth Monitoring, Smoked Lumber Crating</p> <p>Complete On-Site Training and Installation by Bitimec Technician</p>	<p>24V-DC Battery</p>	<p>\$35,000.00</p>	<p>\$31,500.00</p>
---	--	---	----------------------------	--------------------	---------------------------