



N/S Corporation

VEHICLE WASHING EQUIPMENT • *Established 1961*

www.nswash.com

Price Book

Fleet Services Equipment

FL10-24

HGACBuy
THE SMART PURCHASING SOLUTION

All Catalog and Non Catalog Items are Subject to a 18% Discount

CONFIDENTIAL

Note: All Catalog and Non Catalog Items are Subject to a 18% Discount

[illegible]

Table of Contents

Car Wash Systems

3 BRUSH

Mini Express Washer • 7
CT-MEW; CT-10

**Drive-in Back-Out • 8; Optional passenger
side utility connection: \$516.70 • 8**
ECO3-SS

**ECO 3 Side to Side • 9; Optional passenger
side utility connection: \$516.70 • 9**
ECO3-SS-FLT

ECO 3 Side to Side • Fleet • 10
ECO3-FR

**ECO 3 Front to Rear • 11; Optional
passenger side utility connection: \$516.70 • 11**
ECO5-FR

5 BRUSH

**ECO 5 Front to Rear • 12; Optional
passenger side utility connection: \$516.70 • 12**
ECO5-SS

ECO 5 Side to Side • 13
ECO5-SS-FLT

ECO 5 Side to Side Fleet • 14
ECO5-TB-E

ECO 5 Top Brush Entrance • 15
ECO5-TB-X

**ECO 5 Top Brush Exit • 16; ECO 5
Top Brush Exit • 17; Low Ceiling
Option • 17**
ECO5-TB-X; ECO5-TB-HD-E

**ECO 5 Top Brush Heavy Duty
Entrance • 18**
ECO5-TB-HD-X

ECO 5 Top Brush Heavy Duty Exit • 19
ECO7-FR

7 BRUSH

ECO 7 Front to Rear • 20
ECO10; ECO10B

10 BRUSH

Eco Express Wash • 21

BRUSH SYSTEMS

Wrap-Arounds • 22
SYS-200; SYS-250; SYS-300; SYS-400; SYS-450; SYS-700

GUIDE RAIL SYSTEMS

SCR and SGR Lines • 23
SCR-100; SCR-100-1; SGR-200; SGR-200-1; GSP-100-HRS;
GSP-100-SS; GSP-200-HRS; GSP-200-SS

Car Components

Tire & Undercarriage Systems • 25
CTA-100; CTA-200; UCW-090; UCW-200; UCW-311; ARTB-
100

ARCHES

Free Standing • 26
TGA-200; TGA-200-GF; TGA-200-1; TGA-ARCH

Foamers • 27

DIA-100; ALUM-100; ALUM-200; ALUM-300; MEGA-SS;
MEGA-DS; MEGA-TF; FOM-MINI; BUBBLE2.0; SUP-ARCH;
BUBBLIZER-V; BUBBLIZER-L; BUBBLIZER-P; BUBBLIZER-D;
BUBBLIZER-R; AHW-2012; ECO RINSE X3; ECO X3 SIGNS

Blast Line • 29

BLST-ARCH-ST-2; BLST-ARCH-ST-3; BLST-ARCH-ST-6; BLST-HP-
WH; FLOOD-ARCH; VORTEX

CONVEYOR SYSTEMS

Conveyors • 30
OUD-200E; OUD-200H; OUD-200-C5; OUD-200-C10;
4017-0027; 9400-0097

Power Packs and Drives • 31
HPP-005F; HPP-010F; HPP-015F; HDH-001

Correlators • 32
SCD-400; SCD-410; 5014-0030; SYS-90; SYS-90-TUNNEL;
5025-0036; 5025-0037; 5025-0009; 5025-0008

Cleaning Peripherals • 33
MIT-100; t; MIT-101; SWS-100

SIGNS

Menus & Lighting • 34

MENU-36NH; MENU-36NV; INST-2946; CONF-2946

Transit Systems

SYS-3000 Series • 36

SYS-3000-10 ; SYS-3000-12; SYS-3000-13; SYS-3000-14;
SYS-3000-15

SYS-3100 Series • 37

SYS-3100-10; SYS-3100-11; SYS-3100-12; SYS-3100-13; SYS-
3100-14; SYS-3100-15; SYS-3100ADDCURT

SB-3100 Series • 38

SB-3100-10; SB-3100-12; SB-3100-13; SB-3100-14; SB-3100-
15

SYS-3250 Series • 39

SYS-3250-10; SYS-3250-12; SYS-3250-13; SYS-3250-14; SYS-
3250-15

Big Mini System • 40

BIGM; BIGM-12; BIGM-13; BIGM-14; BIGM-15

SYS-5000 • 41

5M-020; 5M-040; 5M-200; 5M-220; 5M-400; 5M-240; 5M-
420; 5M-440

Nautica 4M Rollover Series • 43

4M-12; 4M-14; 4M-AS; 4M-TR

SYS-414 Series • 44

SYS-414; SYS-414B

Transit Components

Robo Xhaust • 47

RCE

Super Chassis Blaster • 48

SCB-FW

Smart Activated Rinse Arch • 48

SARA; SARA-SCS

Brush, Arch Systems • 49

FRSB-500; DIA-500; DIA-500-11; DIA-500-12; DIA-500-12.5;
DIA-500-13; DIA-500-14; DIA-500-15; PAR-500; PAR-500-
11; PAR-500-12; PAR-500-12.5; PAR-500-13; PAR-500-14;
PAR-500-15; POR-500; POR-500-11; POR-500-12; POR-500-
12.5; POR-500-13; POR-500-14; POR-500-15; RGLS-00;
9200-0015; HPA-010; HPA-010-14; HPA-010-15; HPA-FBBW;
SWS-500; REAR-POS

Tire, Under Car Care • 50

UCW-200; UCW-311; CTA-DOSA-5; CTA-250; ARTB-500;
COSB-050; COSB-110; FRDM-500; FRWB-500; FRSB-300

Surveillance, Speed Controls • 51

AIS-100; AIS-200; SCS-00

Industrial Activation Systems • 51

SEL-SW; SYS-90-T; SYS-90-T-10

Curb Rail Systems • 52

RCR-500; GSP-500-HRS; GSP-500-SS; GSP-5000-HRS; GSP-
5000-SS

Vacuum Docking Module • 53

VDM; JSW-520; JSW-530

Wheel Wash Systems • 53

Reclaim Systems

ABOVE GROUND

WRS Series • 55

WRS-05; WRS-10; WRS-15; WRS-20; AG-CLA

Clarifier Systems • 56

STAGE 10

Transit Clarifier System • 57

AG-CLA-T; 3026-0028; 3026-0029; 3026-0030; FW-MKUP;
AGC WASH CART

Filters • 57

BELOW GROUND

RC Series • 58

RC-500; RC-1000; RC-1500; RC-2000; 4M-RC500

WWS Series • 59

WWS-220

PERIPHERALS

Multiple Bay Systems • 60

MBS-5-2016; MBS-10-2016; MBS-15-2016; MBS-15-
VFD-2016; MBS-20-2016; WTS-001; WTS-003; WTS-005;
900-0653; 900-0652; FW-MKUP; SRS-005; SRS-010; AGS-
333

Reverse Osmosis Systems

LIGHT DUTY

ROS Series • 63

RO-1140-1800; RO-2140-3600; RO-3140-5400

HEAVY DUTY

ROS Series • 64

RO-4140-7200; RO-5140-9000; RO-6140-10800; RO-8140-
14400

WATER SOFTENERS

Single and Twin Tanks • 65

3023-0007; 3023-0008; old# 930-5608

Blowers & Vacuums

BLOWERS

Turbines • 67

AIR-7.5; AIR-10; AIR-15; 4020-0056; 4020-0057

Frames • 68

AF-1G; AF-2G; BD-3000; BDH-5000

Control Panels for Blowers • 68

ECS-AF-208-1; ECS-AF-208-2; ECS-AF-10-1; ECS-AF-480-1;
ECS-AF-480-2; ECS-AF-10-2

Smart Gates • 69

SMRT-GT-2.0; CP-SMRTGT-4; CP-SMRTGT-8; 4020-0042;
4020-0044; 4020-0045; 4020-0043; 4020-0049; 4020-
0050; 4020-0051; 4020-0041

Nozzles • 69

VACUUMS & STANDS

Self Service • 70

VAC-102; VAC-103; ED-VAC-15; ED-VAC-20; ED-VAC-25;
ED-VAC-30; ED-VAC-40; ED-VAC-50; ED-VAC-60; MS-100;
MS-150; MS-200; MS-250; MS-300; MS-400; MS-500; MS-
600; TOOL KIT; VAC-TRAP

Storage Tanks

HDLPE Cylindrical Tanks • 72

TANK-0100; TANK-0300; TANK-0500; TANK-0750; TANK-
1000; TANK-1500; TANK-2000; TANK-3000; TANK-4000;
TANK-5000; TANK-6000; 940-1307

Pumps & Air Compressors

AIR COMPRESSORS

2 Stage • 74

HP-5.0; HP-7.5; HP-10.0; PMP-001BP; PMP-002BP; PMP-
003BP; PMP-005BP; PMP-001RP; PMP-002RP; PMP-003RP;
4006-0043

PUMPS

Booster Pumps • 74; RO Transfer

Pumps • 74; Centrifugal Pumps • 75

PMP-001CP; PMP-002CP; PMP-003CP; PMP-005CP; PMP-
007CP; PMP-010CP; PMP-015CP; PMP-020CP

Self Prime Pumps • 76

PMP-005SP; PMP-007SP; PMP-010SP; PMP-015SP; 4003-
0007; 4008-0025; 4008-0026; 4008-0027; SINJ-01; RINJ-
01; ACCUMIX

Chemical Pumps • 77; Injection Systems • 77

Control Panels

Stand Alone Control Panels • 79

ECP-1 HP; ECP-2 HP; ECP-3 HP; ECP-5 HP; ECP-7.5H; ECP-10
HP; ECP-15 HP; ECP-20 HP; ECP-30 HP; ECP-40 HP; ECP-50
HP; ECP-60 HP; ECP-75 HP

High Pressure

HP PREP GUNS

PPW Line • 80

PPW-003; PPW-005; PPW-075; PPW-010; BOM-180; BOM-
360

Part Number Index • 81

Car Wash Systems

Rev:

42

HGACBuy

3 Brush

Mini Express Washer

TABLE OF
CONTENTS ➡

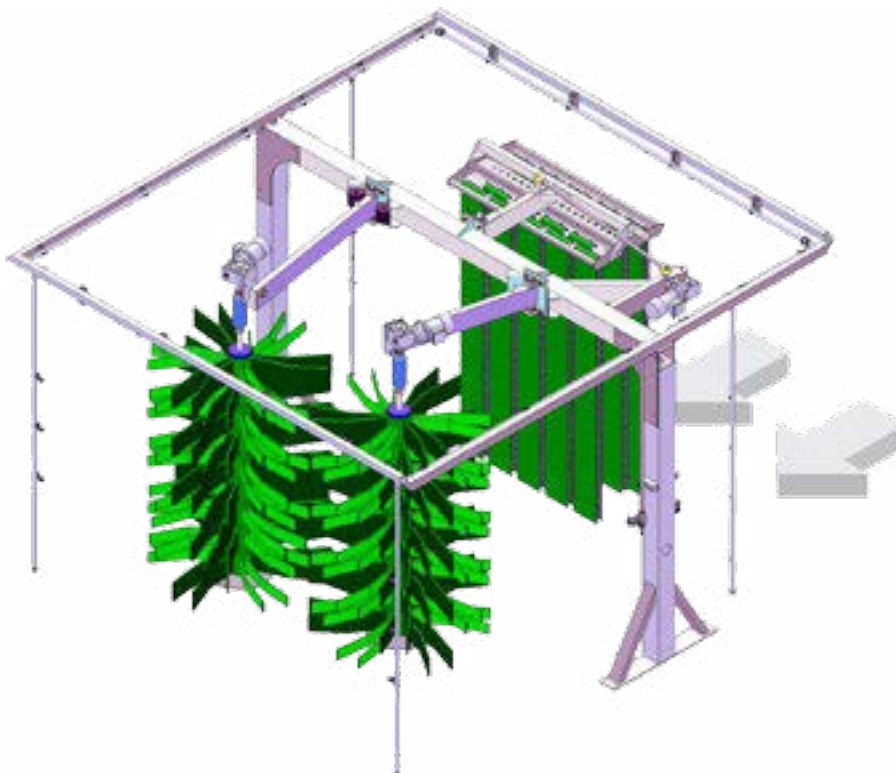
PART #
INDEX ➡

COMPLETE SYSTEM

Automatic aluminum wash system with 2-leg support structure and a 90" vehicle clearance (drive-thru model).

System includes:

- Polished Aluminum framework, 90" vehicle clearance.
- One oscillating side-to-side mitter with ½ HP electric motor assembly.
- One pair flex wrap-a-round lammscloth brushes with two ½ HP electric motor assemblies.
- Built-in pre-soap applicator with soap injection.
- Pre-plumbed
- Available 220 three phase.
- Final Rinse with Dry it or Wax injection system.
- Electric eye activation for machine and rinse.
- Motor Control Panel (UL Approved) - Mounted on frame.
- Driver side utility connection.
- Dimensions: 13'4" L x 8'9" H x 12'5" W



Powder Coating add:\$1,308.95

Optional passenger side utility connection:\$516.70

Guide rail or conveyor recommended.

Rev:

42

HGACBuy

3 Brush

Drive-in Back-Out

TABLE OF
CONTENTS ➔

PART #
INDEX ➔

COMPLETE SYSTEM

CT-10

\$64,949.76

3 Touch Drive-in Back-out. Automatic aluminum wash system with 4-leg support structure and a 90" vehicle clearance (drive-in back-out for dead end bay applications.)

System includes:

- One pair flex wrap-a-round brushes with two ½ HP electric motor assembly.
- One oscillating side-to-side mitter with 1 HP electric motor assembly.
- Detergent applicator arch. Detergent injection system. Final rinse applicator arch.
- Motor Control Panel (UL Approved) - Mounted on frame.
- 32½' of Guide Rail
- Electric Eye Activation.
- Single green exit light
- Driver side utility connection.
- Polished aluminum framework, 90" vehicle clearance.
- Dimensions: 32½'
- 17' L x 10'6" H x 12'6" W



Available in all lammscloth or with soft fiber wraps.

Optional powder coating: \$3,492.55

Optional passenger side utility connection: \$516.70

3 Brush

ECO 3 Side to Side


ECO3-SS

\$59,441.53

3 brush side-to-side. Compact 3 washer package. Automatic aluminum wash system with 2-leg support structure and a 96" vehicle clearance.

System includes:

- Polished aluminum framework, 96" vehicle clearance.
- One oscillating side-to-side mitter with ½ HP electric motor assembly.
- One pair wrap-a-round brushes with two ½ HP electric motor assembly.
- Two sets of foamers.
- Motor Control Panel (UL Approved) - Mounted on frame.
- Driver side utility connection.
- Dimensions: 13'2" L x 8'10" H x 12'6" W



Optional powder coating: \$3,492.55

Optional passenger side utility connection: \$516.70

3 Brush

ECO 3 Side to Side • Fleet

ECO3-SS-FLT

\$65,916.32

3 brush side-to-side. (Drive Thru System Automatic Aluminum Wash System, 4 leg support structure, (Drive-Thru Model), 96-inch vehicle clearance. Primary cleaning components: One pair flex-a-round brushes and oscillating side-to-side mitter system.

System includes:

- Electrical eye for machine activation
- One pair wrap-a-round washers with ½ HP motor assembly.
- One oscillating side-to-side mitter with 1 HP electric motor assembly.
- Chemical Pumps with tamper proof enclosures PVC piping with nozzles.
- Motor control panel (UL Approved).
- Driver side utility connection.
- Polished aluminum framework, 96-inch vehicle clearance.
- Complete with 27-½ feet of curb rail.
- DIA-100 final rinse arch with electric eye activation, PVC solenoid & check valves.
- Space required: 27.5'.
- Soft start.

* Optional Powder Coating add: \$3,492.55

* Optional passenger side utility connection: \$516.70

* Optional Foam Brush Material: \$2,300



3 Brush

ECO 3 Front to Rear

ECO3-FR

\$59,441.53

Front to rear mitter. Automatic aluminum wash system with 4-leg support structure and a 96" vehicle clearance (drive-thru model).

System includes:

- Polished aluminum framework, 96" vehicle clearance.
- Pre Rinse, soap arch with one pair flex wrap-a-round washers with two ½ HP electric motor assembly.
- One oscillating front to rear mitter with 1 HP electric motor assembly.
- 2 set of foamers.
- Motor Control Panel (UL Approved) - Mounted on frame.
- Driver side utility connection.
- Space Required: 11' L x 10'6" H x 12'6" W.



Optional powder coating: \$3,492.55

Optional passenger side utility connection: \$516.70

Rev:

42

HGACBuy

5 Brush

ECO 5 Front to Rear

TABLE OF
CONTENTS ➡

PART #
INDEX ➡

ECO5-FR

\$67,261.92

Front to rear mitter. Automatic aluminum wash system with 4-leg support structure and a 96" vehicle clearance (drive-thru model.)

System includes:

- Polished aluminum framework, 96" vehicle clearance.
- One pair flex wrap-a-round washers with two ½ HP motor assembly.
- One oscillating front to rear mitter with 1 HP motor assembly.
- One pair rocker panel washers with two ½ HP motor assembly.
- 2 sets of foamers.
- Motor Control Panel (UL Approved) - Mounted on frame.
- Driver side utility connection.
- Space Required: 12' L x 10'6" H x 12'6" W



Optional powder coating: \$3,492.55

Optional passenger side utility connection: \$516.70

Guide rail or conveyor recommended.

5 Brush

ECO 5 Side to Side

ECO5-SS

\$67,261.92

Automatic Aluminum Wash System, 4 leg support structure, 96-inch vehicle clearance. Primary cleaning components: One pair flex-a-round brushes, one pair rocker panel brushes and oscillating side-to-side mitter system.

System includes:

- One pair wrap-a-round washers with ½ HP motor assembly.
- One oscillating side-to-side mitter with 1 HP electric motor assembly.
- One pair rocker panel washers with ½ HP motor assembly.
- 2 sets of foamers.
- Motor control panel (UL Approved).
- Driver side utility connection.



Optional powder coating:\$3,967.50

Optional passenger side utility connection:\$516.70

Guide rail or conveyor recommended.

5 Brush

ECO 5 Side to Side Fleet

ECO5-SS-FLT

\$75,760.99

Automatic Aluminum Wash System, 4 leg support structure, (Drive-Thru Model), 96-inch vehicle clearance. Primary cleaning components: One pair flex-a-round brushes, one pair rocker panel brushes and oscillating side-to-side mitter system.

System includes:

- Electrical eye for machine activation
- One pair wrap-a-round washers with ½ HP motor assembly.
- One oscillating side-to-side mitter with 1 HP electric motor assembly.
- One pair rocker panel washers with ½ HP motor assembly.
- Chemical Pumps with tamper proof enclosures
- PVC piping with nozzles.
- Motor control panel (UL Approved).
- Driver side utility connection.
- Polished aluminum framework, 96-inch vehicle clearance.
- Complete with 27-½ feet of curb rail.
- DIA-100 final rinse arch with electric eye activation, PVC solenoid & check valves.
- Space required: 27.5'.
- Soft start.



Optional powder coating: \$3,967.50

Optional passenger side utility connection: \$516.70

Optional Foam Brush Material: \$4,370.00

5 Brush

ECO 5 Top Brush Entrance

ECO5-TB-E

\$69,291.45

Automatic Aluminum Wash System, 4 leg support structure, (Drive-Thru Model), 96-inch vehicle clearance. Primary cleaning components: One pair flex-a-round brushes, one pair rocker panel brushes and one soft fiber top washer cleaning system. The top brush is at the entrance of the machine before the wrap brushes.

System includes:

- One pair wrap-a-round washers with two ½ HP electric motor assembly.
- Soft fiber top washer & 1 HP electric motor assembly.
- Motor control panel (UL Approved).
- Driver side utility connection.
- One pair rocker panel washers with ½ HP electric motor assembly, available in Soft Fiber, Foam or Lammscloth.
- Foamer Application for detergent
- Polished aluminum framework, 96-inch vehicle clearance
- Complete with 27-½ feet of curb rail.
- Soft start.



Optional powder coating:\$3,967.50

Optional passenger side utility connection:\$516.70

5 Brush

ECO 5 Top Brush Exit


ECO5-TB-X

\$69,291.45

Automatic Aluminum Wash System, 4 leg support structure, (Drive-Thru Model), 96-inch vehicle clearance. Primary cleaning components: One pair flex-a-round brushes, one pair rocker panel brushes and one soft fiber top washer cleaning system. The wrap brushes are at the entrance of the machine with the top brush following.

System includes:

- One pair wrap-a-round washers with two ½ HP electric motor assembly.
- Soft fiber top washer & 1 HP electric motor assembly.
- Motor control panel (UL Approved).
- Driver side utility connection.
- One pair rocker panel washers with ½ HP electric motor assembly, available in Soft Fiber, Foam or Lammscloth.
- 2 sets of foamer
- Polished aluminum framework, 96-inch vehicle clearance
- Soft start.



Optional powder coating:\$3,967.50

Optional passenger side utility connection:\$516.70

5 Brush

ECO 5 Top Brush Exit

Low Ceiling Option

ECO5-TB-X

\$69,291.45


Automatic Aluminum Wash System, 4 leg support structure, (Drive-Thru Model), 84-inch vehicle clearance. Make a note of low clearance

Primary cleaning components:

One pair flex-a-round brushes, one pair rocker panel brushes and one soft fiber top washer cleaning system. The wrap brushes are at the entrance of the machine with the top brush following.

System includes:

- One pair wrap-a-round brushes with two ½ HP electric motor assembly.
- Soft fiber top brush & 1 HP electric motor assembly.
- Motor control panel (UL Approved).
- Driver side utility connection.
- One pair rocker panel brushes with ½ HP electric motor assembly, available in Soft Fiber or Lammscloth.
- Electric Eye Activation.
- PVC piping with nozzles.
- Chemical pump with tamper proof enclosures.
- Polished aluminum framework, 96-inch vehicle clearance`
- Complete with 25 feet of curb rail.
- DIA-100 final rinse arch with electric eye activation, PVC solenoid & check valves.
- Soft start.



5 Brush

ECO 5 Top Brush Heavy Duty Entrance


ECO5-TB-HD-E

\$83,406.57

Automatic Aluminum Wash System with 6 leg support structure. 96-inch vehicle clearance. Four flex staggered height brushes and pre-soak system. The top brush is at the entrance of the machine before the two sets of wrap brushes.

System includes:

- Two sets of wrap-a-round brushes with four ½ HP electric motor assemblies.
- Top brush w/1 HP electric motor assembly.
- Frame mounted UL approved control panel
- Electric eye activation
- PVC piping with nozzles.
- Chemical injection pump.
- Al frame, 96-inch vehicle clearance.
- Complete with 33 feet of curb rail.
- DIA-100 final rinse arch, PVC solenoid check valves.
- All brushes available in fiber or foam



5 Brush

ECO 5 Top Brush Heavy Duty Exit


ECO5-TB-HD-X

\$83,406.57

Automatic Aluminum Wash System with 6 leg support structure. 96-inch vehicle clearance. Four flex staggered height brushes and pre-soak system. The two sets of wrap brushes are at the entrance of the machine with the top brush following.

System includes:

- Two sets of flex wrap-a-round brushes with four ½ HP electric motor assembly.
- Soft fiber top washer & 1 HP electric motor assembly.
- Motor control panel (UL Approved).
- Driver side utility connection.
- Electric Eye Activation.
- PVC piping with nozzles.
- Chemical pumps with tamper proof enclosure
- Polished aluminum framework, 96-inch vehicle clearance.
- Complete with 37-½ feet of curb rail.
- DIA-100 final rinse arch with electric eye activation, PVC solenoid & check valves.
- Space required: 25.5 feet.
- Soft start.



Rev:

42

HGACBuy

7 Brush

ECO 7 Front to Rear

TABLE OF
CONTENTS ➡

PART #
INDEX ➡

ECO7-FR

\$91,032.04

Front to rear mitter. Automatic aluminum wash system with 6-leg support structure and a 96" vehicle clearance. Four flex staggered height brushes and pre-soak system.

System includes:

- Polished aluminum framework, 96" vehicle clearance.
- Two sets of flex wrap-a-round lammscloth brushes with four
- ½ HP electric motor assembly.
- One oscillating front to rear mitter with 1 HP electric motor assembly.
- One pair rocker panel brushes with two ½ HP electric motor assembly.
- 2 sets of foamers.
- Motor Control Panel (UL Approved) - Mounted on frame.
- Driver side utility connection.
- Dimensions: 18'9" L x 10'6" H x 12'6" W



Optional powder coating:\$3,967.50

Optional passenger side utility connection:\$516.70

Rev:

42

HGACBuy

10 Brush

Eco Express Wash

TABLE OF
CONTENTS ➔

PART #
INDEX ➔

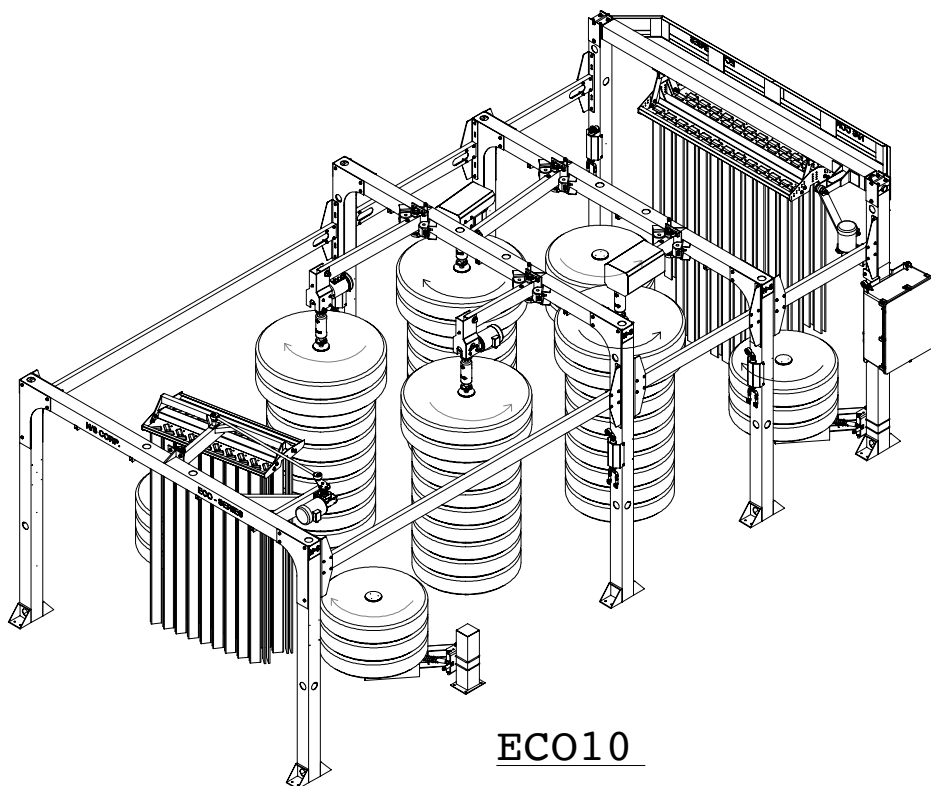
ECO10
ECO10B

\$118,071.76
\$129,956.27

Compact 10 touch. Automatic aluminum wash system with 8-leg support structure and a 96" vehicle clearance. Four flex staggered height brushes and pre-soak system.

System includes:

- Polished aluminum framework, 96" vehicle clearance.
- One oscillating front to rear mitter with 1 HP electric motor assembly.
- Two sets of flex wrap-a-round lammscloth brushes with four ½ HP electric motor assembly.
- Two sets of rocker panel brushes with ½ HP electric motor assembly.
- One oscillating side-to-side mitter with ½ HP electric motor assembly.
- 3 sets of foamers.
- Motor Control Panel (UL Approved) - Mounted on frame.
- Driver side utility connection.
- Dimensions: 26' L x 10'6" H x 12'6" W
- Soft Turf option extra



ECO10

Optional powder coating:\$3,967.50

Optional passenger side utility connection:\$516.70

Brush Systems

Wrap-Arounds

SYS-200**\$28,672.02**

One pair flexi lammscloth wrap-a-round front, side & rear brushes with 96-inch vehicle clearance, aluminum support module and electric motor drive and electrical 13' cord to a junction box on bulkhead. Available in soft fiber at no additional charge. PVC spray bar included. Dimensions: 7 feet. Powder Coating Optional:\$1,970.32

SYS-250**\$60,045.65**

Tall Wraps. Staggered-height brushes. Two pairs flexi lammscloth wrap-a-round front, side & rear brushes with 96-inch vehicle clearance, aluminum support module, electric motor drive with junction box on bulkhead. Available in soft fiber at no additional charge. PVC spray bar included. Dimensions: 14 feet. Powder Coating Optional:\$2,728.13

SYS-300**\$16,284.97**

Single oscillating side-to-side lammscloth top mitter with 96-inch vehicle clearance, aluminum support modules with electric motor drive with electrical cord to junction box on bulkhead. Available in soft cloth at no additional charge. PVC spray bar included. Dimensions: 6'3" Powder Coating Optional:\$1,818.76

SYS-400**\$10,575.64**

1 set lammscloth rocker panel brushes, aluminum support module with electric drive ½ HP motor with 10' cord to the junction box - leg mount. Available in soft fiber at no additional charge. PVC spray bar included. Dimensions: 5 feet. Free standing:\$606.26 Powder Coating Optional:\$606.26

SYS-450**\$10,463.22**

1 set free standing lammscloth rocker panel brushes, aluminum support module with electric drive ½ HP motor with 10' cord to the junction box - leg mount. Available in soft fiber at no additional charge. PVC spray bar included. 4003 nozzles. Dimensions: 5 feet. 6"x6" bases Powder Coating Optional:\$606.26

SYS-700**\$20,828.61**

Front-to-rear lammscloth top mitter, aluminum support structure available with 1 HP electric motor drive only with electrical cord to a junction box on bulkhead. Available in soft cloth at no additional charge. PVC spray bar included. Space required: 5 feet. Powder Coating Optional:\$1,818.76

Guide Rail Systems

SCR and SGR Lines

SCR-100

\$1,300.60
(BOTH SIDES)

7½' Entry safety curb rail, 2½" Galvanized guide system with plastic sleeves on both sides & cleats, Section length of 5 feet plus 2.5 foot entrance. Includes single, central and middle cleats. Standard height: 4".

SCR-100-1

\$598.46
(BOTH SIDES)

Center sections safety curb rail, 2½" Galvanized guide system with plastic sleeves on both sides & cleats, additional 5 foot sections. Standard height: 4".

SGR-200

\$1,055.03
(BOTH SIDES)

7½' Entry safety guide rail, 2½" twin rail tire containment system with plastic sleeves for outside rail, cleats, length of 5 feet plus 2.5 foot entrance. Includes single, corner and end cleats. Standard height: 4".

SGR-200-1

\$506.08
(BOTH SIDES)

Center sections safety guide rail, 2½" twin rail tire containment system with plastic sleeves for outside rail, cleats, additional 5 foot sections. Standard height: 4".

GSP-100-HRS

\$1,280.21

GSP-100-SS

\$4,116.00

GSP-200-HRS

\$1,152.19

GSP-200-SS

\$3,528.01

Car Wash Curb Rail Skid Plates, ¼" Thickness, Hot Rolled Steel

Car Wash Curb Rail Skid Plates, ¼" Thickness, Stainless Steel

Car Wash Guide Rail Skid Plates, ¼" Thickness, Hot Rolled Steel

Car Wash Guide Rail Skid Plates, ¼" Thickness, Stainless Steel

Car Components

Car Components

Tire & Undercarriage Systems

CTA-100

\$2,737.43

Chemical tire applicator, includes two stands with stainless steel piping, foam mixing chamber, nozzles and swivels

- To be used with chemical board, requires air to foam
- Does not include pumping station, injectors or solenoids.
-

CTA-200

\$5,612.16

Drive through chemical tire applicator with Electric eye activation.

- Includes two stands with stainless steel piping, nozzles and swivels, treadle /Electric eye activation & hydrominder mixing tank.
- It does not require a pump, electricity or compressed air.

UCW-090

\$2,579.20

Surface-mounted undercarriage wash system for over-under conveyor, including hose and solenoid valve. Standard galvanized steel pipe and powder coated finish. (Pumping system not included) Space required: 3'.

UCW-200

\$2,695.56

In-ground undercarriage wash system for transit wash, including hose and solenoid valve (refer to contract drawing for specific design). Standard galvanized steel pipe. Pumping system is not included. Space required: 3'

UCW-311

\$5,641.76

Surface-mounted undercarriage wash system for transit wash, including hose and solenoid valve (refer to contract drawing for specific design). Standard stainless steel frame. Pumping system is not included. Space required: 4'

ARTB-100

\$4,188.30

Air retract system per each pair of flex brushes – includes air control panel, FRL assembly (less compressor).

Arches

Free Standing

TGA-200

\$19,866.13

On-line, retractable Tire Gloss Applicator. Includes:

- Retractable pads with on-demand chemical application.
- Quick-change lammscloth pad covers.
- Wall-mounted chemical manifold & air panel
- 26"x26" 'Tire Gloss Being Applied' flashing sign.
- Requires only one (1) CFM air @ 80 psi
- Compressor NOT included.

TGA-200-GF

\$14,398.39

On-line, retractable Tire Gloss Applicator for belt conveyors and roll overs only. Compressor NOT included. Includes:

- Retractable pads with on-demand chemical application.
- Quick-change lammscloth pad covers.
- Wall-mounted chemical manifold & air panel
- 26"x26" 'Tire Gloss Being Applied' flashing sign.
- Requires one (1) CFM air @ 80 psi
-
-

TGA-200-1

\$3,658.68

Flashing sign 38"x38" 'Tire Gloss Being Applied' When purch w TGA

- Convex safety mirror to view application.
- Powder coated aluminum construction.
- Chemical manifold & air panel mounted in frame.

TGA-ARCH

\$2,157.01

Cross-over arch for Tire Gloss Applicator

- Enclosed light-weight aluminum arch to route air and chemical lines over tunnel system. Easy access bolt on cover
- Includes poly-lines when sold with TGA-200
- If purch separately, doesn't include any hoses or connections.

Note: NS recommends check valve nozzles for fresh water spray.**Check Valve Nozzles: \$220.46****Optional Arch Powder Coating: \$275.57**

Arches

Foamers

DIA-100**\$3,247.79**

Single manifold aluminum arch 4" x 4" square tubing, 96" vehicle clearance (only for D.L. or R.O. water.) Includes PVC piping, with check valve nozzle assembly, and PVC valve included.
Space required: 1 foot.

ALUM-100**\$2,715.23**

Single manifold aluminum arch 4" x 4" square tubing, 96" vehicle clearance with PVC piping. Space required: 6 feet.

ALUM-200**\$3,791.33**

Dual manifold aluminum arch 4" x 4" square tubing, 96" vehicle clearance with PVC piping. Space required: 1 foot.

ALUM-300**\$5,165.15**

Triple manifold aluminum arch 4" x 4" square tubing, 96" vehicle clearance with PVC piping. Space required: 3 feet.

MEGA-SS**\$6,330.19**

Single Spray Mega Arch. Full aluminum construction, LED lighted. Powder Coated

MEGA-DS**\$7,280.91**

Dual Spray Mega Arch. Full aluminum construction, LED lighted. Powder Coated

MEGA-TF**\$7,914.72**

Triple Foam Mega Arch. Full aluminum construction, LED lighted. Powder Coated

FOM-MINI**\$1,284.21**

Mini Foam application. Mounts on system leg or arch. Hydrominder not included.

- Two hockey puck style applicator
- Mixing chamber
- Mini ball valve for air and chemical adjustment

BUBBLE2.0**\$7,835.49**

2.0 module can be mounted to free standing arch, includes:

- Reservoir tank and air pump unit
- Built-in DEMA chemical injection w/safety level mechanical
- float switch. Optional if upgrading to panel on page 18.
- NS Silver powder coated aluminum tank.

SUP-ARCH**\$1,311.01**

Support arch for Bubblizer or Aquawall units. Powder coated.

BUBBLIZER-V**\$1,386.45**

Lighted Top Volcano Graphic Sign

BUBBLIZER-L**\$1,171.08**

Lighted Word Bubblecano Sign

BUBBLIZER-P**\$1,046.11**

Lighted Passenger Side Bubblecano Sign

BUBBLIZER-D**\$1,008.05**

Lighted Driver Side Bubblecano Sign

BUBBLIZER-R**\$673.43**

Bubble- Light package

Upgrade any sign to multi-color (per light)



Arches

Foamers

AHW-2012

\$47,560.31

Auto Handwax Unit. Automatic waxing and buffing applicator. This unit completely retracts elements as to only service paying customers. Can be programed to offer the waxing alone or the buffing and waxing together. Includes:

- 2.0 Bubblizer wax unit
- Lammscloth buffing unit with retractable polishing curtain and set of 2 front-side-rear waxing roto mitters.
- Lighted signs package: Two sides and one top acrylic signs with multi color lights.



ECO RINSE X3

\$7,605.73

Eco oscillating rinse arch.

- 50 degree oscillation for superior coverage
- All aluminum powder coated construction
- Stainless steel live swivel connector standard
- Easy Clean check valve nozzels dual spray

ECO X3 SIGNS

\$3,406.74

Eco Rinse 'Wave' Signs, includes left and right

- 42"x82" sign boxes
- 45 FPM Flasher. 110 vac input with 12 vdc LEDs

Arches

Blast Line

BLST-ARCH-ST-2

\$5,629.52

BLST-ARCH-ST-3

\$7,439.38

BLST-ARCH-ST-6

\$14,118.13

Free standing blast arch with spinners mounted on passenger & driver side.

Includes:

- 2 spinners with 4 jets each (10 HP pump required)
- 3 spinners with 4 jets each (15 HP pump required)
- 6 spinners with 4 jets each (20 HP pump required)

Nºtes: Recommended for Reclaim Water.

Nº solenoid required for Reclaim Water

Pumps not Included; they start in page 63

BLST-HP-WH

\$22,381.27

High pressure wheel blaster mounted on passenger & driver side.

Includes:

- 6-oscillating turbo nozzles
- 15 HP high pressure pump, 800 psi with pressure adjustment
- Holding tank with auto refill
- Panel NOT included

FLOOD-ARCH

\$2,852.15

Flooder rinse arch. Galvanized pipe arch on aluminum stands.

VORTEX

\$18,732.63

VORTEX Spinner Arch System

- Six water driven Vortex spinners w/manifold stainless steel construction.
- Standard 4 multicolor LED light bars rated IP66 with wireless remote control.
- Powder coated aluminum construction
- All stainless steel hardware
- Internal galvanized plumbing.

For Solenoid valves and Injection Systems see page 62

Conveyor Systems

Conveyors

OU D-200E**\$37,850.80**

Heavy-duty over/under on-demand conveyor drive and take up sections with electric gear motor assembly, variable speed, air operated roller call-up and base length of 20 feet, (compressed air required). Includes 5 HP gear motor and frequency inverter & roller call-up and control panel. Guide rail opening of 13½".

Does not include Chain or Rollers--- Add separately for full length of conveyor

* Additional length, OUD-200-C10 or OUD-200-C5

* Conveyor Chain per foot # 670-1608

* Dolly Assembly X458 Chain # 670-1613

Calculate chain slack/wrap in chain length

OU D-200H**\$32,585.32**

Heavy-duty over/under on-demand conveyor with gear motor assembly, variable speed air-operated roller call-up and base length of 20 feet, (compressed air required.) Guide rail opening of 13½".

Does not include Chain, Rollers or Hydraulic Power Pack.

Order these items separately for full length of conveyor.

* Conveyor packages include HDH-001 up to 25'.

* Additional length, OUD-200-C10 or OUD-200-C5

* Conveyor Chain per foot # 670-1608

* Dolly Assembly X458 Chain # 670-1613

* Hydraulic Power Packs

* 10 HP for over 60 feet

* 15 HP for over 120 feet

Calculate chain slack/wrap in chain length

OU D-200-C5**\$1,903.10****OU D-200-C10****\$3,530.41**

Heavy-duty over/under on-demand conveyor 5' center section

Heavy-duty over/under on-demand conveyor 10' center section

4017-0027**\$12.05****9400-0097****\$321.69**

Conveyor chain x458 per foot old P# **670-1608**

Dolly Assembly, X458 chain old P# **670-1613**

How to Price a Conveyor

1. Pick a drive & take up section and whether it's electric or hydraulic– OUD-200E or OUD-200H
2. Calculate the center sections – they come in 5 foot increments or 10 foot increments:
OUD-200-C5 or OUD-200-C10.
So for a 100 foot conveyor you would have eight OUD-200-C10 sections with the OUD-200E drive and take up sections.
3. Calculate the chain length which is sold per foot (670-1608): double the length of the conveyor plus sprocket wrap and add 5 extra feet.
4. Calculate the number of rollers based on spacing (670-1613.)

Conveyor Systems

Power Packs and Drives

HPP-005F

\$6,755.82

Hydraulic power pack for conveyor system (fixed volume)

System includes:

- 5 H.P.
- Oil reservoir
- Low-level cut-off switch
- Return filter
- Pressure gauge
- Compensated flow control
- System relief
- Suction strainer
- Clean out cover
- Filter breather
- Sight glass
- Temperature gauges
- Pump at 6-7 GPM
- Up to 60 feet lengths.

HPP-010F

\$11,064.29

Hydraulic power pack for conveyor system (fixed volume)

Same as HPP-005F with pump at 12.4 GPM

- 10 H.P.
- Over 50 feet and up to 120 feet.

HPP-015F

\$10,789.19

Hydraulic power pack for conveyor system (fixed volume)

Same as HPP-005F with pump at 12.4 GPM

- 15 H.P.
- Over 120 feet and up to 150 feet.

HDH-001

\$1,362.16

Two Hydraulic hoses with fittings for conveyor, ½"x 25' length.

We do not recommend Hydraulics for the following reasons:

- 50% more electricity required
- Still requires an electric motor
- Hoses break and leak at 1000 PSI and 140° temp
- Repairs and replacement take longer

Conveyor Systems

Correlators

SCD-400**\$953.12**

Entrance roller yoke (UHMW rollers) two in a set with end brackets

SCD-410**\$4,876.20**

Wheel correlator, steel, 36-inch wide with entrance roller yoke. Entrance roller yoke, UHMW rollers included.

5014-0030**\$400.96**

Conveyor emergency stop – twist lock type, NEMA rated / UL listed old p# E/S

Activation Systems

SYS-90**\$1,333.95**

Electric eye emitter and receiver system electric eye activation system complete for car wash systems with (2) aluminum 30" stands, (2) eye mounting brackets, emitter (#5025-0036), receiver (#5025-0037) *for tunnel systems or anti collision requiring a relay box use "sys-90-tunnel"

SYS-90-TUNNEL**\$1,681.35**

Electric eye emitter and receiver system w/ relay panel & stands electric eye activation system complete with (2) aluminum 30" stands, (2) eye mounting brackets, emitter (#5025-0036), receiver (#5025-0037 and relay panel box. For tunnel system gate switch; anti collision or add-on arch or system without panel. Note: * consult factory for pricing on special equipment controller & computerized management systems. For older computer systems - not interlocked with computer. System is independent.

5025-0036**\$105.88**

Emitter transmitter plastic te

5025-0037**\$166.07**

Receiver plastic smr8820/9pg5

5025-0009**\$534.05**

Eye electric emitter banner sm

5025-0008**\$447.80**

Eye electric receiver banner s

Consult factory for pricing on special equipment controller & Computerized management systems. For older computer systems – not interlocked with computer. System is independent.

Cleaning Peripherals

MIT-100

\$2,139.11

Aluminum mitting tank with water faucet, bubble system, soap injection system, and drip racks for mitters.

- For powder coating finish add:\$292.50.

†

MIT-101

\$99.52

Lammscloth hand mittens (package of 12).

SWS-100

\$1,112.16
per ft.

8-feet high splash walls with structural aluminum frame and corrugated fiberglass panels and hardware required for assembly. Price per linear foot, one side only. 4' or 8' sections only.

Signs

Menus & Lighting

MENU-36NH	\$5,588.61	Menu sign with neon border and stand; 3' x 6' horizontal
MENU-36NV	\$5,247.52	Menu sign with neon border and stand; 3' x 6' vertical
INST-2946	\$4,568.95	Car wash instruction sign; four sections with chasing lights; includes flasher and stand; 29" x 46"
CONF-2946	\$6,572.25	Car wash package confirmation sign: four sections; includes stand; 29" x 46"

Transit Systems

Transit Systems

SYS-3000 Series

SYS-3000-10**\$159,843.11**

Aluminum box frame with a 144" vehicle clearance (drive-thru model)
 Primary Cleaning Components: Two Pair Wrap Around Brushes and Cloth
 2000 For A Dual Overhead Scrubber Curtain

System includes:

- Rugged six-legged structural aluminum frame.
- 4" curb rail system, 7" high - 68'.
- Stainless steel entry skid plates.
- Dual counter oscillating top scrubber, 72" long cloth 2000.
- Two pair wrap-a-round front, side and rear cleaning scrubbers: segmented and contoured to meet the vehicle configuration.
- Three emitter/receiver electronic eye activation, detergent, brush & rinse
- Single detergent applicator arch, free-standing.
- Dual final rinse arch, free-standing.
- Brush package injection system. DEMA bypass loop 9200-0015 with Positive Displacement Chemical Pump (blue and white.)
- Detergent arch injection system. DEMA bypass loop 9200-0015.
- Air retraction system with automatic activation.
- Air control includes filter, regulator and lubricator.
- Guide rail.
- Vehicle counter.
- Motor control system (UL approved), electro-mechanical relays only (for PLC, ask sales/engineering for price).
- Does not include air compressor

SYS-3000-12**\$172,528.09****SYS-3000-13****\$182,404.48****SYS-3000-14****\$190,120.39****SYS-3000-15****\$200,606.34**

HP-5.0- 5HP Air Compressor.Add:\$9,723.77

To enable SYS-3000 to clean smaller vehicles (autos) longer curtains are required on the second rack only. Includes extra 5 feet of guide rail.
 Add:\$6,955.13

Transit Systems

SYS-3100 Series

SYS-3100-10**\$84,412.23**

Aluminum wash system (drive-thru model) designed specifically for school buses. It has a 108-inch width clearance between the curb rails. Primary cleaning components include: polyethylene fiber-filled brush pelts with feathered tips and cloth 2000 strips on dual oscillating side to side top mitter curtains. 120" vehicle clearance.

System includes:

- Rugged Six-Legged Structural Aluminum Frame
- Stainless Steel Skid Plates To Facilitate Bus Entry
- 4-Inch Curb Rail System, 7" High - 38 Feet
- Brush package injection system. DEMA bypass loop 9200-0015 with Positive Displacement Chemical Pump (blue and white.)
- Diffuse Electronic Eye Activation, Wash and Rinse
- One Pair Wrap-A-Round Front, Side and Rear Brushes
- Variable Density Brush Pelts (thinner in mirror and other critical areas)
- Counter-Oscillating Side To Side w/AstroTurf and Lammscloth Material
- Air Retraction System with Automatic Activation
- Air Control includes Filter, Regulator and Lubricator
- Final Rinse
- UL Approved Motor Control System
- Vehicle Counter
- Does not include air compressor

SYS-3100-11**\$90,199.17****SYS-3100-12****\$94,709.13****SYS-3100-13****\$99,458.27****SYS-3100-14****\$103,729.05****SYS-3100-15****\$108,239.00****SYS-3100ADDCURT****\$6,955.13**

Start-up detergent and spare parts package need to be ordered.

HP-5.0 -Air Compressor 5HP Add \$9,723.77

To enable SYS-3100 to clean smaller vehicles (autos) longer curtains on the second rack only and an additional rinse arch (use same plumbing) are required. Also includes extra 5' of guide rail. (Extra Guide Rails is 7 inch deep)

SYS-3100 Series	SYS-3100-12	SYS-3100-13	SYS-3100-14	SYS-3100-15
Vehicle Clearance	144 inches	156 inches	168 inches	180 inches
Length of Rail System	38 feet	38 feet	68 feet	38 feet
Curtain Length	72 inches	72 inches	96 inches	96 inches

Transit Systems

SB-3100 Series

SB-3100-10

\$55,086.20

Aluminum wash system (drive-thru model) with side brush cleaning action. It has a 108-inch width clearance between the curb rails. Primary cleaning components include: polyethylene fiber-filled brush pelts with feathered tips and roof cleaning drag mop. 120" vehicle clearance.

System includes:

- Rugged Four-Legged Structural Aluminum Frame
- Stainless Steel Skid Plates
- 4-Inch Curb Rail System, 7" High
- Diffuse Electronic Eye Activation, Wash and Rinse
- Brush package injection system. DEMA bypass loop 9200-0015 with Positive Displacement Chemical Pump (blue and white.)
- One Pair Side Cleaning Brushes
- Variable Density Brush Pelts
- Drag Mop Rack With Spray Bar w/AstroTurf and Lammscloth Material
- Final Rinse Applicator Loop Mounted On Frame
- UL Approved Motor Control System
- Vehicle Counter
- Does not include air compressor

Start-up detergent and spare parts package need to be ordered.

HP-5.0 -Air Compressor 5HP Add \$9,723.77

SB-3100-12

\$56,904.94

SB-3100-13

\$60,211.77

SB-3100-14

\$63,931.95

SB-3100-15

\$68,506.40

To Enable SB-3100 to Clean Smaller Vehicles (Autos) Longer Curtains are Required on the second rack only. Also includes extra 5 feet of guide rail. Add: **\$6,209.94** . Extra Guide Rails is 7 inch deep.

SB-3100 Series	SB-3100-12	SB-3100-13	SB-3100-14	SB-3100-15
Vehicle Clearance	144 inches	156 inches	168 inches	180 inches
Length of Rail System	38 feet	38 feet	38 feet	38 feet
Curtain Length	72 inches	96 inches	96 inches	96 inches

Transit Systems

SYS-3250 Series

SYS-3250-10**\$123,285.05**

Aluminum wash system (drive-thru model) 120 inch vehicle clearance. Primary cleaning components include: pair of wrap around brushes and cloth 2000 strips on dual oscillating side-to-side top mitter curtains and pivoting side brushes on a six legged frame.

System includes:

- Rugged six-legged structural aluminum frame
- Stainless steel skid plates to facilitate bus entry
- 4-Inch Curb Rail System, 7" High – 48 Feet
- Diffuse Electronic Eye Activation, Wash and Rinse
- Brush package injection system. DEMA bypass loop 9200-0015 with Positive Displacement Chemical Pump (blue and white.)
- One Pair Wrap-A-Round Front, Side and Rear Brushes
- Pair of Side Brushes Mounted On Pivoting Frame
- Variable Density Brush Pelts (Thinner in Mirror and Other Critical Areas)
- Air Retraction System with Automatic Activation (Wrap Brushes Only)
- Air Control Includes Filter, Regulator and Lubricator
- Counter-Oscillating Side-To-Side Mitter w/AstroTurf & Lammscloth material
- Single rinse arch with frame
- UL approved motor control system
- Vehicle counter
- Does not include air compressor

SYS-3250-12**\$132,536.45****SYS-3250-13****\$140,044.04****SYS-3250-14****\$146,065.93****SYS-3250-15****\$154,295.36**

HP-5.0 -Air Compressor 5HP Add \$9,723.77

To Enable SYS-3250 To Clean Smaller Vehicles (Autos) Longer Curtains are required on the second rack only. Also Extend Side Frame by 5'. Also includes extra 5 feet of guide rail Add: **\$6,955.13**

SYS-3250 Series	SYS-3250-12	SYS-3250-13	SYS-3250-14	SYS-3250-15
Vehicle Clearance	144 inches	156 inches	168 inches	180 inches
Length of Rail System	48 feet	48 feet	68 feet	48 feet
Curtain Length	72 inches	96 inches	96 inches	96 inches

Transit Systems

Big Mini System

BIGM**\$67,442.08**

Drive-Thru Aluminum bus wash system (drive-thru model) 120 inch vehicle clearance.

System includes:

- Steel skid plates to facilitate bus entry
- 4-Inch Curb Rail System, 7" High – 20 Feet
- Diffuse Electronic Eye Activation
- Foaming Detergent pre-application mounted on frame
- Detergent Injection System -DEMA bypass loop
- One Pair of Side Brushes
- Front and Rear Spray wash manifold
- Two rows of drag curtains Astro turf and Lammscloth material
- Final Rinse arch mounted on the frame
- UL Approved Motor Control Panel
- Does not include air compressor

HP-5.0 -Air Compressor 5HP Add \$9,723.77

BIGM-12**\$69,639.71****BIGM-13****\$71,730.59****BIGM-14****\$74,815.01****BIGM-15****\$74,115.08**

BIG MINI Series	BIGM-12	BOGM-13	BOGM-14	BIGM-15
Vehicle Clearance	144 inches	156 inches	168 inches	180 inches
Length of Rail System	48 feet	48 feet	68 feet	48 feet
Curtain Length	72 inches	96 inches	96 inches	96 inches

All 5M systems consist of a rugged ladderized structural aluminum frame and brush system (drive-thru model) for transit buses. 144-inch vehicle clearance.

5M-020**\$84,057.29**

Includes:

- 1 pair of maintenance free side brushes with breakaway feature and an overhead oscillating scrubber with cloth 2000.
- UL approved brush control panel and detergent injection system MixRite Water Driven Injectors
- Single detergent injection system

5M-040**\$118,609.20**

Includes:

- 2 pair of maintenance free side brushes with breakaway feature and an overhead oscillating scrubber with cloth 2000.
- UL approved brush control panel and detergent injection system MixRite Water Driven Injectors
- Single detergent injection system

5M-200**\$114,658.64**

Includes:

- 1 pair of sectional wrap around brushes with flagged ends, and an overhead oscillating scrubber with cloth 2000.
- UL approved brush control panel and detergent injection system MixRite Water Driven Injectors
- Air retract system

5M-220**\$157,846.21**

Includes:

- 1 pair of sectional wrap around brushes with flagged ends,
- 1 pair of maintenance free side brushes with breakaway feature and an overhead oscillating scrubber with cloth 2000.
- UL approved brush control panel and detergent injection system MixRite Water Driven Injectors
- Air retract system for wrap around

5M-400**\$197,049.29**

Includes:

- 2 pairs of sectional wrap around brushes with flagged ends
- 1 overhead oscillating scrubber with cloth 2000.
- UL approved brush control panel and detergent injection system MixRite Water Driven Injectors
- Air retract system for wrap around

Please add 5% for each additional foot.

5M-240**\$201,941.20**

Includes:

- 1 pair of sectional wrap around brushes with flagged ends,
- 2 pairs of maintenance free side brushes with breakaway feature
- 1 overhead oscillating scrubber with cloth 2000.
- UL approved brush control panel and detergent injection system
MixRite Water Driven Injectors
- Air retract system for wrap around

5M-420**\$227,264.86**

Includes:

- 2 pairs of sectional wrap around brushes with flagged ends,
- 1 pair of maintenance free side brushes and
- 1 overhead oscillating scrubber with cloth 2000.
- UL approved brush control panel and detergent injection system
MixRite Water Driven Injectors
- Air retract system for wrap around

5M-440**\$261,816.77**

Includes:

- 2 pairs of sectional wrap around brushes with flagged ends
- 2 pairs of maintenance free side brushes with breakaway feature
- 1 overhead oscillating scrubber with cloth 2000.
- UL approved brush control panel and detergent injection system
MixRite Water Driven Injectors
- Air retract system for wrap around

Please add 5% for each additional foot.

Transit Systems

Nautica 4M Rollover Series

4M-12

\$147,625.72

3-brush rollover gantry type washer

Unit travels on floor mounted tracks over stationary vehicle. Machine is capable of washing vehicles up to 11' 6" in height.

System includes:

- Top follower brush; washes: front/top/rear 2HP.
- Set of side brushes; wash: window & sides. Two 1½ HP
- Soft fiber brushes are "pre-flagged" at ends & In an exclusive spiral wash pattern for superior cleaning. Top brush is 55" & side brushes are 36"-42" diameter
- Side brush air retract system. Air compressor not included
- Detergent injection metering pump with container.
- Cable carrier system for electrical/water/air supply lines
- Pre-wired electrical motor control panel (mounted on gantry) with PLC, vehicle counter & Main disconnect. Nema 4x UL Approved Panel
- Control station (on gantry) with manual override push-buttons & joystick override control
- 22 feet tire guide rails (each side)
- Hot dipped galvanized non-corrosive heavy gauge steel frame
- Splash Guard on all sides & top to contain water overspray
- 3 phase, 60 cycle, 208 or 230 volt. Specify when ordering.
- 60 feet solid steel railroad type gantry running tracks* (each side)

4M-14

\$155,795.34

3-brush rollover gantry type washer

Same as above plus it is capable of washing vehicles up to 13' 6" in height and includes 80ft of running track.

4M-AS

\$5,151.12

Auto start system

Includes the red/green light on the machine.

4M-TR

\$6,565.82

Extra sensor control for truck wash

*Length of running track is determined by adding length of longest vehicle plus 15'.

i.e. 65 ft. long truck + 15 ft. =80ft of track required

SYS-414

\$117,576.82

Aluminum touchless, high pressure, drive-thru truck and bus wash system. 180-inch clearance.

Primary cleaning components is a 10 spinner high pressure arch with a nominal output of 235 GPM at 215 psi.

System includes:

- 4-Inch Curb Rail System, 7" High – 68 Feet
- Stainless Steel Skid Plates To Facilitate Entry
- Two Diffuse Electronic Eye Activation System (Detergent & Spinner)
- Single Chemical Saving Applicator Arch
- Detergent Injection System – (DIS-200) Positive Displacement Chemical Metering Pump (blue and white.)
- Undercarriage Spray At Entrance And Exit
- High Pressure Arch With 10 Spinners, 2-Inch Arch Pipe, 3" Solenoid Valve At Connection/Distribution Point
- Two 20 HP high pressure pumping system, 250 GPM @200+ PSI. Requires 3-Inch Discharge Line
- 1,500 Gallon Storage Tank With Level Control Switches
- Vehicle Counter
- Motor Control System (UL Approved), Electro-Mechanical Relays Only - For PLC, check With Sales/Engineering for Price.

For water recovery, see the WWS-220 system (page 28.)

When adding a reclaim, a detergent arch re-pressurization pump, and a fresh water final rinse arch (page 18) may need to be added.

SYS-414B

\$149,273.84

Aluminum high pressure, drive-thru truck and bus wash system. 180-inch vehicle clearance with one pair of side brushes to physically scrub the sides of the truck and trailer.

System includes:

- 4-Inch Curb Rail System, 7" High – 68 Feet
- Stainless Steel Skid Plates To Facilitate Entry
- Two Diffuse Electronic Eye Activation System (Detergent, Brush & Spinner)
- Single Chemical Saving Applicator Arch
- Detergent Injection System – (DIS-200) Positive Displacement Chemical Metering Pump (blue and white.)
- Undercarriage Spray At Entrance And Exit (In Ground Standard)
- High Pressure Arch With 10 Spinners, 2-Inch Arch Pipe, 3" Solenoid Valve at connection/Distribution Point
- One Pair Side Cleaning Brushes
- Two 20HP High Pressure Pumping System, 250 GPM @ 200+ PSI. Requires 3-Inch Discharge Line
- 1,500 Gallon Storage Tank With Level Control Switches & 2-Inch Make-Up Solenoid
- Vehicle Counter
- Motor Control System (UL Approved), Electro Mechanical Relays Only - For PLC, Check With Sales/Engineering For Price.

For water recovery, see the WWS-220 system (page 28)

When adding a reclaim, a detergent arch re-pressurization pump, and a fresh water final rinse arch (page 18) may need to be added.

Transit Components

Components

Robo Xhaust

RCE

\$43,200.55

Remote Control Exhaust Removal System

System includes:

- Single Hand held remote control for all operations
- Robotic arm extends and adjusts to reach bus exhaust up to 17' 6" horizontally and 12' vertically within 180° radius movement.
- One unit will handle two bays.
- Flexible silicon/rubber exhaust scoop for temps up to 800° f
- Flexible silicon exhaust hose for temps up to 850° f
- Exhaust blower fan ¾ HP – 300 CFM – (optional 3 HP 1000 CFM)

Note:

Exhaust Duct To The Roof/Wall Is Not Included.

Components

Super Chassis Blaster

SCB-FW

\$156,852.32

Cleans vehicle under chassis with high pressure hot water, fully computerized, programmable function and speed. Low volume fresh water system.

System includes:**300,000 BTU inline fresh water heater, 6 GPM Flow Ratio**

- 6 GPM, 2,000 psi, 180°f hot water oscillating spray nozzles (90°-110° Oscillating) with SPU piping movement side to side
- Touch screen control panel
- Chemical injection pump
- Standard for 40ft bus length
- Heavy-duty e-chain cable and hose carrier
- Stainless steel elevated chain carrier
- Stainless steel trolley tracks
- Direct drive
- Permanently lubricated double sealed bearings

Smart Activated Rinse Arch

SARA

\$19,984.25

Rinse arch with three set of nozzles to accomodate for different drive thru vehicle speeds. Works with existing speed control.

System includes:**Arch including a 3HP pumping system**

- Electric control panel

SARA-SCS

Same as SARA above with the addition of speed control system.

Nºte:

Oil skimmer is optional, needs natural gas supply.

Components

Brush, Arch Systems

FRSB-500	\$29,312.81	12 feet high side brush system. System attaches to an existing frame with a pair of easy maintenance side brushes with a breakaway feature and spray bar for each brush. Magnetic starter included. Not free-standing.
DIA-500	\$7,884.14	Spot-free single loop rinse applicator arch including aluminum support frame, PVC piping, nozzles & Check valves and PVC solenoid valve (water preparation system not included/see reverse osmosis pricing) 10-ft vehicle clearance.
DIA-500-11	\$8,305.43	For additional clearance, add: \$421.29 per foot.
DIA-500-12	\$8,726.72	<ul style="list-style-type: none"> • For canted arch, add: \$902.50.
DIA-500-12.5	\$8,726.72	<ul style="list-style-type: none"> • Includes extra guide rail.
DIA-500-13	\$9,148.00	<ul style="list-style-type: none"> • For check valve on the nozzles, add: \$544.25
DIA-500-14	\$9,570.84	
DIA-500-15	\$9,990.58	
PAR-500	\$5,965.95	Single spray arch without chemical injection system, aluminum frame 10-ft vehicle system
PAR-500-11	\$6,387.25	For additional vehicle clearance, add: \$421.29 per foot.
PAR-500-12	\$6,808.54	<ul style="list-style-type: none"> • For canted arch, add: \$1,010.80
PAR-500-12.5	\$6,808.54	<ul style="list-style-type: none"> • Includes extra guide rail.
PAR-500-13	\$7,229.82	<ul style="list-style-type: none"> • For check valve on the nozzles, add: \$609.56
PAR-500-14	\$7,651.11	
PAR-500-15	\$8,072.41	
POR-500	\$9,294.83	Dual spray arch -Aluminum frame 10-foot vehicle clearance.
POR-500-11	\$9,727.41	<ul style="list-style-type: none"> • For additional vehicle clearance, add: \$421.29 per foot.
POR-500-12	\$10,160.00	<ul style="list-style-type: none"> • For canted arch, add \$1,010.80
POR-500-12.5	\$10,592.58	<ul style="list-style-type: none"> • Includes extra guide rail.
POR-500-13	\$11,025.18	<ul style="list-style-type: none"> • For check valve on the nozzles, add: \$1,219.12
POR-500-14	\$11,457.75	N/S manufactured red/green light entry system.
POR-500-15	\$11,890.32	Free-standing.
RGLS-00	\$3,208.30	<ul style="list-style-type: none"> • Using led light add: \$1,166.65
9200-0015	\$785.85	Dema bypass loop detergent or rinse aid injection system.
HPA-010	\$27,698.63	13 feet clearance, 10 spinner arch (pump not included).
HPA-010-14	\$28,119.93	14' clearance..... Structural aluminum frame.
HPA-010-15	\$28,541.23	15' clearance For additional clearance, add: \$421.29/ft.
HPA-FBBW	\$53,539.58	High Pressure Arch. Nozzle blaster (front, side, top, back & wheel) 4 solenoids and 25 HP pump system.
SWS-500	#N/A	12-feet high splash walls with structural aluminum frame and corrugated fiberglass panels and hardware required for assembly. Price per linear foot, one side only 4' sections only.
REAR-POS	\$2,311.69	Rear positioning limit switch with free-standing indicator light. Using LED light add: \$583.32.

Components

Tire, Under Car Care

UCW-200

\$2,695.56

Under-carriage wash and rust inhibitor, in ground, one spray only. (Pumping system not included).

UCW-311

\$5,641.76

Under-carriage wash, surface mounted, one spray only. Pumping system not included. (Not recommended for systems with air retract).

CTA-DOSA-5

#N/A

Chemical tire applicator for buses and trucks. Includes electric eye activation, spray units & Chemical mixing.

CTA-250

\$5,610.13

Drive through chemical tire applicator with passive spray activation. Includes two stands with stainless steel piping, nozzles and swivels, treadle/ Electric eye activation and hydrominder mixing tank. No pump electricity or compressed air required.

ARTB-500

\$4,532.34

Air retract system per each pair of wrap brushes. (For buses only). Compressed air required - Limit switch activated, air regulator, lubricator, water trap and timer.

COSB-050

\$16,072.28

Single oscillating scrubber curtain in lieu of dual scrubber. 12' vehicle clearance.

COSB-110

\$26,079.83

Dual oscillating scrubber free standing. 12' vehicle clearance. Curtain lengths are 48 -60 -68 inches.

FRDM-500

\$14,022.72

Free-standing drag mop frame, galvanized or aluminum, 13-ft clearance. 5 lines of curtains, 2 lines 72" long, 3 lines 84" long, spray bar. For other clearance, see sales department.

FRWB-500

\$43,054.86

Free-standing wrap brush system, aluminum frame, 12' vehicle clearance. Pair wrap-a-round front, side and rear brushes, spray pipe for each brush. Magnetic starter included

FRSB-300

\$40,816.70

Free-standing side brush system, aluminum frame, 12' vehicle clearance. Pair of side cleaning brushes mounted on pivoting frame with spray pipes. Magnetic starter included

Components

Surveillance, Speed Controls

AIS-100

\$1,972.07

Auto lube system for wrap brush bearing.

AIS-200

\$3,945.91

Auto lube system for dual wrap brush system.

SCS-00

\$11,766.80

Speed control system with two NS manufactured stands with triple color lights (each with 1 red w/horn, 1 amber & 1 green), four free-standing sensors and speed control panel. Using led light add:\$1,364.67 for each stand.

Industrial Activation Systems

SEL-SW

\$578.70

Selector switch stand. 4" x 4" post for driver selection of stand or alternate air retract activation.

SYS-90-T

\$1,677.46

Banner electric eye ass'y for transit wash systems complete with (2) 5' aluminum support module*

SYS-90-T-10

\$2,231.81

Banner electric eye ass'y 10' for transit wash systems
Complete with (2) 10' aluminum support module with knee braces and brackets for round stand.*

* FOR STAND-ALONE REQUIRES A RELAY BOX

Components

Curb Rail Systems

RCR-500

\$213.91

FT.. BOTH SIDES

Galvanized Rolling Guide System

4" diameter, 7" high Rolling curb rail with cleats

- Comes in 5' foot sections.
- Entry section = 3 feet with cleats & 15° entrance angle.
- Minimum length of 13 feet. (Entry plus 2 sections.)

GSP-500-HRS

\$1,689.87

GSP-500-SS

\$5,647.10

GSP-5000-HRS

\$8,820.54

GSP-5000-SS

\$24,870.38

Transit Wash Curb Rail Skid Plate ¼" Thickness, Hot Rolled Steel

Transit Wash Curb Rail Skid Plate ¼" Thickness SS 304

Transit Wash Curb Rail Skid Plate 1-¼" Thickness, Hot Rolled Steel

Transit Wash Curb Rail Skid Plate 1-¼" Thickness, SS 304

Industrial Vacuum

Vacuum Docking Module

VDM

#N/A

Vacuum Docking Module

Dirt, dust and debris sucked in through the VDM.

The VDM flexible bellows door ensures a tight seal. For maximum air velocity, creating an interior wind tunnel effect

System Includes:

- 24" diameter heavy-duty double ply neoprene impregnated polyester flexible hose is able to mount to new or existing vacuum producer
- Dual pneumatic controlled telescoping beams allow the flexibility to dock to buses of varying depths
- Flexible bellows provide a safe, secure seal every time and the bottom covered foam seals
- Greaseless UHMW bearings

Wheel Wash Systems

JSW-520

\$29,461.11

Aluminum Heavy Duty Wheel Wash System

With 20 HP Pumping Unit

System includes:

- Wheel Washer Set
- 2 Stainless Steel Spinners per Side
- Check Valves
- 4 each Stainless Steel Zero Degree Nozzles per Spinner
- UL Approved Motor Control Panel
- 20 HP Pumping Systems
- **Activation System & Guide Rails Not Included**

JSW-530

\$39,533.94

Aluminum Heavy Duty Wheel Wash System

With 25 HP pumping Unit

System includes:

- Wheel Washer Set
- 3 Stainless Steel Spinners Per Side
- With Check Valves
- 4 Each Stainless Steel Zero Degree Nozzles Per Spinner
- UL Approved Motor Control Panel
- 25 HP Pumping System
- **Activation System & Guide Rails Not Included**

Note:

Requires pressurized air supply. Compressor is not included.

Reclaim Systems

Above Ground

WRS Series

WRS-05

\$25,678.55

Above-ground 5 HP water recovery system.

System includes:

- Two ½ HP Pump Transfer Systems
- One 5 HP Pumping Motor
- PAC 1 Particle Accelerator
- Motor Control Panel
- Thermal Protection
- Disconnects
- 24-Volt Activation System
- Indicating Lights
- In-Line Filtration System
- Low Pressure "Shut Off" Control
- Pressure Indicators

WRS-10

\$28,650.93

Above-ground 10 HP water recovery system.

System includes:

- Two ½ HP Pump Transfer Systems
- One 10 HP Pumping Motor
- PAC 1 Particle Accelerator
- Motor Control Panel
- Thermal Protection
- Disconnects
- 24-Volt Activation System
- Indicating Lights
- In-Line Filtration System
- Low Pressure "Shut Off" Control
- Pressure Indicators

Tank is not included, for sizes see page 40-41

Above Ground

WRS Series

WRS-15

\$33,615.66

Above-ground 15 HP water recovery system.

- One 15 HP Pumping Motor
- Two ½ HP Pump Transfer Systems
- PAC 3 Particle Accelerator
- Motor Control Panel
- Thermal Protection
- Disconnects
- 24-Volt Activation System
- Indicating Lights
- In-Line Filtration System
- Low Pressure "Shut Off" Control
- Pressure Indicators

WRS-20

\$34,713.82

Above-ground 20 HP water recovery system.*System includes same as WRS-15, except:*

- One 20 HP Pumping Motor

Tank is not included, for sizes see page 60-67

Clarifier Systems

AG-CLA

\$40,014.20

Above ground clarifier system

Designed to recover, clean, and condition used wash water, removing floating contaminants as small as 40 microns in size. Capacity of 200 gpm.

- Clarifier Sand and Grease Trap
- Oil removal system
- 3 Micro Cleaning Foam Filters
- Drain Valves
- Micro Filter Screens
- Float Valve
- 2 pumps ½ HP drain transfer (520-1603-25) 2" output
- Clarifier Tank
- 3 SUMP Pumps ½ HP to holding tank
- Capacity of up to 200 GPM

STAGE 10

\$47,377.35

Zero discharge rinse system for standard reclaim system

Purification process uses multimedia and carbon filters that are automatically back-washed.

- 300-Gallon Capacity Tank
- 1HP Transfer Pump With Float Control
- 3 HP Re-pressurization Pump
- Two Stage Purification System - Includes Multi Media & Carbon Filters With Auto Backwash:
- Filter, Multimedia for Stage 10 (W-G2472-116)
- Filter, Carbon 8.0 Cu. for Stage 10 (WMB 2472-116)
- 1-Inch Pressure Regulator
- Control Solenoid Valves and Level Switches
- NEMA 4 Electrical Panel (UL Approved)

Transit Clarifier System

AG-CLA-T

\$38,277.43

Above ground clarifier system

Designed to recover, clean, and condition used wash water, removing floating contaminants as small as 40 microns in size.

System includes:

- Clarifier Sand and Grease Trap
- Oil removal system
- 3 Micro Cleaning Foam Filters
- Drain Valves
- Micro Filter Screens
- Float Valve
- 2 pumps ½ HP drain transfer (520-1603-25) 2" output
- Clarifier Tank
- 3 SUMP Pumps ½ HP to holding tank
- 1500 Gallon Holding Tank
- Motor Control Panel w/24v activation, thermal protec. & Disconnects
- 5HP Pumping Motor
- Indicating Lights
- In-line filtration system
- Low Pressure "shut off" control
- Particle Accelerator
- Pressure Indicators
- Console Cover

Optional: Fresh water make up.

Filters

OLD# 200-1507 3026-0028	\$157.53
OLD# 200-1508 3026-0029	\$157.53
OLD# 200-1509 3026-0030	\$157.53

FW-MKUP

\$1,006.17

AGC WASH CART

#N/A

Filter Cleaning Station

Allows access to whole filter surface, powder coated aluminum construction.

Below Ground

RC Series

RC-500

\$15,308.00

Complete below ground water recovery system

To be used with underground clarifier.

System includes:

- 5 HP With TEFC Motor
- Single Stage Centrifugal Pump with Prime Tank
- Foot Valve - (2-Inch)
- Barrel Screen
- PAC I Particle Accelerator
- Pressure Relief Valve

For motor starter with main disconnect switch add:

RC-1000

\$15,572.50

Same as the RC-500, except with 10 HP pump motor,

For motor starter with main disconnect switch add:

RC-1500

\$15,903.13

Same as the RC-500, except with 15 HP pump motor, and 3-inch foot valve & PAC II particle accelerator.

For motor starter with main disconnect switch add:

RC-2000

\$16,399.07

Same as the RC-500, except with 20 HP pump motor, and 3-inch foot valve & PAC II particle accelerator.

For motor starter with main disconnect switch add:

4M-RC500

\$16,950.08

5 HP Reclaim System, complete with Control Panel Manifold Float Switch.

Below Ground

WWS Series

WWS-220

\$40,667.38

Below-ground recovery system for truck and bus wash systems.

System includes:

- 220 GPM Capacity
- 15 HP Self-Prime Pump. N^ot To Exceed 25' From Pipe Inlet.
- 3-Inch Vertical Check Valve, Strainer, and Cam Coupler Quick Disconnect
- Twin Cyclonic Separators
- 1.0 Cubic Yard Sludge Cart
- Electrical Control Panel (UL Approved)
- 1,500 Gallon Tank With Float Controls
- Barrel Screen Filter
- 10 HP Pump System to Provide Water to Wash Package

OPTIONS:

\$421.88

**7.5 HP Self-Prime Pump. In place of 15 HP Self-Prime Pump
DEDUCT**

\$1,687.50

**5 HP Pumping System. In place of 10 HP wash pump
DEDUCT**

Peripherals

Multiple Bay Systems

MBS-5-2016

\$23,423.38

Multiple bay system.**Additional pumping console for WRS systems servicing more than one car wash system.**

One required with each additional car wash system.

System includes:

- Motor control panel with 24 volt activation, thermal protection & Disconnects
- 5 HP pumping motor
- Coupling
- Indicating lights
- In-line filtration system
- Low pressure "shut off" control
- Particle accelerator
- Pressure indicators
- Console cover

MBS-10-2016

\$24,908.76

Same as MBS-005, except 10 HP pumping motor.

MBS-15-2016

\$29,225.01

Same as MBS-005, except 15 HP pumping motor.

MBS-15-VFD-2016

\$34,922.98

Same as MBS-005, except 15 HP pumping motor and VFD

MBS-20-2016

\$34,713.82

Same as MBS-005, except 20 HP pumping motor.

WTS-001

\$1,518.22

Extra transfer system w/stand.

½HP, 110 volt transfer pump. C/W stand.

WTS-003

\$3,153.21

Extra transfer system for higher pumping capacities with stand

1HP, 110-volt transfer pump. C/W Stand.

WTS-005

\$4,219.26

One ½HP transfer pump for higher pumping capacities with stand. C/W Stand.**Available in:**

- Single phase, 110 volt with attached float control
- 208/230/460 volt, 3 phase—requires control panel and external float.
(Please indicate requirement)

900-0653

#N/A

Dual, Sump Pump Stand with integrated basket

900-0652

#N/A

Quad, Sump Pump Stand with integrated basket

FW-MKUP

\$1,006.17

**Fresh water make-up system
1" float system**

- 24v circuit
- Timer

SRS-005

\$9,706.64

Sludge removal system**.5 CU YD. Hopper with ½HP sludge pump**

- Pump discharge diffuser
- Electric control panel with cycle timer

SRS-010

#N/A

Sludge removal system**1.0 Cu. YD. Hopper with 1HP sludge pump**

- Pump discharge diffuser
- Electric control panel with cycle timer

AGS-333

\$9,573.33

Above-ground sump container and transfer system.

System includes:

- (2) each 3' x 3' x 3' polyethylene containers with covers
- Stainless steel filter basket with guide rails
- 3" connecting bulkheads and hose with downspout for free oil separation
- ½ hp 110v sludge pump with internal pressure switch for operational control
- Inter-connecting hose from pump to the first container with metal cover

AGS-333 is also available with 4' x 4' x 4' container

Reverse Osmosis Systems

Light Duty

ROS Series

RO-1140-1800

\$17,073.50

1,800 GPD System. N^o-spot rinse.

Includes:

- N/S Water Purifier
- High and Low Level Controls
- Full Indicator Light Panel
- 5 Micron Pre-filtration and 10 Micron Carbon Block Filter
- Complete Control Circuitry (UL Approved)
- 1½ Cubic Foot Carbon Filtration w/Automatic Back Flush Head
- Back Flush Lockout
- ½ HP Multi Stage R.O. Pump (110 Volt Only) Auto Membrane Flush

RO-2140-3600

\$18,742.65

3,600 GPD System. N^o-spot rinse.

Includes:

- N/S Water Purifier
- High and Low Level Controls
- Full Indicator Light Panel
- 5 Micron Prefiltration and 10 Micron Carbon Block Filter
- Complete Control Circuitry (UL Approved)
- 1½ Cubic Foot Carbon Filtration With Automatic Back Flush Head
- ¾" HP Multi Stage R.O. Pump
- Auto Membrane Flush With Hour Meter

RO-3140-5400

\$19,893.79

5,400 GPD System. N^o-spot rinse. 2 membranes.

Includes:

- N/S Water Purifier
- High and Low Level Controls
- Full Indicator Light Panel
- Micron Pre-filtration and 10 Micron Carbon Block Filter
- Complete Control Circuitry (UL Approved)
- 2 Cubic Foot Carbon Filtration With Automatic Back Flush Head
- 1½" HP Multi Stage R.O. Pump
- Auto Membrane Flush With Hour Meter

Heavy Duty

ROS Series

RO-4140-7200

\$22,401.04**7,200 GPD System. N° spot rinse. 3 membranes.**

- N/S Water Purifier
- High and Low Level Controls
- Full Indicator Light Panel
- 5 Micron Pre-filtration and 10 Micron Carbon Block Filter
- Complete Control Circuitry
- 2 Cubic Foot Carbon Filtration with Auto Back Flush Head
- Back Flush Lockout
- 1½ HP Multi Stage R.O. Pump (110 Volt Only)
- Auto Membrane Flush

RO-5140-9000

\$24,095.20**9,000 GPD System. N° spot rinse. 4 membranes.**

- N/S Water Purifier
- High and Low Level Controls
- Full Indicator Light Panel
- 5 Micron Pre-filtration and 10 Micron Carbon Block Filter
- Complete Control Circuitry (UL Approved)
- 4 Cubic Foot Carbon Filtration With Auto Back Flush Head
- 1½" HP Multi Stage R.O. Pump
- Auto Membrane Flush With Hour Meter

RO-6140-10800

\$30,470.82**10,800 GPD System. N° spot rinse. 6 membranes.**

- N/S Water Purifier
- High and Low Level Controls
- Full Indicator Light Panel
- 5 Micron Pre-filtration and 10 Micron Carbon Block Filter
- Complete Control Circuitry (UL Approved)
- 4 Cubic Foot Carbon Filtration With Auto Back Flush Head
- 3" HP Multi Stage R.O. Pump
- Auto Membrane Flush With Hour Meter

RO-8140-14400

\$37,005.42**14,400 GPD System. N° spot rinse. 6 membranes.**

- LCD Computer Controller; LCD Backlit Display
- Pretreatment Lockout; Tank Level Input
- Low Pressure Monitoring and Alarm
- TDS Monitoring; Feed Flush; Hour Meter
- 5-Micron Sediment; Membrane Qty-8; Vessel Qty-8
- Carbon Filter: 5810 SXT 1665 - 4 Cubic Feet GACC
- 3 HP Gould's Multi-Stage SS Booster Pump at 3450 RPM
- 1" FNPT Feed; 1" FNPT Permeate; 1" FNPT Concentrate
- Voltage Available: 220V, 3PH; 460V 3PH
- Approximate Dimension - 32"x 50"x 61"

Water Softeners

Single and Twin Tanks

3023-0007

old# 930-5607

\$4,555.66**Single tank water softener**

- 4 cu. Ft.. Media tank with 21" x 41" brine tank includes auto back flush with non bypassing 12,000 grains/ day.

3023-0008

old# 930-5608

\$9,114.06**Twin alternating water softener**

- Dual 4 cu. Ft.. Media tanks with 21"x41" brine tank includes auto back flush with non bypassing 60,000 grains/ day

Blowers & Vacuums

Blowers

Turbines

AIR-7.5

\$6,617.84

N/S 7.5HP premier dryer

- Blower producer 7.5 HP OSS115
- Blue housing with inlet screen, plastic nozzle, and discharge guard
- Aluminum impeller
- Motor: 3490 rpm, 60hz, 3PH, TEFC (213tc), 230lbs
- Air velocity: 120mph with standard rec. N^ozzle
- Mounting bracket for 6"x6" frame

AIR-10

\$6,508.74

N/S 10HP premier dryer

- Blower producer 10 HP OSS120
- Blue housing with inlet screen, plastic nozzle, and discharge guard
- Aluminum impeller
- Motor: 3490 rpm, 60hz, 3PH, TEFC (213tc), 230lbs
- Air velocity: 135mph with standard rec. N^ozzle
- Mounting bracket for 6"x6" frame

AIR-15

\$6,890.61

N/S 15HP premier dryer

- Blower producer 15 HP OSS125
- Blue housing with inlet screen, plastic nozzle, and discharge guard
- Aluminum impeller
- Motor: 3490 rpm, 60hz, 3PH, TEFC (213tc), 230lbs
- Air velocity: 142mph with standard rec. N^ozzle
- Mounting bracket for 6"x6" frame

4020-0056

\$2,601.72

ECO N^ozzle assembly set (2) w/clamps & rubber outlets

- Use only with straight frames (AF-1G/BD-3000)

4020-0057

\$2,601.72

Airknife N^ozzle assembly set (2) w/clamps & rubber outlets

- Use only with straight frames (AF-1G/BD-3000)

MAX Discount: 15%

Blower Rotations will be Specified by Engineering Dept.

Standard Top Center Blower is Left Exhaust
(as viewed from intake)

Standard Nozzle
4020-0042



Extension
4020-0043



4020-0056

4020-0057



Blowers

Frames

AF-1G

\$3,722.94

Blower Frame, STRAIGHT: 6"x 6"

- Aluminum Structure
- Standard 96" Clearance. Powder coat add:\$426.00

AF-2G

\$4,214.84

Blower Frame, SLANTED: 6"x 6"

- Aluminum Structure
- Standard 96" Clearance. Powder coat add:\$426.00

BD-3000

\$6,921.21

Industrial Standard Frame, STRAIGHT: 6"x 6"

- Aluminum Structure
- Powder coat add:\$585.75

BDH-5000

\$13,842.42

Industrial Heavy duty aluminum A-frame only.

- Ladderized slanted structure. Powder coat add:\$958.50

Control Panels for Blowers

ECS-AF-208-1

\$3,882.10

CP for up to 5 motors @ 208-240v. UL Approved box.

ECS-AF-208-2

\$7,764.18

CP for 6-10 motors @ 208-240v. UL Approved box.

ECS-AF-10-1

\$1,132.94

Additional cost per 10 HP motor for 208v, 230v, 240v only, 3ph.

ECS-AF-480-1

\$3,882.10

CP for up to 5 motors @ 460-480v. UL Approved box.

ECS-AF-480-2

\$7,764.18

CP for 6-10 motors @ 460-480v. UL Approved box.

ECS-AF-10-2

\$958.81

Additional cost per 10 HP motor for 460v/480v only, 3ph.

For VFD control panel the panel box will be limited to 4 motors per panel box, example for 6 motors will have 2 panel box. (the panel box will be fiber glass).

1. For 460-480v, 3 phase the extra charge is\$ 2044.80/ motor
2. For 208-240v, 3 phase the extra charge is\$ 3067.20/motor.

All blower panels include:

- Complete control panel with main disconnect switch & selector switch (UL approved)
- Smart relay for stagger start of motor starters.
- Non-metallic enclosure.

Two computer signals are required for each air dryer arch if tops and sides are to be separately controlled. 1-An activation signal and 2-Look Ahead Signal

Blowers

Smart Gates

SMRT-GT-2.0

\$1,861.83

Air Gate/ Sound Dampener for one Premier producers.

Requires air control panel

CP-SMRTGT-4

\$2,864.54

Air Control Panel for Smart Gate, controls up to 4 blowers

CP-SMRTGT-8

\$4,834.73

Air Control Panel for Smart Gate, controls up to 8 blowers

Nozzles

4020-0042

\$180.31

Standard Nozzles

4020-0044

\$180.31

Round Nozzles

4020-0045

\$338.08

Straight Dual Nozzle

4020-0043

\$180.31

8" Nozzle Extension

4020-0049

\$2,736.82

Single Osc Nozzle

4020-0050

\$3,058.81

Double Osc Nozzle

4020-0051

\$2,736.82

Flip Nozzle

4020-0041

\$318.77

Cone Fiberglass Silencer

8" Nozzle Extension
4020-0043Straight Dual Nozzle
4020-0045Flip Nozzle
4020-0051Standard Nozzles
4020-0042Round Nozzles
4020-0044Single Osc Nozzle
4020-0049Double Osc Nozzle
4020-0050Cone Fiberglass Silencer
4020-0041

MAX Discount: 15%

Vacuums & Stands

Self Service

VAC-102

#N/A

Self-service vacuum, with single outlet

Tool kit and 110-volt on/off switch, stainless steel - Including dust bag.

VAC-103

#N/A

Self service vacuum with single outlet

Tool kit and coin mechanism - Including dust bag.

ED-VAC-15

\$25,818.71

15 HP vacuum for up to 5 single drop bays.

ED-VAC-20

\$25,250.95

20 HP vacuum for up to 6 single drop bays.

ED-VAC-25

\$26,183.82

25 HP vacuum for up to 8 single drop bays.

ED-VAC-30

\$27,535.71

30 HP vacuum for up to 10 single drop bays.

ED-VAC-40

\$43,156.74

40 HP vacuum for up to 13 single drop bays.

ED-VAC-50

\$39,418.04

50 HP vacuum for up to 16 single drop bays.

ED-VAC-60

\$46,161.64

60 HP vacuum for up to 20 single drop bays.

MS-100

\$2,376.79

Control Panel for ED-VAC-10 series.

MS-150

\$2,614.47

Control Panel for ED-VAC-15 series.

MS-200

\$3,632.45

Control Panel for ED-VAC-20 series.

MS-250

\$4,776.89

Control Panel for ED-VAC-25 series.

MS-300

\$0.00

Control Panel for ED-VAC-30 series.

MS-400

\$0.00

Control Panel for ED-VAC-40 series.

MS-500

\$0.00

Control Panel for ED-VAC-50 series.

MS-600

\$0.00

Control Panel for ED-VAC-60 series.

TOOL KIT

\$370.77

Includes one hangar, one 14-foot hose

Complete with 1 nozzle cuff, and inlet valve with adaptor.

VAC-TRAP

\$1,199.50

6' vacuum stand with trap

- For heavy items (coins, etc.) and
- two attached waste baskets.
- Standard white powder coating

Storage Tanks

Storage Tanks

HDLPE Cylindrical Tanks

Price:**Size:**

TANK-0100	\$741.93	100 Gallon HDLPE Cylindrical Tank with Flat Bottom
TANK-0300	\$1,321.18	300 Gallon HDLPE Cylindrical Tank with Flat Bottom
TANK-0500	\$1,471.94	500 Gallon HDLPE Cylindrical Tank with Flat Bottom
TANK-0750	\$2,338.85	750 Gallon HDLPE Cylindrical Tank with Flat Bottom
TANK-1000	\$2,382.50	1000 Gallon HDLPE Cylindrical Tank with Flat Bottom
TANK-1500	\$3,497.37	1500 Gallon HDLPE Cylindrical Tank with Flat Bottom
TANK-2000	\$5,504.94	2000 Gallon HDLPE Cylindrical Tank with Flat Bottom
TANK-3000	\$6,353.98	3000 Gallon HDLPE Cylindrical Tank with Flat Bottom
TANK-4000	\$10,275.87	4000 Gallon HDLPE Cylindrical Tank with Flat Bottom
TANK-5000	\$12,821.03	5000 Gallon HDLPE Cylindrical Tank with Flat Bottom
TANK-6000	\$13,967.65	6000 Gallon HDLPE Cylindrical Tank with Flat Bottom

Tank Accesories. Add:\$322.06

Includes:

- 1 Float Switch,
- 1 Bulkhead Fitting and Manifold.

Additional Float Controls - Add:\$140.91 Each.

Fittings for Connecting additional Tanks - Add:\$440.15 Each.

Note:

Consult Engineering Department for N^on-Standard Tanks and dimmensions.

940-1307

#N/A

Seismic restraints available. Part# 940-1307 add 1 per tank up to 1,500 gallon. Please Consult factory for pricing on larger tanks.

Pumps & Air Compressors

Air Compressors

2 Stage

HP-5.0

\$9,723.77

5 HP compressor (2-stage), 80 gallon vertical tank

- 208/230/460v, 3 phase, 18.9 cfm at 175 psi
- Includes motor starter

HP-7.5

\$10,303.34

7.5 HP compressor (2-stage)

- 80 gallon vertical tank
- 208/230/460v, 3 phase, 18.9 cfm at 175 psi
- Includes motor starter

HP-10.0

\$10,560.93

10 HP compressor (2-stage)

- 120 gallon vertical tank
- 208/230/460v, 3 phase, 37.8 cfm at 175 psi
- Includes motor starter

Pumps

Booster Pumps

PMP-001BP

\$9,775.96

1 HP In-line electric power pump system

PMP-002BP

\$3,565.19

2 HP In-line electric power pump system

PMP-003BP

\$3,983.50

3 HP In-line electric power pump system

PMP-005BP

#N/A

5 HP In-line electric power pump system

RO Transfer Pumps

PMP-001RP

\$2,935.47

1 HP In-line electric power pump system

PMP-002RP

\$3,047.05

2 HP In-line electric power pump system

PMP-003RP

\$12,997.58

3 HP In-line electric power pump system

4006-0043

\$5,921.22

2 HP Vertical Pump For Bus Washes Only

old 520-1705

Note: Booster pump intended to increase incoming city water pressure, Not for Use With Tanks.

All pumping systems include magnetic starter with disconnect switch.

Pumps

Centrifugal Pumps

PMP-001CP	\$2,747.57	1 HP free-standing pump system with in-line stainless steel screen filter on suction side.
PMP-002CP	\$3,660.26	2 HP free-standing pump system with in-line stainless steel screen filter on suction side
PMP-003CP	\$5,210.75	3 HP free-standing pump system with in-line stainless steel screen filter on suction side
PMP-005CP	\$5,737.58	5 HP free-standing pump system with in-line stainless steel screen filter on suction side
PMP-007CP	\$6,450.62	7.5 HP free-standing pump system with in-line stainless steel screen filter on suction side
PMP-010CP	\$13,190.54	10 HP free-standing pump system with in-line stainless steel screen filter on suction side.
PMP-015CP	\$9,903.29	15 HP free-standing pump system with in-line stainless steel screen filter on suction side.
PMP-020CP	\$11,001.39	20 HP free-standing pump system with in-line stainless steel screen filter on suction side.

Note:

All pumping systems include magnetic starter with disconnect switch.

Pumps

Self Prime Pumps

PMP-005SP

\$8,681.63

5 HP TEFC self-prime pump system

Aluminum barrel screen, 2" vertical check valve, strainer, and cam coupler quick disconnect.

PMP-007SP

\$16,436.35

7.5 HP TEFC self-prime pump system

Aluminum barrel screen, 2" vertical check valve, strainer, and cam coupler quick disconnect.

PMP-010SP

\$15,901.57

10 HP TEFC self-prime pump system

Aluminum barrel screen, 3-inch vertical check valve, strainer, and cam coupler quick disconnect.

PMP-015SP

\$16,395.63

15 HP TEFC self-prime pump system

Aluminum barrel screen, 3-inch vertical check valve, strainer, and cam coupler quick disconnect.

Note:

All pumping systems include magnetic starter with disconnect switch.

Pumps

Chemical Pumps

4003-0007
old 520-1623**\$2,092.87****Pump ½" air diaphragm transfer for chemicals**

ARO #670003

Used on DIS-200 and All System 5000 units

4008-0025
old 520-2006**\$1,350.05****Blue-white Model C15N404X 115v/60HZ 125RPM:**

- Max Volume – 10.6 Oz/min; Max Psi=70
- Use with auto hand wax foam application only. High volume.

4008-0026
old 520-2007**\$1,350.05****Blue-white Model C15N334X 24v/60HZ 60RPM:**

- Max Volume – 5.1 Oz/min; Max Psi=125
- Use with N^on-concentrated Chemicals. N^ormal Volume.

4008-0027
old 520-2008**\$868.19****Blue-white Model C15N034X 24v/60HZ 14RPM:**

- Max Volume = 1.1 Oz/min; Max Psi=125
- Use with Concentrated Chemicals, Low Volume.

Injection Systems**SINJ-01****\$2,671.08****Soap Injection**

Chemical pump soap injection system with solenoid manifold and bracket and cover to mount pump on machine leg. Upgrade in lieu of dema injection system

RINJ-01**\$1,660.60****Rinse aid injection**

Chemical pump injection system for rinse with solenoid manifold, bracket and cover to mount pump on machine leg. Add-on chemical pump system

ACCUMIX**\$17,339.39****Accumix, chemical mixing board with air manifold**

- Centralized water and air feed.
- Central aluminum panel can be mounted directly to wall or on UNISTRUT.
- Standard of 6 pumps and 6 air manifold on 8 station board
- Per additional pump station add:\$1,538.95
- Per additional manifold add:\$309.46Compressed air required
- May require booster pump if low water pressure

Control Panels

Stand Alone Control Panels

ECP-1 HP	\$3,397.41	1 HP Electrical Control Panel with Disconnect Switch
ECP-2 HP	\$2,035.26	2 HP Electrical Control Panel with Disconnect Switch
ECP-3 HP	\$2,063.04	3 HP Electrical Control Panel with Disconnect Switch
ECP-5 HP	\$2,456.01	5 HP Electrical Control Panel with Disconnect Switch
ECP-7.5H	#N/A	7.5 HP Electrical Control Panel with Disconnect Switch
ECP-10 HP	\$3,441.59	10 HP Electrical Control Panel with Disconnect Switch
ECP-15 HP	\$3,633.34	15 HP Electrical Control Panel with Disconnect Switch
ECP-20 HP	\$4,565.59	20 HP Electrical Control Panel with Disconnect Switch
ECP-30 HP	\$5,789.95	30 HP Electrical Control Panel with Disconnect Switch
ECP-40 HP	\$15,678.66	40 HP Electrical Control Panel with Disconnect Switch
ECP-50 HP	\$6,100.43	50 HP Electrical Control Panel with Disconnect Switch
ECP-60 HP	\$6,536.18	60 HP Electrical Control Panel with Disconnect Switch
ECP-75 HP	\$6,932.31	75 HP Electrical Control Panel with Disconnect Switch

All panels are **UL Approved**

All panels **Come with 1 Motor Starter**

Please note that these are add-ons to Main Panels

HP Prep Guns

PPW Line

PPW-003

\$6,353.95

Remote Electric Cold Water High Pressure Washer Pump

Delivers 4 GPM At 1000 Psi.

Includes:

- 3 HP Motor
- One 24" Wand Hand Gun
- One 4.0 GPM 15" Nozzle and one 25' 3/8" HP Hose*
- One Hand Gun Holder
- Chemical Injection System

\$1,723.75

Add For Motor Starter With Main Disconnect Switch

PPW-005

\$9,312.28

Remote Electric Cold Water High Pressure Washer Pump

Delivers 8.0 GPM At 1000 Psi.

Includes:

- 5 HP Motor, 208/230/460 Volt, 3 Phase
- Two 24" Wand Hand Gun
- Two 4.0 GPM 15" Nozzle, Two 25' 3/8" High Pressure Hoses
- Two Hand Gun Holders
- Chemical Injection System

\$2,391.93

Add For Motor Starter With Main Disconnect Switch

PPW-075

\$9,917.56

Remote Electric Cold Water High Pressure Washer Pump

Delivers 8.0 GPM At 1500 Psi.

Includes:

- 7.5 HP Motor, 208/230/460 Volt, 3 Phase
- Two 24" Wand Hand Gun
- Two 4.0 GPM 15" Nozzle & Two 25' 3/8" High Pressure Hoses
- Two Hand Gun Holder
- Chemical Injection System

\$2,870.32

Add For Motor Starter With Main Disconnect Switch

PPW-010

\$11,540.11

Remote Electric Cold Water High Pressure Washer Pump

Delivers 8.0 GPM At 1900 Psi.

Includes:

- 10 HP Motor, 208/230/460 Volt, 3 Phase
- Two 24" Wand Hand Gun
- Two 4.0 GPM 15" Nozzle, Two 25' 3/8" High Pressure Hoses
- Two Hand Gun Holder & Chemical Injection System

\$3,441.58

Add For Motor Starter With Main Disconnect Switch

BOM-180

\$1,617.13

BOM-360

\$961.11

180° Boom Wall Mounted

360° Boom Ceiling Mounted

\$398.15

Add For a 50 Feet Pressure Hose.

Part Number Index

4M-12.....	43	5025-0008.....	32	BUBBLIZER-D.....	27	ECO RINSE X3	28
4M-14.....	43	5025-0009.....	32	BUBBLIZER-L.....	27	ECO X3 SIGNS.....	28
4M-AS	43	5025-0036.....	32	BUBBLIZER-P	27	ECP-1 HP	79
4M-RC500.....	58	5025-0037	32	BUBBLIZER-R	27	ECP-2 HP	79
4M-TR.....	43	9200-0015	49	BUBBLIZER-V	27	ECP-3 HP	79
5M-020	41	9400-0097	30	CONF-2946.....	34	ECP-5 HP	79
5M-040	41	ACCUMIX	77	COSB-050	50	ECP-7.5H	79
5M-200	41	AF-1G.....	68	COSB-110.....	50	ECP-10 HP	79
5M-220	41	AF-2G.....	68	CP-SMRTGT-4.....	69	ECP-15 HP	79
5M-240	42	AG-CLA.....	56	CP-SMRTGT-8.....	69	ECP-20 HP	79
5M-400	41	AG-CLA-T	57	CT-10.....	8	ECP-30 HP	79
5M-420	42	AGC WASH CART...	57	CTA-100	25	ECP-40 HP	79
5M-440	42	AGS-333.....	61	CTA-200	25	ECP-50 HP	79
900-0652	60	AHW-2012.....	28	CTA-250	50	ECP-60 HP	79
900-0653.....	60	AIR-7.5.....	67	CTA-DOSA-5	50	ECP-75 HP	79
940-1307.....	72	AIR-10.....	67	CT-MEW	7	ECS-AF-10-1	68
3023-0007	65	AIR-15.....	67	DIA-100.....	27	ECS-AF-10-2	68
3023-0008.....	65	AIS-100	51	DIA-500	49	ECS-AF-208-1	68
3026-0028.....	57	AIS-200	51	DIA-500-11.....	49	ECS-AF-208-2.....	68
3026-0029.....	57	ALUM-100	27	DIA-500-12.....	49	ECS-AF-480-1.....	68
3026-0030.....	57	ALUM-200.....	27	DIA-500-12.5.....	49	ECS-AF-480-2	68
4003-0007.....	77	ALUM-300.....	27	DIA-500-13.....	49	ED-VAC-15	70
4006-0043.....	74	ARTB-100.....	25	DIA-500-14	49	ED-VAC-20.....	70
4008-0025.....	77	ARTB-500	50	DIA-500-15.....	49	ED-VAC-25.....	70
4008-0026.....	77	BD-3000	68	ECO3-FR	11	ED-VAC-30	70
4008-0027.....	77	BDH-5000	68	ECO3-SS.....	9	ED-VAC-40	70
4017-0027.....	30	BIGM.....	40	ECO3-SS-FLT	10	ED-VAC-50	70
4020-0041	69	BIGM-12	40	ECO5-FR	12	ED-VAC-60	70
4020-0042.....	69	BIGM-13.....	40	ECO5-SS.....	13	FLOOD-ARCH.....	29
4020-0043.....	69	BIGM-14.....	40	ECO5-SS-FLT	14	FOM-MINI.....	27
4020-0044.....	69	BIGM-15.....	40	ECO5-TB-E	15	FRDM-500.....	50
4020-0045.....	69	BLST-ARCH-ST-2	29	ECO5-TB-HD-E.....	18	FRSB-300.....	50
4020-0049.....	69	BLST-ARCH-ST-3	29	ECO5-TB-HD-X.....	19	FRSB-500.....	49
4020-0050.....	69	BLST-ARCH-ST-6	29	ECO5-TB-X	16	FRWB-500	50
4020-0051	69	BLST-HP-WH.....	29	ECO5-TB-X	17	FW-MKUP.....	57
4020-0056.....	67	BOM-180.....	80	ECO7-FR.....	20	FW-MKUP.....	60
4020-0057.....	67	BOM-360	80	ECO10.....	21	GSP-100-HRS.....	23
5014-0030	32	BUBBLE2.0.....	27	ECO10B.....	21	GSP-100-SS	23

GSP-200-HRS	23	old# 930-5608.....	65	PPW-010.....	80
GSP-200-SS.....	23	OUN-200-C5.....	30	PPW-075.....	80
GSP-500-HRS	52	OUN-200-C10.....	30	RC-500.....	58
GSP-500-SS.....	52	OUN-200E	30	RC-1000	58
GSP-5000-HRS.....	52	OUN-200H.....	30	RC-1500	58
GSP-5000-SS.....	52	PAR-500	49	RC-2000	58
HDH-001.....	31	PAR-500-11.....	49	RCE	47
HP-5.0	74	PAR-500-12	49	RCR-500	52
HP-7.5	74	PAR-500-12.5	49	REAR-POS.....	49
HP-10.0	74	PAR-500-13	49	RGLS-00.....	49
HPA-010	49	PAR-500-14	49	RINJ-01	77
HPA-010-14	49	PAR-500-15	49	RO-1140-1800	63
HPA-010-15	49	PMP-001BP.....	74	RO-2140-3600	63
HPA-FBBW.....	49	PMP-001CP.....	75	RO-3140-5400	63
HPP-005F	31	PMP-001RP.....	74	RO-4140-7200	64
HPP-010F	31	PMP-002BP	74	RO-5140-9000	64
HPP-015F.....	31	PMP-002CP	75	RO-6140-10800.....	64
INST-2946	34	PMP-002RP.....	74	RO-8140-14400	64
JSW-520	53	PMP-003BP	74	SARA	48
JSW-530.....	53	PMP-003CP	75	SARA-SCS.....	48
MBS-5-2016	60	PMP-003RP	74	SB-3100-10.....	38
MBS-10-2016.....	60	PMP-005BP	74	SB-3100-12.....	38
MBS-15-2016.....	60	PMP-005CP	75	SB-3100-13.....	38
MBS-15-VFD-2016 .	60	PMP-005SP.....	76	SB-3100-14.....	38
MBS-20-2016.....	60	PMP-007CP	75	SB-3100-15.....	38
MEGA-DS	27	PMP-007SP.....	76	SCB-FW	48
MEGA-SS.....	27	PMP-010CP.....	75	SCD-400	32
MEGA-TF.....	27	PMP-010SP	76	SCD-410.....	32
MENU-36NH.....	34	PMP-015CP.....	75	SCR-100.....	23
MENU-36NV	34	PMP-015SP	76	SCR-100-1.....	23
MIT-100.....	33	PMP-020CP	75	SCS-00	51
MIT-101	33	POR-500	49	SEL-SW	51
MS-100.....	70	POR-500-11.....	49	SGR-200.....	23
MS-150.....	70	POR-500-12.....	49	SGR-200-1	23
MS-200	70	POR-500-12.5.....	49	SINJ-01	77
MS-250	70	POR-500-13.....	49	SMRT-GT-2.0	69
MS-300	70	POR-500-14	49	SRS-005	61
MS-400	70	POR-500-15.....	49	SRS-010.....	61
MS-500	70	PPW-003	80	STAGE 10.....	57
MS-600	70	PPW-005	80	SUP-ARCH	27

SWS-100.....	33	TANK-4000	72
SWS-500	49	TANK-5000.....	72
SYS-90.....	32	TANK-6000	72
SYS-90-T.....	51	TGA-200.....	26
SYS-90-T-10	51	TGA-200-1.....	26
SYS-90-TUNNEL	32	TGA-200-GF.....	26
SYS-200.....	22	TGA-ARCH.....	26
SYS-250.....	22	TOOL KIT.....	70
SYS-300	22	UCW-090	25
SYS-400	22	UCW-200	25
SYS-414.....	44	UCW-200	50
SYS-414B.....	45	UCW-311	25
SYS-450	22	UCW-311	50
SYS-700.....	22	VAC-102	70
SYS-3000-10	36	VAC-103	70
SYS-3000-12	36	VAC-TRAP	70
SYS-3000-13	36	VDM.....	53
SYS-3000-14	36	VORTEX	29
SYS-3000-15	36	WRS-05	55
SYS-3100-10.....	37	WRS-10.....	55
SYS-3100-11	37	WRS-15.....	56
SYS-3100-12.....	37	WRS-20	56
SYS-3100-13.....	37	WTS-001	60
SYS-3100-14.....	37	WTS-003	60
SYS-3100-15.....	37	WTS-005	60
SYS-3100ADDCURT	37	WWS-220.....	59
SYS-3250-10.....	39		
SYS-3250-12.....	39		
SYS-3250-13.....	39		
SYS-3250-14.....	39		
SYS-3250-15.....	39		
t.....	33		
TANK-0100.....	72		
TANK-0300	72		
TANK-0500.....	72		
TANK-0750.....	72		
TANK-1000.....	72		
TANK-1500	72		
TANK-2000.....	72		
TANK-3000	72		



N/S Corporation

VEHICLE WASHING EQUIPMENT • *Established 1961*

Price Book

Fleet Services Equipment

FL10-24

HGACBuy

THE SMART PURCHASING SOLUTION

All Catalog and Non Catalog Items are Subject to a 18% Discount

www.nswash.com

CONFIDENTIAL





N/S Corporation

VEHICLE WASHING EQUIPMENT • ESTABLISHED 1961

www.nswash.com