

2024
www.GraceConnectedSafety.com
FOR HGAC # EE-11-24



LINKS:

Grace Connected Safety

<https://www.jotform.com/build/232004522255140>

Grace Connected Safety - Intro

<https://vimeo.com/853833657?share=copy>

Grace Connected Safety - PENDANTS



<https://vimeo.com/853833612?share=copy>






Grace Connected Safety - GATEWAYS



<https://vimeo.com/853833564?share=copy>





Grace Connected Safety - PLANS







 <p>GMG-P-C</p>	<p>GMG-P-C Grace Mobile Gateway for portable mounting on standard and OTR/ATV vehicles - Magnetic mount for easy swapping between vehicles.</p> <ul style="list-style-type: none"> - Can be integrated with existing Grace Lone Worker Systems. - Includes 12VDC lighter plug for in-vehicle charging. - Operates 25 hours in monitor mode on a full charge - 4 to 6 hours recharge time. - Low Battery Alert - email/text/voice-to-text/GraceCloudConnect APP and Pendant Alert. - Add any model of Grace Lone Worker Pendant - Grace Cloud Connect will not display outdoor mapping of non-GPS model Pendants or free form text/canned messages on non-display Pendants. - System Access Loop Test Indicator SALTi - alerts the user when system connection to Gateway or Cloud has been interrupted.* - SALTi feature best performs with (≤10) Pendants - Performance will decrease over (10) Pendants to a maximum of 40 Pendants.* - Can be used with optional Universal Mounting Bracket- GMG-UNI-MOUNT order separately. - Grace Pendants are not cellular or satellite based products and operate with the Grace Gateway and other Grace devices using license-free patented radio technology. 	<p>\$ 2,022</p>
 <p>GMG-P-C-S</p>	<p>GMG-P-C-S Grace Mobile Gateway for portable mounting on standard and OTR/ATV vehicles. Magnetic mount for easy swapping between vehicles.</p> <ul style="list-style-type: none"> - Can be integrated with existing Grace Lone Worker Systems. - Includes 12VDC lighter plug for in-vehicle charging. - Operates 25 hours in monitor mode on a full charge - 4 to 6 hours recharge time. - Low Battery Alert - email/text and Pendant Alert. - Add any model of Grace Lone Worker Pendant. - Grace Cloud Connect will not display outdoor mapping of non-GPS model Pendants or free form text/canned messages on non-display Pendants. - System Access Loop Test Indicator SALTi - alerts the user when system connection to Gateway or Cloud has been interrupted.* - SALTi feature best performs with (≤10) Pendants - Performance will decrease over (10) Pendants to a maximum of 40 Pendants.* - Can be used with optional Universal Mounting Bracket- GMG-UNI-MOUNT order separately. - Grace Pendants are not cellular or satellite based products and operate with the Grace Gateway and other Grace devices using license-free patented radio technology. - This model of Gateway utilizes subscription based cellular and Iridium satellite to communicate with Grace Cloud Connect. - Iridium Satellite Service requires a open view of the sky for performance. 	<p>\$ 2,447</p>

 <p>GMG-F-C (ORDER BRACKET SEPARATE)</p>	<p>GMG-F-C Grace Mobile Gateway for permanent fixed mounting on buildings and standard and OTR/ATV vehicles.</p> <ul style="list-style-type: none"> - Can be integrated with existing Grace Lone Worker Systems. - Magnetic mount with hardwire fixed power and control cable for permanent installation in vehicle. - INCLUDES STANDARD INSTALL CABLE GMG-IO-15 (17ft/5m cable) (OPTIONAL GMG-IO-25 (32.8ft/10m) available) - Operates 25 hours in monitor mode on a full charge - 4 to 6 hours recharge time. - Low Battery Alert - email/text/voice-to-text/GraceCloudConnect APP and Pendant Alert. - Includes (2) Input triggers and (2) Output Relays managed by Grace Cloud Connect. - ORDER SEPARATE - Universal Mounting Bracket GMG-UNI-MOUNT. - Add any model Grace Lone Worker Pendant. - Grace Cloud Connect will not display mapping of non-GPS model Pendants or free form text/canned messages on non-display Pendants. - System Access Loop Test Indicator SALTi - alerts the user when system connection to Gateway or Cloud has been interrupted.* - SALTi feature best performs with (≤10) Pendants - Performance will decrease over (10) Pendants to a maximum of 40 Pendants.* - This model of Gateway utilizes subscription based cellular to communicate with Grace Cloud Connect. - Grace Pendants are not cellular or satellite based products and operate with the Grace Gateway and other Grace devices using license-free patented radio technology. - Grace Gateway devices utilize subscription based cellular technology to communicate with Grace Cloud Connect. - THIS PART NUMBER DOES NOT INCLUDE GCC SERVICE PLAN - ADD PART NUMBER GCC-C-YR FOR GRACE CLOUD CONNECT SERVICE 	<p>\$ 2,122</p>
 <p>GMG-F-C-S (ORDER BRACKET SEPARATE)</p>	<p>GMG-F-C-S Grace Mobile Gateway for permanent fixed mounting on standard and OTR/ATV vehicles.</p> <ul style="list-style-type: none"> - Can be integrated with existing Grace Lone Worker Systems. - Magnetic mount with hardwire fixed power and control cable for permanent installation on vehicle. - INCLUDES STANDARD INSTALL CABLE GMG-IO-15 (17ft/5m cable) (OPTIONAL GMG-IO-25 (32.8ft/10m) available) - Operates 25 hours in monitor mode on a full charge - 4 to 6 hours recharge time. - Low Battery Alert - email/text/voice-to-text/GraceCloudConnect APP and Pendant Alert. - ORDER SEPARATE - Universal Mounting Bracket GMG-UNI-MOUNT. - Includes (2) Input triggers and (2) Output Relays managed by Grace Cloud Connect. - Add any model Grace Lone Worker Pendant - Grace Cloud Connect will not display outdoor mapping of non-GPS model Pendants or free form text/canned messages on non-display Pendants. - System Access Loop Test Indicator SALTi - alerts the user when system connection to Gateway or Cloud has been interrupted.* - SALTi feature best performs with (≤10) Pendants - Performance will decrease over (10) Pendants to a maximum of 40 Pendants.* - Grace Pendants are not cellular or satellite based products and operate with the Grace Gateway and other Grace devices using license-free patented radio technology. - This model of Gateway utilizes subscription based cellular and Iridium satellite to communicate with Grace Cloud Connect. - To manage possible higher data rate cost, Iridium satellite is secondary back-up primary cellular connectivity. 	<p>\$ 2,567</p>
<p>GMG-UNI-MOUNT</p>	<p>UNIVERSAL MOUNTING BRACKET FOR USE WITH ALL MODELS OF GMG </p>	<p>\$ 149</p>
<p>GMG-IO-15</p>	<p>GMG-IO-15 (17ft/5m cable) INPUT/OUTPUT/POWER CABLE FOR USE WITH GMG-F FIXED MOUNT MODELS </p>	<p>\$ 150</p>
<p>GMG-IO-25</p>	<p>GMG-IO-25 (32.8ft/10m) INPUT/OUTPUT/POWER CABLE FOR USE WITH GMG-F FIXED MOUNT MODELS</p>	<p>\$ 189</p>
<p>GMG-DC-MOBILE</p>	<p>12VDC Mobile Charge Cable for all models of GMG-P</p>	<p>\$ 27</p>
<p>GMG-AC 120/240</p>	<p>GMG-AC 120/240 Wall plug power adapter for 120/240 VAC charging of all GMG-P models </p>	<p>\$ 27</p>

 <p>PWA-C</p>	<p>PWA-C Grace Portable Worksite Alarm Cellular Gateway is a stand-alone transportable battery powered Gateway for use in remote temporary operations.</p> <ul style="list-style-type: none"> - Can be integrated with existing Grace Lone Worker Systems. - VERY LOUD Audible Alarm and HIGH INTENSITY LED VISUAL INDICATORS - operates as a secondary means of alarm notification. - Operates as signal repeater to extend usable range. - Operates for 24 hours with 6-10 hours to recharge. - Low Battery Alert - email/text/voice-to-text/GraceCloudConnect APP and Pendant Alert. - Top Mounted Emergency EVACUATION Push-Button. - Add any model Grace Lone Worker Pendant. - Grace Cloud Connect will not display outdoor mapping of non-GPS model Pendants or free form text/canned messages on non-display Pendants. - System Access Loop Test Indicator SALTi - alerts the user when system connection to Gateway or Cloud has been interrupted.* - SALTi feature best performs with (≤10) Pendants - Performance will decrease over (10) Pendants to a maximum of 40 Pendants.* - Grace Pendants are not cellular or satellite based products and operate with the Grace Gateway and other Grace devices using license-free patented radio technology. <p>This model of Gateway utilizes subscription based cellular service for Grace Cloud Connect.</p>	<p>\$ 2,832</p>
 <p>PWA-C-S</p>	<p>PWA-C-S Grace Portable Worksite Alarm CELL/SAT Gateway is a stand-alone transportable battery powered Gateway for use at remote temporary operations.</p> <ul style="list-style-type: none"> - Can be integrated with existing Grace Lone Worker Systems.VERY LOUD Audible Alarm and HIGH INTENSITY LED VISUAL INDICATORS - operates as a secondary means of alarm notification. - THIS PART NUMBER DOES NOT INCLUDE GCC SERVICE PLAN - ADD PART NUMBER GCC-C-YR FOR GRACE CLOUD CONNECT SERVICE - Operates as signal repeater to extend usable range. - Top Mounted Emergency EVACUATION Push-Button. - Operates for 24 hours with 6-10 hours to recharge. - Low Battery Alert - email/text/voice-to-text/GraceCloudConnect APP and Pendant Alert. - Add any model Grace Lone Worker Pendant - Grace Cloud Connect will not display outdoor mapping of non-GPS model Pendants or free form text/canned messages on non-display Pendants. - System Access Loop Test Indicator SALTi - alerts the user when system connection to Gateway or Cloud has been interrupted.* - SALTi feature best performs with (≤10) Pendants - Performance will decrease over (10) Pendants to a maximum of 40 Pendants.* - Grace Pendants are not cellular or satellite based products and operate with the Grace Gateway and other Grace devices using license-free patented radio technology. - Grace Gateway devices utilize subscription based cellular and satellite technology to communicate with Grace Cloud Connect. - Iridium Satellite Service requires a open view of the sky for performance. - This model of Gateway utilizes subscription based cellular and Iridium Satellite Service for Grace Cloud Connect. 	<p>\$ 3,402</p>

 <p>MS3000X-C</p>	<p>MS3000X-C is a fixed mount/fixed location Cellular Gateway and can be integrated with existing Grace Lone Worker Systems to provide a cellular monitored connection to Grace Cloud Connect, as well as Grace Cloud Connect control of (4) Opto-Isolated Inputs and (4) Output Relays used in a wide range of applications to integrate with external systems (Fire, Security, SCADA, Access Control Systems) to send evacuation, E-stop, weather/active shooter alert signals to Grace Pendants.</p> <ul style="list-style-type: none"> - (4) Output Relays for external alarm system interface - to provide a secondary means of alarm notification. - 25 Hour battery back-up in monitor mode. - Low Battery Alert - email/text/voice-to-text/GraceCloudConnect APP and Pendant Alert. - Add any model of Grace Lone Worker Pendant. - Grace Cloud Connect will not display outdoor mapping of non-GPS model Pendants or free form text/canned messages on non-display Pendants. - System Access Loop Test Indicator SALTi - alerts the user when system connection to Gateway or Cloud has been interrupted.* - SALTi feature best performs with (≤10) Pendants - Performance will decrease over (10) Pendants to a maximum of 40 Pendants.* * - An UNLIMITED number of PENDANTS can be used when the SALTi feature is disabled - this is feature is only available on Gateways with secondary means of alarm.** - Grace Pendants are not cellular or satellite based products and operate with the Grace Gateway and other Grace devices using license-free patented radio technology. - This model of Gateway utilizes subscription based cellular service to communicate with Grace Cloud Connect. 	<p>\$ 2,857</p>
 <p>MS3000X-C-OTG</p>  	<p>MS3000X-C-OTG is a fixed mount/fixed location Cellular Gateway with OTG Solar Package and can be integrated with existing Grace Lone Worker Systems to provide a cellular monitored connection to Grace Cloud Connect, as well as Grace Cloud Connect control of (4) Opto-Isolated Inputs and (4) Output Relays used in a wide range of applications to integrate with external systems (Fire, Security, SCADA, Access Control Systems) to send evacuation, E-stop, weather/active shooter alert signals to Grace Pendants.</p> <ul style="list-style-type: none"> - (4) Output Relays for external alarm system interface - to provide a secondary means of alarm notification. - 100 hours battery back-up in monitor mode - require 3 hours per day of full sun to maintain. - Low Battery Alert - email/text/voice-to-text/GraceCloudConnect APP and Pendant Alert. - Add any model of Grace Lone Worker Pendant. - Grace Cloud Connect will not display outdoor mapping of non-GPS model Pendants or free form text/canned messages on non-display Pendants. - System Access Loop Test Indicator SALTi - alerts the user when system connection to Gateway or Cloud has been interrupted.* - SALTi feature best performs with (≤10) Pendants - Performance will decrease over (10) Pendants to a maximum of 40 Pendants.* * - An UNLIMITED number of PENDANTS can be used when the SALTi feature is disabled - this is feature is only available on Gateways with secondary means of alarm.** - Grace Pendants are not cellular or satellite based products and operate with the Grace Gateway and other Grace devices using license-free patented radio technology. - This model of Gateway utilizes subscription based cellular service to communicate with Grace Cloud Connect. - THIS PART NUMBER DOES NOT INCLUDE GCC SERVICE PLAN - ADD PART NUMBER GCC-C-YR FOR GRACE CLOUD CONNECT SERVICE 	<p>\$ 4,356</p>

 <p>MS3000X-C-S</p>	<p>MS3000X-C-S is a fixed mount/fixed location CELL/SAT Gateway and can be integrated with existing Grace Lone Worker Systems to provide a cellular monitored connection to Grace Cloud Connect, as well as Grace Cloud Connect control of(4) Opto-Isolated Inputs and (4) Output Relays used in a wide range of applications to integrate with external systems (Fire, Security, SCADA, Access Control Systems) to send evacuation, E-stop, weather/active shooter alert signals to Grace Pendants.</p> <ul style="list-style-type: none"> - (4) Output Relays for external alarm system interface - to provide a secondary means of alarm notification. - 25 Hour battery back-up in monitor mode. - Add any model of Grace Lone Worker Pendant - Grace Cloud Connect will not display outdoor mapping of non-GPS model Pendants or free form text/canned messages on non-display Pendants. - System Access Loop Test Indicator SALTi - alerts the user when system connection to Gateway or Cloud has been interrupted.* - SALTi feature best performs with (≤10) Pendants - Performance will decrease over (10) Pendants to a maximum of 40 Pendants.* - An UNLIMITED number of PENDANTS can be used when the SALTi feature is disabled - this is feature is only available on Gateways with secondary means of alarm.** - Grace Pendants are not cellular or satellite based products and operate with the Grace Gateway and other Grace devices using license-free patented radio technology. - This model of Gateway utilizes subscription based cellular and Iridium satellite service to communicate with Grace Cloud Connect. - To manage possible higher data rate cost, Iridium satellite is secondary back-up primary cellular connectivity. - Iridium Satellite Service requires a open view of the sky for performance. <p>THIS PART NUMBER DOES NOT INCLUDE GCC SERVICE PLAN - ADD PART NUMBER GCC-C-S-YR FOR GRACE CLOUD CONNECT SERVICE</p>	<p>\$ 3,477</p>
 <p>MS3000X-C-S-OTG</p>  	<p>MS3000X-C-S-OTG is a fixed mount/fixed location CELL/SAT Gateway and can be integrated with existing Grace Lone Worker Systems to provide a cellular monitored connection to Grace Cloud Connect, as well as Grace Cloud Connect control of(4) Opto-Isolated Inputs and (4) Output Relays used in a wide range of applications to integrate with external systems (Fire, Security, SCADA, Access Control Systems) to send evacuation, E-stop, weather/active shooter alert signals to Grace Pendants.</p> <ul style="list-style-type: none"> - (4) Output Relays for external alarm system interface - to provide a secondary means of alarm notification. - 100 hours battery back-up in monitor mode - require 3 hours per day of full sun to maintain. - Add any model of Grace Lone Worker Pendant - Grace Cloud Connect will not display outdoor mapping of non-GPS model Pendants or free form text/canned messages on non-display Pendants. - System Access Loop Test Indicator SALTi - alerts the user when system connection to Gateway or Cloud has been interrupted.* - SALTi feature best performs with (≤10) Pendants - Performance will decrease over (10) Pendants to a maximum of 40 Pendants.* - An UNLIMITED number of PENDANTS can be used when the SALTi feature is disabled - this is feature is only available on Gateways with secondary means of alarm.** - Grace Pendants are not cellular or satellite based products and operate with the Grace Gateway and other Grace devices using license-free patented radio technology. - This model of Gateway utilizes subscription based cellular and Iridium satellite service to communicate with Grace Cloud Connect. - To manage possible higher data rate cost, Iridium satellite is secondary back-up primary cellular connectivity. - Iridium Satellite Service requires a open view of the sky for performance. <p>THIS PART NUMBER DOES NOT INCLUDE GCC SERVICE PLAN - ADD PART NUMBER GCC-C-S-YR FOR GRACE CLOUD CONNECT SERVICE</p>	<p>\$ 4,976</p>



MS3000X-C-LS

MS3000X-C-LS is a fixed mount/fixed location Cellular Gateway WITH LIGHT AND SIREN and can be integrated with existing Grace Lone Worker Systems to provide a cellular monitored connection to Grace Cloud Connect, as well as Grace Cloud Connect control of (4) Opto-Isolated Inputs and (4) Output Relays used in a wide range of applications to integrate with external systems (Fire, Security, SCADA, Access Control Systems) to send evacuation, E-stop, weather/active shooter alert signals to Grace Pendants.

- (4) Output Relays for external alarm system interface - to provide a secondary means of alarm notification.
- 25 Hour battery back-up in monitor mode.
- Add any model of Grace Lone Worker Pendant.
- Grace Cloud Connect will not display outdoor mapping of non-GPS model Pendants or free form text/canned messages on non-display Pendants.
- System Access Loop Test Indicator SALTi - alerts the user when system connection to Gateway or Cloud has been interrupted.*
- SALTi feature best performs with (≤ 10) Pendants - Performance will decrease over (10) Pendants to a maximum of 40 Pendants.* *
- An UNLIMITED number of PENDANTS can be used when the SALTi feature is disabled - this is feature is only available on Gateways with secondary means of alarm.**
- Grace Pendants are not cellular or satellite based products and operate with the Grace Gateway and other Grace devices using license-free patented radio technology.
- This model of Gateway utilizes subscription based cellular service to communicate with Grace Cloud Connect.

- THIS PART NUMBER DOES NOT INCLUDE GCC SERVICE PLAN - ADD PART NUMBER GCC-C-YR FOR GRACE CLOUD CONNECT SERVICE

\$ 4,307



MS3000X-C-LS-OTG



MS3000X-C-LS-OTG is a fixed mount/fixed location Cellular Gateway WITH LIGHT AND SIREN and OTG Solar Package and can be integrated with existing Grace Lone Worker Systems to provide a cellular monitored connection to Grace Cloud Connect, as well as Grace Cloud Connect control of (4) Opto-Isolated Inputs and (4) Output Relays used in a wide range of applications to integrate with external systems (Fire, Security, SCADA, Access Control Systems) to send evacuation, E-stop, weather/active shooter alert signals to Grace Pendants.

- (4) Output Relays for external alarm system interface - to provide a secondary means of alarm notification.
- 100 hours battery back-up in monitor mode - require 3 hours per day of full sun to maintain.
- Add any model of Grace Lone Worker Pendant.
- Grace Cloud Connect will not display outdoor mapping of non-GPS model Pendants or free form text/canned messages on non-display Pendants.
- System Access Loop Test Indicator SALTi - alerts the user when system connection to Gateway or Cloud has been interrupted.*
- SALTi feature best performs with (≤ 10) Pendants - Performance will decrease over (10) Pendants to a maximum of 40 Pendants.* *
- An UNLIMITED number of PENDANTS can be used when the SALTi feature is disabled - this is feature is only available on Gateways with secondary means of alarm.**
- Grace Pendants are not cellular or satellite based products and operate with the Grace Gateway and other Grace devices using license-free patented radio technology.
- This model of Gateway utilizes subscription based cellular service to communicate with Grace Cloud Connect.

\$ 5,806



MS3000X-C-S-LS

MS3000X-C-LS is a fixed mount/fixed location CELL/SAT Gateway WITH LIGHT AND SIREN and can be integrated with existing Grace Lone Worker Systems to provide a cellular monitored connection to Grace Cloud Connect, as well as Grace Cloud Connect control of (4) Opto-Isolated Inputs and (4) Output Relays used in a wide range of applications to integrate with external systems (Fire, Security, SCADA, Access Control Systems) to send evacuation, E-stop, weather/active shooter alert signals to Grace Pendants.

- (4) Output Relays for external alarm system interface - to provide a secondary means of alarm notification.
- 25 Hour battery back-up in monitor mode.
- Add any model of Grace Lone Worker Pendant.
- Grace Cloud Connect will not display outdoor mapping of non-GPS model Pendants or free form text/canned messages on non-display Pendants.
- System Access Loop Test Indicator SALTi - alerts the user when system connection to Gateway or Cloud has been interrupted.*
- SALTi feature best performs with (≤ 10) Pendants - Performance will decrease over (10) Pendants to a maximum of 40 Pendants.* *
- An UNLIMITED number of PENDANTS can be used when the SALTi feature is disabled - this is feature is only available on Gateways with secondary means of alarm.**
- Grace Pendants are not cellular or satellite based products and operate with the Grace Gateway and other Grace devices using license-free patented radio technology.
- This model of Gateway utilizes subscription based cellular service to communicate with Grace Cloud Connect.

\$ 4,927



MS3000X-C-S-LS-OTG



MS3000X-C-LS-OTG is a fixed mount/fixed location CELL/SAT Gateway WITH LIGHT AND SIREN and OTG SOLAR PACKAGE and can be integrated with existing Grace Lone Worker Systems to provide a cellular monitored connection to Grace Cloud Connect, as well as Grace Cloud Connect control of (4) Opto-Isolated Inputs and (4) Output Relays used in a wide range of applications to integrate with external systems (Fire, Security, SCADA, Access Control Systems) to send evacuation, E-stop, weather/active shooter alert signals to Grace Pendants.

- (4) Output Relays for external alarm system interface - to provide a secondary means of alarm notification.
- 100 hours battery back-up in monitor mode - require 3 hours per day of full sun to maintain.
- Add any model of Grace Lone Worker Pendant.
- Grace Cloud Connect will not display outdoor mapping of non-GPS model Pendants or free form text/canned messages on non-display Pendants.
- System Access Loop Test Indicator SALTi - alerts the user when system connection to Gateway or Cloud has been interrupted.*
- SALTi feature best performs with (≤ 10) Pendants - Performance will decrease over (10) Pendants to a maximum of 40 Pendants.* *
- An UNLIMITED number of PENDANTS can be used when the SALTi feature is disabled - this is feature is only available on Gateways with secondary means of alarm.**
- Grace Pendants are not cellular or satellite based products and operate with the Grace Gateway and other Grace devices using license-free patented radio technology.
- This model of Gateway utilizes subscription based cellular service to communicate with Grace Cloud Connect.

\$ 6,426



GFG-CLD

- GFG-CLD is a cloud connected stand-alone network device using a TCP/IP connection that acts as a bridge to Grace Cloud Connect.**
- Connected portal. GFG is designed for installation on an **Ethernet or Wi-Fi network**.
 - By default, the GFG will try to acquire an IP address automatically using DHCP.
 - Connection type: 2.4GHz IEEE 802.11.b/g/n/a wireless LAN or 10/100 Mbit/s Ethernet port.
 - Audible Alert: Approximately 82 dBA.
 - Includes external 120 VAC wall plug power converter.
 - UPS Uninterruptable Power Supply demand is 10 W - **UPS is customer supplied.**
 - Security: Integrated Linux Firewall does not interfere with customer network security.
 - It is highly recommended that you consult all network configurations and settings changes with your Network Administrator.
 - Add any model Grace Lone Worker Pendant - Grace Cloud Connect will not display outdoor mapping of non-GPS model Pendants or free form text/canned messages on non-display Pendants.
 - Includes 1 year of Grace Cloud Connect Portal Dashboard Access (see service details).
 - Grace Pendants are not cellular or satellite based products and operate with the Grace Gateway and other Grace devices using license-free patented radio technology.

\$ 999

SERVICE PLANS

GCC-C-S-YR	ANNUAL SUBSCRIPTION CELLULAR/SATELLITE SERVICE CONNECTION TO GRACE CLOUD CONNECT PORTAL DASHBOARD	\$ 1,410
GCC-C-YR	ANNUAL SUBSCRIPTION CELLULAR SERVICE CONNECTION TO GRACE CLOUD CONNECT PORTAL DASHBOARD	\$ 360
GCC-GFG-YR	ANNUAL SUBSCRIPTION GFG CLOUD CONNECTION TO GRACE CLOUD CONNECT PORTAL DASHBOARD	\$ 300

SALTi® - System Access Loop Test Indicator Explained

The SALTi® (System Access Loop Test Indicator) feature provides the Pendant user with an indication the Pendant is connected and being monitored by the Grace Connected Safety® system. With this feature active, the system allows a Pendant to alert its user (via a Signal Loss Notification) if there is an interruption in signaling with the Grace Connected Safety® system.

SALTi® works in conjunction with Pendant’s “Signal Loss Timer” and must be configured on each Pendant. See Pendant’s user manual for instructions on setting this parameter.

SALTi® can support up to 40 Pendants per GMG gateway. For best performance of the SALTi® feature, the Pendant “Signal Loss Timer” should

Number of Active Pendants per Gateway	Minimum Required Signal Loss Timer Setting Set in Pendant Configuration
1 – 10	1 Minute
11 - 40	3 Minutes

GRACE WARRANTY

Grace Industries, Inc. warrants your product to be free from defects in workmanship and materials for a period of one (1) year from the date of original purchase.

Grace Industries will repair or replace at Grace's option the entire product free of charge.

All warranty repairs require return authorization - prior to shipping, call or email for a RMA number. Returns without a proper RMA # will not be processed. Authorization request shall be sent to service@graceindustries.com

Send all returned merchandise, prepaid and accompanied by proof of purchase that states date and location of purchase to: Grace Industries Inc., 305 Bend Hill Road, Fredonia, PA 16124, U.S.A. Customer is responsible for return shipping, handling, and any other associated cost. The product is warranted providing that a defect in workmanship and materials or damage was not in part or in whole a result from repairs or parts replacement that were made or attempted by other than Grace Industries authorized personnel. GRACE INDUSTRIES, INC. SHALL NOT BE LIABLE FOR ANY DIRECT, INDIRECT, INCIDENTAL OR CONSEQUENTIAL LOSS OR DAMAGE ARISING OUT OF THE FAILURE OF THE PRODUCT TO OPERATE.

The sole and exclusive remedy under all guarantees or warranties, expressed or implied is strictly limited to the repair or replacement as herein provided. ALL IMPLIED WARRANTIES INCLUDING BUT NOT LIMITED TO WARRANTIES OF FITNESS AND MERCHANTABILITY, ARE HEREBY LIMITED IN DURATION TO A PERIOD OF (1) YEAR FROM THE DATE OF ORIGINAL PURCHASE. The warranty and liability set forth in the prior paragraphs are in lieu of all other warranties, expressed or implied, in law or in fact, including warranties of merchantability and fitness for a particular purpose. Some states do not allow limitations on how long an implied warranty lasts, so the above limitation may not apply to you.

This warranty gives you specific legal rights, and you may also have other rights which may vary from state to state.

Grace Industries, Inc.
724-962-9231
305 Bend Hill Road
Fredonia, PA 16124
service@graceindustries.com

GRACE CONNECTED SAFETY - PACKAGE PRICING

Includes (1) Pendant + (1) Gateway + (1 yr) Service

		GFG	GMG			MS3000				PWA		WorkForce				SC500		
			Cell	Cell/Sat	Fixed	Cell	Cell/Sat	LS	OTG-Solar	Cell	Cell/Sat	WF1	WF1-GPS	WF2	WF2-GPS	no GPS	GPS	TPASS3
Package Part Number																		
GFG																		GRACE LIST \$
Wi-Fi - Ethernet	GFG-WF1	1										1						\$ 2,100
	GFG-WF1-GPS	1										1						\$ 2,175
	GFG-WF2	1											1					\$ 2,300
	GFG-WF2-GPS	1												1				\$ 2,375
	GFG-SC	1														1		\$ 2,475
	GFG-SC-GPS	1														1		\$ 2,575
	GFG-TP3	1															1	\$ 2,475
GMG																		
CELLULAR	GMG-P-C-WF1		1									1						\$ 2,250
	GMG-P-C-WF1-GPS		1									1						\$ 2,325
	GMG-P-C-WF2		1										1					\$ 2,400
	GMG-P-C-WF2-GPS		1											1				\$ 2,500
	GMG-P-C-SC		1												1			\$ 2,400
	GMG-P-C-SC-GPS		1												1			\$ 2,500
	GMG-P-C-TP3		1														1	\$ 2,400
	GMG-F-C-WF1		1		1						1							\$ 2,325
	GMG-F-C-WF1-GPS		1		1						1							\$ 2,400
	GMG-F-C-WF2		1		1							1						\$ 2,475
	GMG-F-C-WF2-GPS		1		1								1					\$ 2,575
	GMG-F-C-SC		1		1										1			\$ 2,625
CELLULAR & IRIDIUM SATELLITE	GMG-F-C-SC-GPS		1		1										1			\$ 2,700
	GMG-F-C-TP3		1		1												1	\$ 2,675
	GMG-P-CS-WF1			1								1						\$ 3,275
	GMG-P-CS-WF1-GPS			1								1						\$ 3,350
	GMG-P-CS-WF2			1									1					\$ 3,375
	GMG-P-CS-WF2-GPS			1										1				\$ 3,425
	GMG-P-CS-SC			1											1			\$ 3,425
	GMG-P-CS-SC-GPS			1												1		\$ 3,475
	GMG-P-CS-TP3			1													1	\$ 3,425
	GMG-F-CS-WF1			1	1						1							\$ 3,375
	GMG-F-CS-WF1-GPS			1	1						1							\$ 3,450
	GMG-F-CS-WF2			1	1							1						\$ 3,475
CELLULAR & IRIDIUM SATELLITE	GMG-F-CS-WF2-GPS			1	1								1					\$ 3,525
	GMG-F-CS-SC			1	1										1			\$ 3,575
	GMG-F-CS-SC-GPS			1	1										1			\$ 3,625
	GMG-F-CS-TP3			1	1												1	\$ 3,575
MS3000X																		
CELLULAR	MS3000X-C-WF1					1						1						\$ 4,250
	MS3000X-C-WF1-GPS					1						1						\$ 4,350
	MS3000X-C-WF2					1							1					\$ 4,375
	MS3000X-C-WF2-GPS					1								1				\$ 4,450
	MS3000X-C-SC					1									1			\$ 4,525
	MS3000X-C-SC-GPS					1										1		\$ 4,550
	MS3000X-C-TP3					1		1									1	\$ 4,600
	MS3000X-C-LS-WF1					1		1			1							\$ 4,325
	MS3000X-C-LS-WF1-GPS					1		1			1							\$ 4,400
	MS3000X-C-LS-WF2					1		1				1						\$ 4,475
	MS3000X-C-LS-WF2-GPS					1		1					1					\$ 4,525
	MS3000X-C-LS-SC					1		1						1				\$ 4,475
CELLULAR & IRIDIUM SATELLITE	MS3000X-C-LS-SC-GPS					1		1								1		\$ 4,625
	MS3000X-C-LS-TP3					1		1									1	\$ 4,575
	MS3000X-CS-WF1						1				1							\$ 5,800
	MS3000X-CS-WF1-GPS						1					1						\$ 5,825
	MS3000X-CS-WF2						1						1					\$ 5,900
	MS3000X-CS-WF2-GPS						1							1				\$ 5,925
	MS3000X-CS-SC						1								1			\$ 5,925
	MS3000X-CS-SC-GPS						1									1		\$ 6,000
	MS3000X-CS-TP3						1										1	\$ 5,925
	MS3000X-CS-LS-WF1						1	1			1							\$ 5,875
	MS3000X-CS-LS-WF1-GPS						1	1				1						\$ 5,900
	MS3000X-CS-LS-WF2						1	1					1					\$ 5,975
CELL & SATELLITE	MS3000X-CS-LS-WF2-GPS						1	1						1				\$ 6,000
	MS3000X-CS-LS-SC						1	1							1			\$ 6,000
	MS3000X-CS-LS-SC-GPS						1	1								1		\$ 6,075
	MS3000X-CS-LS-TP3						1	1									1	\$ 6,000
	OTG-SOLAR (ADD option)								1									\$ 1,575
PWA																		
CELLULAR	PWA-C-WF1									1		1						\$ 3,025
	MS3000X-C-WF1-GPS									1			1					\$ 3,050
	MS3000X-C-WF2									1				1				\$ 3,100
	MS3000X-C-WF2-GPS									1					1			\$ 3,125
	MS3000X-C-SC									1						1		\$ 3,200
	MS3000X-C-SC-GPS									1						1		\$ 3,250
	MS3000X-C-TP3									1							1	\$ 3,200
CELL & SATELLITE	PWA-CS-WF1										1	1						\$ 3,825
	PWA-CS-WF1-GPS										1		1					\$ 3,850
	PWA-CS-WF2										1			1				\$ 3,900
	PWA-CS-WF2-GPS										1				1			\$ 3,925
	PWA-CS-SC										1					1		\$ 4,100
	PWA-CS-SC-GPS										1					1		\$ 4,200
	PWA-CS-TP3										1						1	\$ 4,100

Gateways

Model		GRACE LIST \$	
GMG-P-C		\$ 2,022.00	
GMG-P-C-S		\$ 2,447.00	
GMG-F-C		\$ 2,122.00	
GMG-F-C-S		\$ 2,567.00	
PWA-C		\$ 2,832.00	
PWA-C-S		\$ 3,402.00	
MS3000X-C (No-LS)		\$ 2,857.00	
MS3000X-C-S (No-LS)		\$ 3,477.00	
MS3000X-C-LS		\$ 4,307.00	
MS3000X-C-S-LS		\$ 4,927.00	
MS3000X-OTG Add On		\$ 1,575.00	
GFG		\$ 995.00	
LS add on			

Pendants

Model		GRACE LIST \$	
WorkForce 1		\$ 849.00	
WorkForce 1 - GPS		\$ 911.00	
WorkForce 2		\$ 1,012.00	
WorkForce 2-GPS		\$ 1,095.00	
SC500		\$ 1,186.00	
SC500 -GPS		\$ 1,327.00	
TPASS3		\$ 1,148.00	
TPASS5		\$ 1,106.00	
TPASS5-GPS		\$ 1,217.00	
SPASS5x		\$ 739.00	

Service

Service Plan		GRACE LIST \$	
GCC-C-YR		\$ 360.00	
GCC-C-S-YR		\$ 1,140.00	
GCC-GFG-YR		\$ 300.00	